

NATIONAL TRANSPORTATION SAFETY BOARD EVIDENCE CONTROL	ACCIDENT NUMBER: ANC12LA075
-----------------------------------------------------------------	---------------------------------------

For Use In All Modal Investigations

MODE Office of Aviation Safety	DATE OF ACCIDENT 7/14/12	ACCIDENT LOCATION (City & State) Kenai, Alaska
-----------------------------------	-----------------------------	---------------------------------------------------

EVIDENCE OBTAINED BY: Clinton O. Johnson		
<input checked="" type="checkbox"/> EVIDENCE OBTAINED FROM:	LOCATION OR PERSON INFORMATION	DATE
<input type="checkbox"/> EVIDENCE RECEIVED FROM:	Wreckage after recovery	7/18/12
EVIDENCE CONTROL NUMBER - -		GROUP IIC
DESCRIPTION (<input type="checkbox"/> BIN ITEM - HAS BEEN SEPARATED <input type="checkbox"/>) McCaughey Propeller Tip		

OWNER OR OWNER'S REPRESENTATIVE

FIRST NAME: Cary	LAST NAME: Foster
ADDRESS: [REDACTED] Anchorage, Alaska 99515	
PHONE: [REDACTED]	EMAIL:
RETURNED <input type="checkbox"/>	DATE:
CONTACT:	


CHAIN OF CUSTODY

RELEASED BY: Clinton O. Johnson	RELEASED TO: UPS1ZA509R60198578069	DATE: 7/20/12
PURPOSE: Sent to NTSB HQ Met Lab Exam		
RELEASED BY: Fenwick / Budinski	RELEASED TO: UP1ZA509R60198578069	DATE: 9/20/12
PURPOSE: Return to ANC		
RELEASED BY: Clinton Johnson	RELEASED TO: Cary Foster: Owner	DATE: 10/25/12
PURPOSE:		
RELEASED BY:	RELEASED TO:	DATE:
PURPOSE:		
RELEASED BY:	RELEASED TO:	DATE:
PURPOSE:		

**NATIONAL TRANSPORTATION SAFETY BOARD
MATERIALS LABORATORY DIVISION
RECEIPT OF RETURNED PARTS**

ACCIDENT/INCIDENT IDENTIFICATION		
PLACE:	Kenai, AK	
DATE / VEHICLE:	7/14/2012	Piper PA-18-180, N7154Z
NTSB NO. / IIC:	ANC12LA075	Clinton O. Johnson, AS-ANC
THE FOLLOWING PARTS, PIECES OR COMPONENTS, FROM THE ABOVE ACCIDENT/INCIDENT		
<p>McCauley Propeller section</p> <p>Jiffy pack < 1lbs</p>		
ARE BEING RETURNED VIA (CARRIER NAMED):	UPS GROUND	
WITH TRACKING NUMBER:	1Z A4E 715 0399119513	
WHICH HAS BEEN ADDRESSED TO:		

NAME :	Clinton O. Johnson
COMPANY :	NTSB
ADDRESS :	222 West 7th Ave, Room 216, Box 11 Anchorage, AK 99515
TELEPHONE:	[REDACTED]



PLEASE VERIFY THAT THE COMPONENTS, AS ITEMIZED, HAVE BEEN RECEIVED BY PRINTING YOUR NAME, SIGNING, AND DATING THIS FORM BELOW, AND RETURNING THIS DOCUMENT TO:

Mike Budinski, CHIEF, MATERIALS LABORATORY DIVISION, (RE-30),
NATIONAL TRANSPORTATION SAFETY BOARD,
490 L'ENFANT PLAZA EAST, SW,
WASHINGTON, D.C. 20594.

A PREAMDRESSED, FRANKED ENVELOPE IS ATTACHED FOR YOUR CONVENIENCE.
IF ANY DISCREPANCIES ARE FOUND, IMMEDIATELY CALL [REDACTED]

WRITER'S NAME AND INITIALS	Epperson 12-088	DATE	9-20-2012
PERSON PACKING PARTS	Epperson	DATE	9-20-2012
NAME AND SIGNATURE OF RECIPIENT OR REPRESENTATIVE	CARY FOSTER	DATE	10-25-2012
	Print Sign [REDACTED]		
	Tyler Remer [REDACTED]		

Part Return Form.doc (Word Template)

UPS CampusShip: View/Print Label

1. **Ensure there are no other shipping or tracking labels attached to your package.** Select the Print button on the print dialog box that appears. Note: If your browser does not support this function select Print from the File menu to print the label.
2. **Fold the printed sheet containing the label at the line so that the entire shipping label is visible. Place the label on a single side of the package and cover it completely with clear plastic shipping tape. Do not cover any seams or closures on the package with the label.** Place the label in a UPS Shipping Pouch. If you do not have a pouch, affix the folded label using clear plastic shipping tape over the entire label.

3. **GETTING YOUR SHIPMENT TO UPS**

UPS locations include the UPS Store®, UPS drop boxes, UPS customer centers, authorized retail outlets and UPS drivers.




Find your closest UPS location at: www.ups.com/dropoff

Take your package to any location of The UPS Store®, UPS Drop Box, UPS Customer Center, UPS Alliances (Office Depot® or Staples®) or Authorized Shipping Outlet near you. Items sent via UPS Return Services(SM) (including via Ground) are also accepted at Drop Boxes. To find the location nearest you, please visit the Resources area of CampusShip and select UPS Locations.

Customers with a Daily Pickup

Your driver will pickup your shipment(s) as usual.

FOLD HERE

<p>1 LBS</p> <p>1 OF 1</p> <p>ANGR BERNWICK NTSB-DC 490 LENFANT PLZ SW WASHINGTON DC 20594</p> <p>SHIP TO: CLINTON O. JOHNSON [REDACTED] NTSB ROOM 216, BOX 11 222 WEST 7TH AVENUE ANCHORAGE AK 99513-7500</p>	<p>AK 996 9-13</p> 	<p>UPS GROUND</p> <p>TRACKING #: 1Z A4E 715 03 9911 9513</p> 	<p>BILLING: P/P</p> <p>Reference # 1: Piper PA18-180, N7154Z Reference # 2: ANCL12LA075</p> <p></p> <p><small>WXPEI70 36.0A 07/2012 CS 14.5.29</small></p>
------------------------------------------------------------------------------------------------------------------------------------------------------------------------------------------------------------------------------------------------------------------	---------------------------------------------------------------------------------------------------------------	----------------------------------------------------------------------------------------------------------------------------------------------------------	----------------------------------------------------------------------------------------------------------------------------------------------------------------------------------------------------------------------------------------------------------------




UPS CampusShip: View/Print Label

- 1. Ensure there are no other shipping or tracking labels attached to your package.** Select the Print button on the print dialog box that appears. Note: If your browser does not support this function select Print from the File menu to print the label.
- 2. Fold the printed sheet containing the label at the line so that the entire shipping label is visible.** Place the label on a single side of the package and cover it completely with clear plastic shipping tape. Do not cover any seams or closures on the package with the label. Place the label in a UPS Shipping Pouch. If you do not have a pouch, affix the folded label using clear plastic shipping tape over the entire label.
- 3. GETTING YOUR SHIPMENT TO UPS**
UPS locations include the UPS Store®, UPS drop boxes, UPS customer centers, authorized retail outlets and UPS drivers.
 Find your closest UPS location at: www.ups.com/dropoff
 Take your package to any location of The UPS Store®, UPS Drop Box, UPS Customer Center, UPS Alliances (Office Depot® or Staples®) or Authorized Shipping Outlet near you. Items sent via UPS Return Services(SM) (including via Ground) are also accepted at Drop Boxes. To find the location nearest you, please visit the Resources area of CampusShip and select UPS Locations.

Customers with a Daily Pickup

Your driver will pickup your shipment(s) as usual.

FOLD HERE

<p>CLINT JOHNSON NTSB-AK-STACHOWIAK 222 W 7TH AVE ANCHORAGE AK 99513</p> <p>SHIP TO: MICHAEL BUDINSKI NTSB- RE:30 490 L'ENFANT PLAZA EAST SW WASHINGTON DC 20594-0001</p>	<p>2 LBS</p> <p>DWT: 13,11.2</p> <p>1 OF 1</p>	<p>MD 201 9-47</p> 	<p>UPS NEXT DAY AIR</p> <p>TRACKING #: 1Z A50 9R6 01 9857 8069</p> <p>1</p>		<p>BILLING: P/P</p>  <p>CS 14.5.29. WXPJES0 27.0A 04/2012</p>
-----------------------------------------------------------------------------------------------------------------------------------------------------------------------------------------------------------------------------------------------------------------------------	------------------------------------------------	---------------------------------------------------------------------------------------------------------------	-------------------------------------------------------------------------------------------	--------------------------------------------------------------------------------------	----------------------------------------------------------------------------------------------------------------------------------------------------