



Parker Hannifin Corporation  
Hose Products Division  
30240 Lakeland Boulevard  
Wickliffe, OH 44092  
Phone: [REDACTED]  
Fax: [REDACTED]

Received: 2/14/2019

### TECHNICAL SERVICE PRODUCT ANALYSIS REPORT

**Distributor/OEM:** Strato Inc.  
**Attn:**  
**Address:** 100 New England Ave  
Piscataway, NJ 08854

**Inspection:**

- Assembly A2-A3 was vacuum tested.
- Inspection was conducted from end to end using a video camera while maintaining full vacuum in the hose.
- No collapsing of the hose or inner tube was observed.
- See figures below for set up.
- Video also available.






Figure 1: Received assemblies and components. The assemblies will be referred to throughout the report as labeled in the Figure above.



Figure 2: Assembly A2-A3. Has severe kink at end marked A2. Slight indentation at the opposite end fitting. Worn cover and some frayed wires at the hose support location. No leaks during pressure testing.



Video camera

Vacuum pump

Figure 3: Vacuum test set up.




Figure 4: A tapered rubber plug was inserted in one end of the fitting with the camera cable running through a hole in the center of the plug. While maintaining full vacuum, the camera cable was fed through the entire length of the hose.



Figure 5: Kinked end under full vacuum.



Figure 6: Kinked end under no vacuum,

If you have any further questions, please call.

**Application Engineer:** Michael McGreevy

Date: 5/20/2019