

## N-5 CAB SIGNAL ASPECTS AND INDICATIONS

### General Information

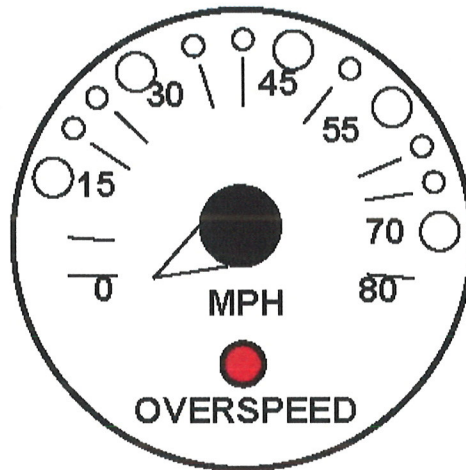
Cab signals are aspects displayed in the speedometer/ cab signal display unit located on the Operator's control console. They are used in conjunction with interlocking and home signals, and indicate track occupancy or other conditions ahead.

**Note: Illustrations are for training purposes only.**

### RDR-353 C. - No Code

**Indication/Procedure:** Train Operator must come to a complete stop and unless otherwise specified contact Control Center for instructions prior to moving the train. When permission has been granted, depress the stop/proceed button. Train Operators must then proceed at Restricted Speed until receiving a more favorable cab or fixed signal.

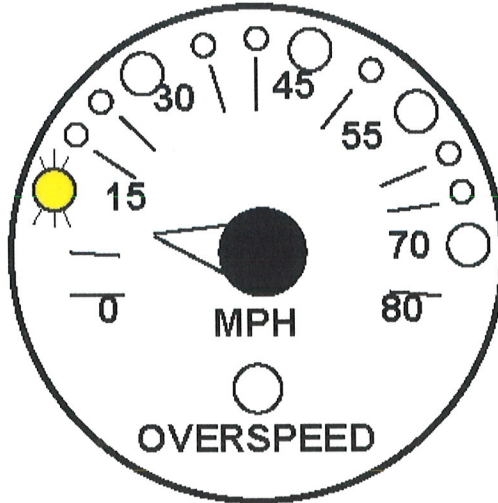
### **Aspect:**



**Stop and Proceed**

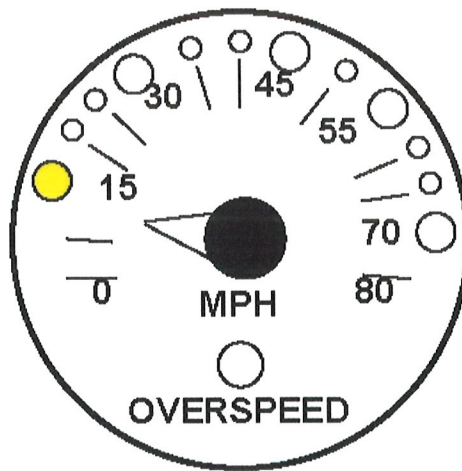
**Indication/Procedure:** The 15 MPH aspect will flash.

Train Operators must proceed at Restricted Speed not exceeding 15 MPH until receiving a more favorable cab or fixed signal.



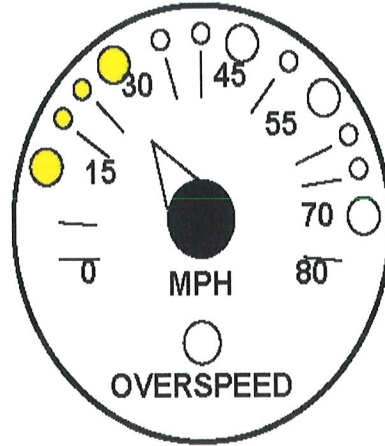
**15 MPH**

**Indication/Procedure:** The 15 MPH aspect will illuminate. Train Operators must maintain a speed of 14 MPH or less.



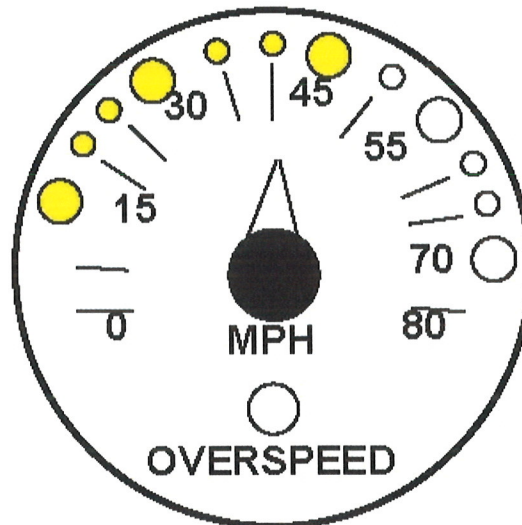
### 30 MPH

**Indication/Procedure:** All aspects up to and including the 30MPH aspect will illuminate. Train Operators must maintain a speed of 29 MPH or less.



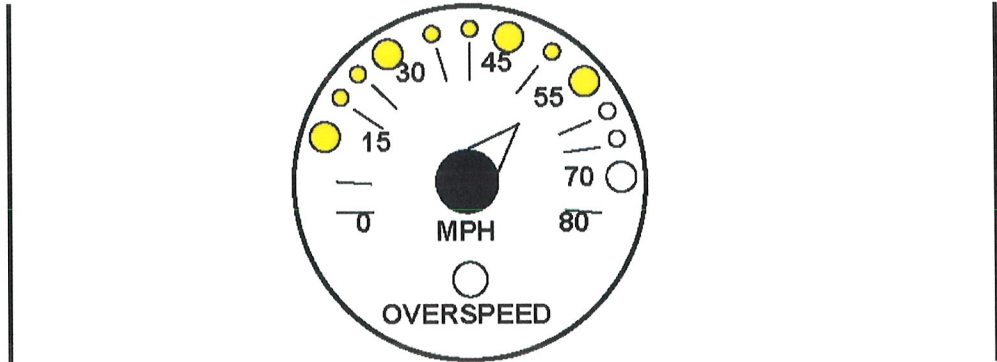
### 45 MPH

**Indication/Procedure:** All aspects up to and including the 45MPH aspect will illuminate. Train Operators must maintain a speed of 44 MPH or less.



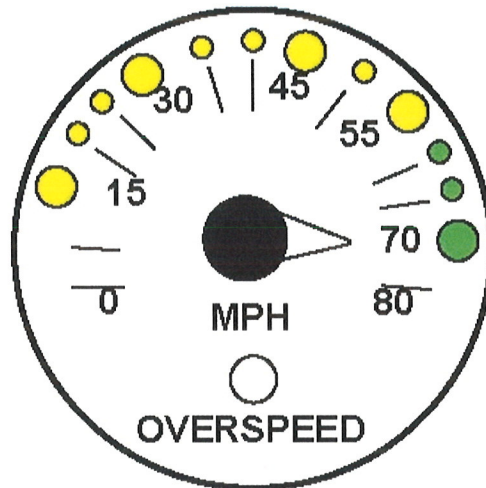
## 55 MPH

**Indication/Procedure:** All aspects up to and including the 55MPH aspect will illuminate. Train Operators must maintain a speed of 54 MPH or less.



## 70 MPH

**Indication/Procedure:** All aspects up to and including the 70 MPH aspect will illuminate. Train Operators must maintain a speed of 69 MPH or less.



## Overspeed

**Indication/Procedure:** Train Operators must immediately begin reduction to reduce speed below the maximum illuminated speed aspect.

