



Photo 1 – Aerial view of the helicopter landing area.



Photo 2 – On-scene view of the helicopter, right rear side.



Photo 3 – On-scene view of the helicopter, right side.



Photo 4 – On-scene view of the helicopter, left side.



Photo 5 – On-scene view of the helicopter, front view.



Photo 6 – View of engine during initial examination after the accident.




Photo 7 - Engine fuel pipe as found after the accident, with b-nut secured to manifold.




Photo 8 – Fuel pipe shown after the b-nut had been backed off by investigators, showing cracked fuel pipe flared end.



Photo 9 – Engine starter-generator as removed from engine.



Photo 10 – View of the helicopter cabin showing all 7 seats after the accident. Seat cushion material removed.



Photo 11 – View of the rear four seats of the helicopter. Seat cushions removed.




Photo 12 – Photo of the starter-generator attached to the engine and the condition of the engine deck with no dark-oily substance deposited on the engine deck below the starter-generator.