



**Highway Attachment – DOT Accident History**

**Belton, South Carolina**

**HWY20FH001**

(7 pages)

## Crash Summary

US 76 (BELTON HONEA PATH HWY) from MPT 26.800 to MPT 28.300

ANDERSON COUNTY

01/01/2010 - 09/30/2019 (9.7 years)

Length = 1.500 miles

AADT = 6,400

Functional Class = Rural -- Principal Arterial - Other

### *Crashes by Injury Class*

Fatality Crashes	1
Injury Crashes	8
PDO Crashes	26
<b>Total Crashes</b>	<b>35</b>

### *Crashes by Manner Of Collision*

Rear End	19
Angle	1
Sideswipe	2
Head On	0
Run Off Road	10
Animal	2
Bicycle	1
Pedestrian	0
Other	0
<b>Total Crashes</b>	<b>35</b>

### *Special Contributing Factors*

Night	11
Day	24
Wet	9
Dry	26

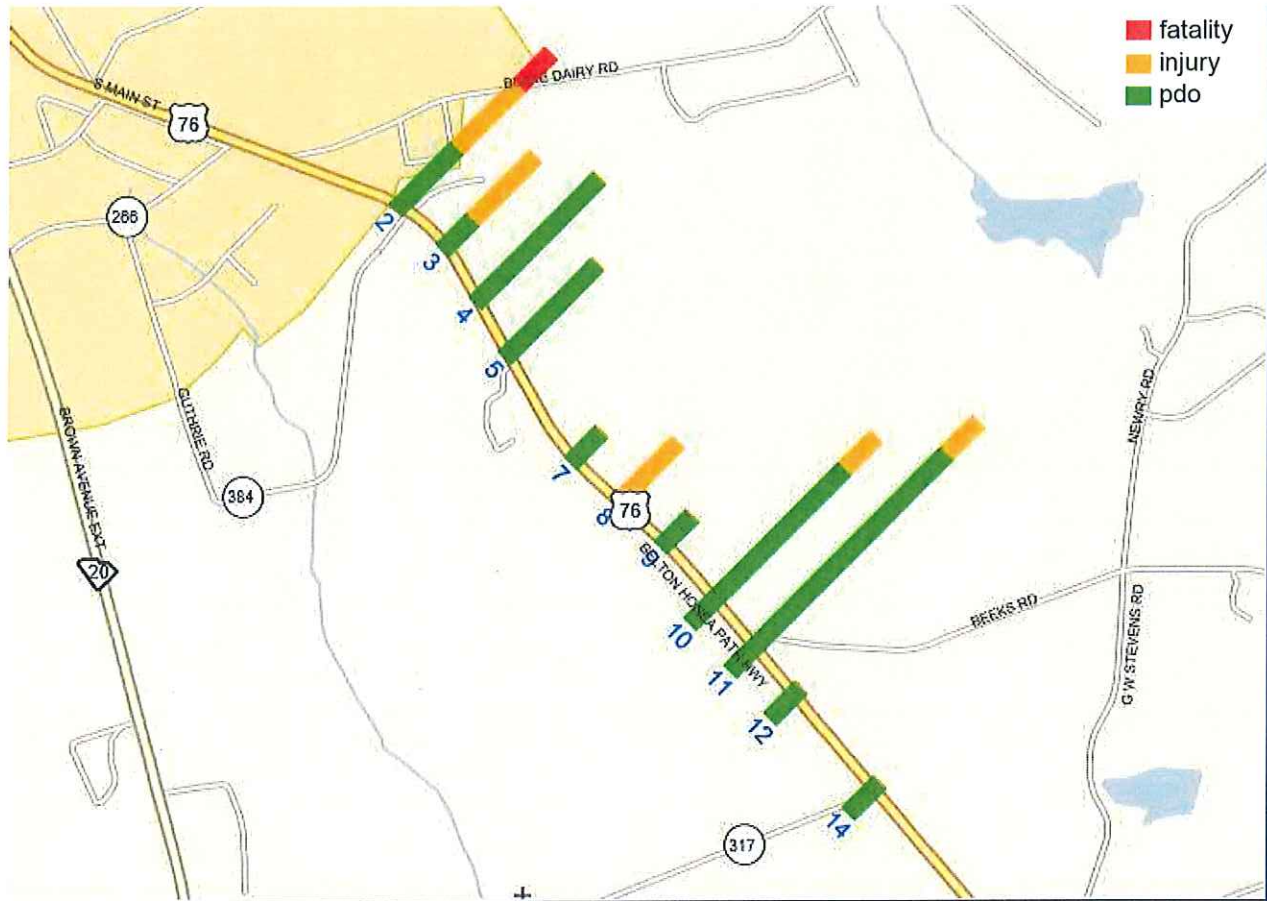
US 76 (BELTON HONEA PATH HWY) from MPT 26.800 to MPT 28.300

ANDERSON COUNTY

01/01/2010 - 09/30/2019 (9.7 years)

Length = 1.500 miles AADT = 6,400

Functional Class = Rural -- Principal Arterial - Other



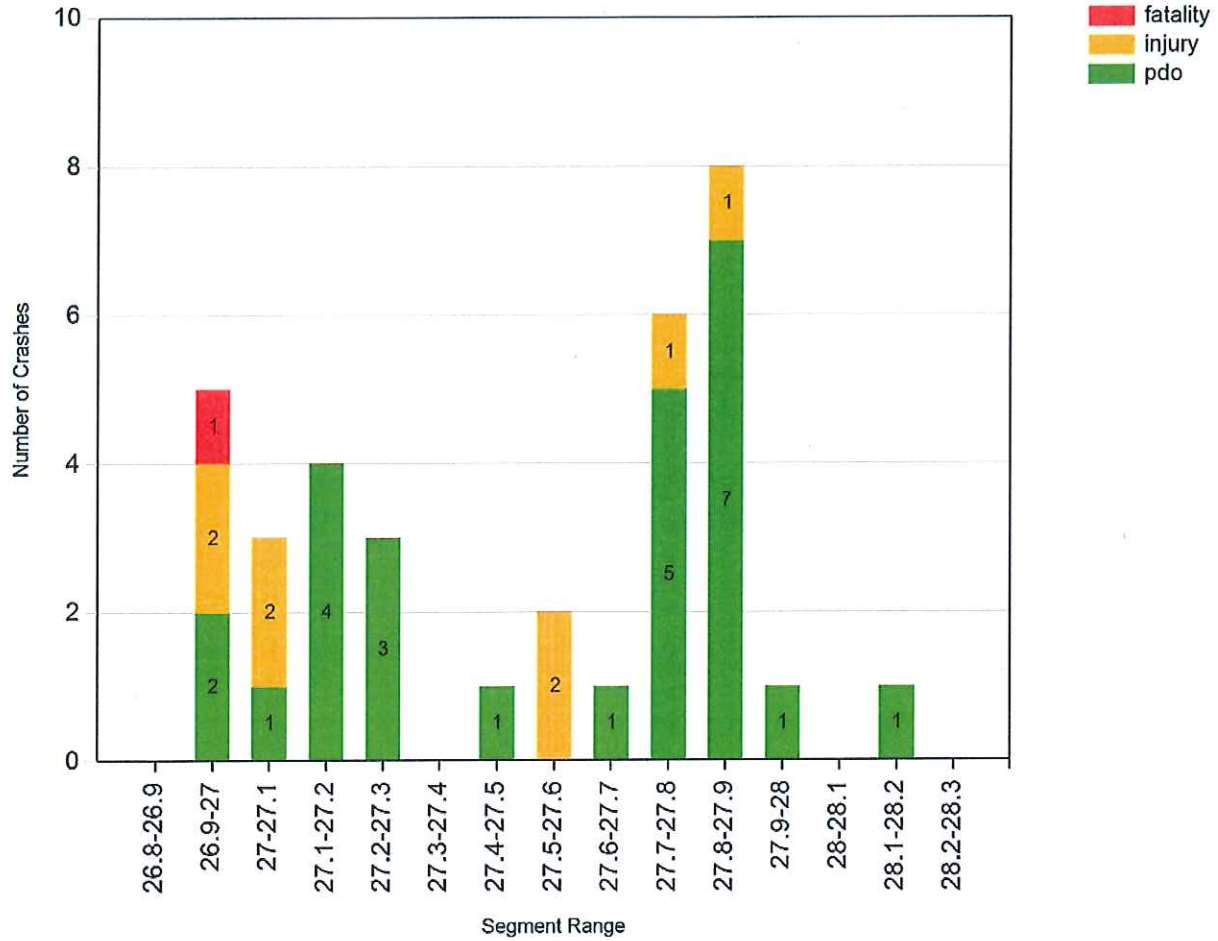
US 76 (BELTON HONEA PATH HWY) from MPT 26.800 to MPT 28.300

ANDERSON COUNTY

01/01/2010 - 09/30/2019 (9.7 years)

Length = 1.500 miles AADT = 6,400

Functional Class = Rural -- Principal Arterial - Other



**US 76 (BELTON HONEA PATH HWY) from MPT 26.800 to MPT 28.300**

**ANDERSON COUNTY**

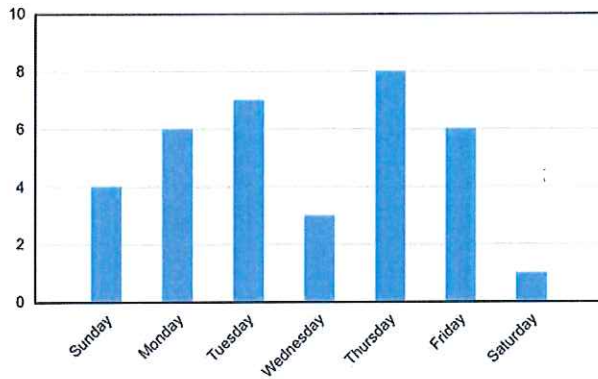
01/01/2010 - 09/30/2019 (9.7 years)

Length = 1.500 miles AADT = 6,400

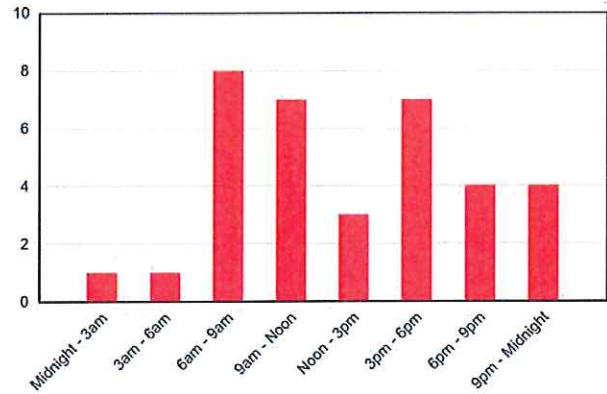
Functional Class = Rural -- Principal Arterial - Other

Year	2010	2011	2012	2013	2014	2015	2016	2017	2018	2019	Total
Rear End	1	1	3	3	3	2	3	1	1	1	19
Angle	0	0	0	0	0	0	1	0	0	0	1
Sideswipe	0	0	0	0	1	1	0	0	0	0	2
Head On	0	0	0	0	0	0	0	0	0	0	0
Run Off Road	1	0	1	3	1	0	0	1	1	2	10
Animal	0	0	0	0	0	0	1	1	0	0	2
Bicycle	0	0	0	0	1	0	0	0	0	0	1
Pedestrian	0	0	0	0	0	0	0	0	0	0	0
Other	0	0	0	0	0	0	0	0	0	0	0
	2	1	4	6	6	3	5	3	2	3	35

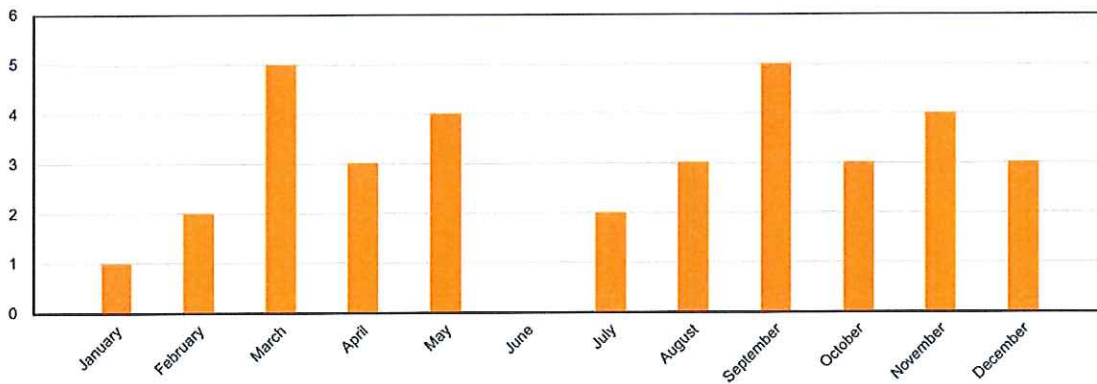
**Day of the Week**



**Time of Day**



**Month of the Year**



## Section Crashes

### MPT 26.900 to 27.000 ( Stack #2 )

Total Crashes: 5 Light: 4 Dark: 1 Dry: 3 Wet: 2 Fatalities: 1 Injuries: 2 PDO: 2

1	12506191	26.964	INJ1	DAY	DRY	MOTOR VEHICLE (STOPPED)	REAR END
2	12570405	26.930	INJ4	DARK	DRY	OVERTURN/ROLLOVER	NO COLLISION W/MV
3	13621426	26.972	INJ2	DAY	DRY	MOTOR VEHICLE (STOPPED)	REAR END
4	15643590	26.970	INJ0	DAY	WET	MOTOR VEHICLE (STOPPED)	REAR END
5	17548309	26.970	INJ0	DAY	WET	MOTOR VEHICLE (IN TRANSPORT)	REAR END

### MPT 27.000 to 27.100 ( Stack #3 )

Total Crashes: 3 Light: 2 Dark: 1 Dry: 3 Wet: 0 Fatalities: 0 Injuries: 2 PDO: 1

1	14515453	27.043	INJ1	DAY	DRY	MOTOR VEHICLE (IN TRANSPORT)	SIDESWIPE OPP
2	17645188	27.010	INJ0	DUSK	DRY	TREE	NO COLLISION W/MV
3	19542511	27.003	INJ3	DAY	DRY	EMBANKMENT	NO COLLISION W/MV

### MPT 27.100 to 27.200 ( Stack #4 )

Total Crashes: 4 Light: 2 Dark: 2 Dry: 2 Wet: 2 Fatalities: 0 Injuries: 0 PDO: 4

1	13532109	27.133	INJ0	DARK	WET	DITCH	NO COLLISION W/MV
2	16548451	27.197	INJ0	DAY	WET	MOTOR VEHICLE (PARKED)	ANGLE
3	18636883	27.112	INJ0	DAY	DRY	OVERTURN/ROLLOVER	NO COLLISION W/MV
4	19007642	27.160	INJ0	DARK	DRY	MOTOR VEHICLE (IN TRANSPORT)	REAR END

### MPT 27.200 to 27.300 ( Stack #5 )

Total Crashes: 3 Light: 2 Dark: 1 Dry: 1 Wet: 2 Fatalities: 0 Injuries: 0 PDO: 3

1	12570041	27.202	INJ0	DARK	DRY	MOTOR VEHICLE (STOPPED)	REAR END
2	13613526	27.222	INJ0	DAY	WET	CULVERT	NO COLLISION W/MV
3	18543231	27.262	INJ0	DAY	WET	MOTOR VEHICLE (STOPPED)	REAR END

### MPT 27.400 to 27.500 ( Stack #7 )

Total Crashes: 1 Light: 1 Dark: 0 Dry: 0 Wet: 1 Fatalities: 0 Injuries: 0 PDO: 1

1	14627848	27.462	INJ0	DAY	WET	EMBANKMENT	NO COLLISION W/MV
---	----------	--------	------	-----	-----	------------	-------------------

### MPT 27.500 to 27.600 ( Stack #8 )

Total Crashes: 2 Light: 1 Dark: 1 Dry: 2 Wet: 0 Fatalities: 0 Injuries: 2 PDO: 0

1	10084177	27.554	INJ3	DAY	DRY	OVERTURN/ROLLOVER	NO COLLISION W/MV
2	14568783	27.540	INJ2	DARK	DRY	PEDALCYCLE	NO COLLISION W/MV

## Section Crashes

### MPT 27.600 to 27.700 ( Stack #9 )

Total Crashes: 1 Light: 0 Dark: 1 Dry: 1 Wet: 0 Fatalities: 0 Injuries: 0 PDO: 1

1 16593795 27.627 INJ0 DARK DRY ANIMAL (DEER ONLY) NO COLLISION W/MV

### MPT 27.700 to 27.800 ( Stack #10 )

Total Crashes: 6 Light: 3 Dark: 3 Dry: 5 Wet: 1 Fatalities: 0 Injuries: 1 PDO: 5

1 10034851 27.799 INJ0 DAY DRY MOTOR VEHICLE (IN TRANSPORT) REAR END  
2 12566321 27.704 INJ0 DAY DRY MOTOR VEHICLE (IN TRANSPORT) REAR END  
3 13502249 27.736 INJ0 DARK WET DITCH NO COLLISION W/MV  
4 13608168 27.793 INJ1 DARK DRY MOTOR VEHICLE (STOPPED) REAR END  
5 16646638 27.735 INJ0 DAY DRY MOTOR VEHICLE (IN TRANSPORT) REAR END  
6 19513184 27.760 INJ0 DUSK DRY OTHER (WALL, BUILDING, TUNNEL, ETC) NO COLLISION W/MV

### MPT 27.800 to 27.900 ( Stack #11 )

Total Crashes: 8 Light: 8 Dark: 0 Dry: 7 Wet: 1 Fatalities: 0 Injuries: 1 PDO: 7

1 11579708 27.811 INJ0 DAY DRY MOTOR VEHICLE (STOPPED) REAR END  
2 13515834 27.813 INJ0 DAY DRY MOTOR VEHICLE (STOPPED) REAR END  
3 14523422 27.833 INJ0 DAY DRY MOTOR VEHICLE (STOPPED) REAR END  
4 14550154 27.823 INJ1 DAY DRY MOTOR VEHICLE (STOPPED) REAR END  
5 14550489 27.802 INJ0 DAY WET MOTOR VEHICLE (STOPPED) REAR END  
6 15532446 27.826 INJ0 DAY DRY MOTOR VEHICLE (IN TRANSPORT) REAR END  
7 15594536 27.835 INJ0 DAY DRY SEPARATION OF UNITS SIDESWIPE SAME  
8 16601224 27.803 INJ0 DAY DRY MOTOR VEHICLE (IN TRANSPORT) REAR END

### MPT 27.900 to 28.000 ( Stack #12 )

Total Crashes: 1 Light: 0 Dark: 1 Dry: 1 Wet: 0 Fatalities: 0 Injuries: 0 PDO: 1

1 17635000 27.922 INJ0 DARK DRY ANIMAL (DEER ONLY) NO COLLISION W/MV

### MPT 28.100 to 28.200 ( Stack #14 )

Total Crashes: 1 Light: 1 Dark: 0 Dry: 1 Wet: 0 Fatalities: 0 Injuries: 0 PDO: 1

1 16602664 28.183 INJ0 DAY DRY MOTOR VEHICLE (IN TRANSPORT) REAR END