

DDEC® Reports - Trip Activity

File Name: 021722123456AA.XTR
 Print Date: 2/17/2022 3:23 PM

Trip: 09/19/11 11:23:53 To 01/06/30 (EST)
 Vehicle ID: BIG SPRING
 Driver ID:
 Odometer: 105554.3 mi
 Engine S/N: 06R0833798

Trip Distance	105554.3 mi	Trip Time	4118:44:24
Trip Fuel	20673.00 gal	Fuel Consumption	5.02 gal/h
Fuel Economy	5.11 mpg	Idle Time	2216:03:36
Avg Drive Load	44 %	Idle Percent	53.80 %
Avg Vehicle Speed	55.5 mph	Idle Fuel	3865.50 gal

Driving

Time 1902:40:48
 Percent 46.20 %
 Fuel 16807.50 gal
 Economy 6.28 mpg

VSG (PTO)

Total Time 1297:54:37
 Percent 31.51 %
 Total Fuel 2551.63 gal

Vehicle Speed Limiting

Time 154:20:44
 Percent 8.11 %
 Distance 10910.8 mi
 Fuel 1509.75 gal

Stop Idle

Time 2003:48:27
 Percent 48.65 %
 Fuel 3429.38 gal

Top Gear

Time 1280:23:23
 Percent 67.29 %
 Distance 88106.6 mi
 Fuel 13003.00 gal

Over Rev Limit

1800 rpm
 Count 23508
 Time 52:55:58
 Percent 1.29 %

Top Gear - 1

Time 78:11:28
 Percent 4.11 %
 Distance 2916.9 mi
 Fuel 549.25 gal

Highest RPM

2324 rpm
 Occurred 12/27/11 6:27:17 (EST)

Cruise

Time 483:26:50
 Percent 25.41 %
 Distance 34815.4 mi
 Fuel 5420.63 gal

Diag. Records

611
Hard Brake Count 78
Brake Count 96088
Eng. Brake Time 13:36:39

Top Gear Cruise

Time 474:21:19
 Percent 24.93 %
 Distance 34230.5 mi
 Fuel 5262.38 gal

Optimized Idle Time

Active 0:00:00
 Run 0:00:00
 Battery 0:00:00
 Engine Temp. 0:00:00
 Thermostat 0:00:00
 Extended Idle 0:00:00
 Continuous 0:00:00

Speeding A(>=66 and <71 mph)

Count 21289
 Time 548:31:59
 Percent 28.83 %

Optimized Idle Battery Charging Starts

Normal Count 0
 Alternate Count 0
 Continuous Run 0

Speeding B(>=71 mph)

Count 11127
 Time 376:09:13
 Percent 19.77 %

Fan On Time

Total Time 1380:02:08
 Engine System 1380:02:08
 Manual 0:00:00
 A/C 0:00:00

Highest Speed

86.5 mph
 Occurred -

Engine Utilization

2.57 %

Coasting Time

0:14:49

Coasting Percent

0.01 %

Vehicle Utilization

1.19 %

DDEC® Reports - Monthly Activity

Print Date: 2/17/2022 3:23 PM

Partial Month: February, 2016 (EST)
 Vehicle ID: BIG SPRING
 Driver ID:
 Odometer: 105554.3 mi
 Engine S/N: 06R0833798

Trip Distance	688.8 mi	Trip Time	18:47:51
Trip Fuel	116.88 gal	Fuel Consumption	6.22 gal/h
Fuel Economy	5.89 mpg	Idle Time	7:06:40
Avg Drive Load	44 %	Idle Percent	37.83 %
Avg Vehicle Speed	58.9 mph	Idle Fuel	11.75 gal

Driving

Time 11:41:11
 Percent 62.17 %
 Fuel 105.13 gal
 Economy 6.55 mpg

VSG (PTO)

Total Time 3:11:55
 Percent 17.02 %
 Total Fuel 6.75 gal

Vehicle Speed Limiting

Time 2:19:36
 Percent 19.91 %
 Distance 162.9 mi
 Fuel 23.25 gal

Stop Idle

Time 5:59:28
 Percent 31.87 %
 Fuel 9.75 gal

Top Gear

Time 8:51:47
 Percent 75.84 %
 Distance 599.5 mi
 Fuel 84.25 gal

Over Rev Limit 1800 rpm

Count 136
 Time 0:05:29
 Percent 0.49 %

Top Gear - 1

Time 0:33:40
 Percent 4.80 %
 Distance 20.8 mi
 Fuel 3.88 gal

Highest RPM 2070 rpm

Occurred 02/04/16 16:06:34 (EST)

Cruise

Time 3:37:59
 Percent 31.09 %
 Distance 252.7 mi
 Fuel 36.13 gal

Diag. Records 0

Hard Brake Count 1

Brake Count 461

Eng. Brake Time 0:00:00

Top Gear Cruise

Time 3:33:47
 Percent 30.49 %
 Distance 247.9 mi
 Fuel 34.75 gal

Optimized Idle Time

Active 0:00:00
 Run 0:00:00
 Battery 0:00:00
 Engine Temp. 0:00:00
 Thermostat 0:00:00
 Extended Idle 0:00:00
 Continuous 0:00:00

Optimized Idle Battery Charging Starts

Normal Count 0
 Alternate Count 0
 Continuous Run 0

Speeding A(>=66 and <71 mph)

Count 158
 Time 6:46:04
 Percent 57.91 %

Fan On Time

Total Time 8:28:53
 Engine System 8:28:53
 Manual 0:00:00
 A/C 0:00:00

Speeding B(>=71 mph)

Count 14
 Time 0:04:48
 Percent 0.68 %

Engine Utilization 2.80 %

Vehicle Utilization 1.74 %

Highest Speed 75.5 mph

Occurred 02/03/16 20:35:06 (EST)

Coasting Time 0:00:00

Coasting Percent 0.00 %

DDEC® Reports - Configuration

File Name: 021722123456AA.XTR
 Print Date: 2/17/2022 3:23 PM

Trip: 09/19/11 11:23:53 To 01/06/30 (EST)
 Vehicle ID: BIG SPRING
 Driver ID:
 Odometer: 105554.3 mi
 Engine S/N: 06R0833798

Trip Distance	105554.3 mi	Trip Time	4118:44:24
Trip Fuel	20673.00 gal	Fuel Consumption	5.02 gal/h
Fuel Economy	5.11 mpg	Idle Time	2216:03:36
Avg Drive Load	44 %	Idle Percent	53.80 %
Avg Vehicle Speed	55.5 mph	Idle Fuel	3865.50 gal

Hard Brake Limit	7.0 mph/s		
Stop Idle Limit	5 min		
Top Gear Limit	22 rpm/mph		
Top Gear-1 Limit	28 rpm/mph	Learned On:	09/19/2011 (EST)
ECM S/W	3.000		
ECM Type	DDEC V		
Config. Change	01/06/2030 (EST)		
Idle Method	VSS		
Idle-Load Limit	-		
Idle-RPM Limit	-		
Reset Lockout	No		
Fleet Time Zone	-5.0 h		
Maintenance Visual Reminder:			
Enable	No		
Percent	-		

Vehicle Speed Bands (mph)	10	20	30	40	50	55	60	66	71
Engine Speed Bands (rpm)	700	1000	1200	1300	1400	1500	1600	1700	1800
Percent Load Bands (%)	10	20	30	40	50	60	70	80	90

Trip Reset Status 4 Extracted but did not reset!

DDEC® Reports - Life-To-Date

File Name: 021722123456AA.XTR
 Print Date: 2/17/2022 3:23 PM

Trip: 09/19/11 11:23:53 To 01/06/30 (EST)
 Vehicle ID: BIG SPRING
 Driver ID:
 Odometer: 105554.3 mi
 Engine S/N: 06R0833798

Trip Distance	105554.3 mi	Trip Time	4118:44:24
Trip Fuel	20673.00 gal	Fuel Consumption	5.02 gal/h
Fuel Economy	5.11 mpg	Idle Time	2216:03:36
Avg Drive Load	44 %	Idle Percent	53.80 %
Avg Vehicle Speed	55.5 mph	Idle Fuel	3865.50 gal

Total Distance	105554.3 mi
Total Time	4118:44:24
Total Fuel	20673.00 gal
Overall Fuel Economy	5.11 mpg
Avg Vehicle Speed	25.63 mph
Idle Time	2216:03:36
Idle Percent	53.80 %
Idle Fuel	3865.50 gal
VSG(PTO) Total Time	1297:54:37
VSG(PTO) Percent	31.51 %
VSG(PTO) Total Fuel	2551.63 gal

Avg. Drive Load	44 %
Optimized Idle Time	
Active Time	0:00:00
Run Time	0:00:00
Optimized Idle Battery Charging Starts	
Normal Count	0
Alternate Count	0
Continuous Run	0
Fan On Time	
Total Time	1380:02:08
Engine System	1380:02:08
Manual	0:00:00
A/C	0:00:00

Cruise Percent	25.41 %
Cruise Time	483:26:50
Eng. Brake Time	13:36:39
Revolutions/mi	2609
Average RPM	1114

Peak Road Speed	86.5 mph
Occurred	-
Peak Engine RPM	2335 rpm
Occurred	12/27/11 06:27 (EST)

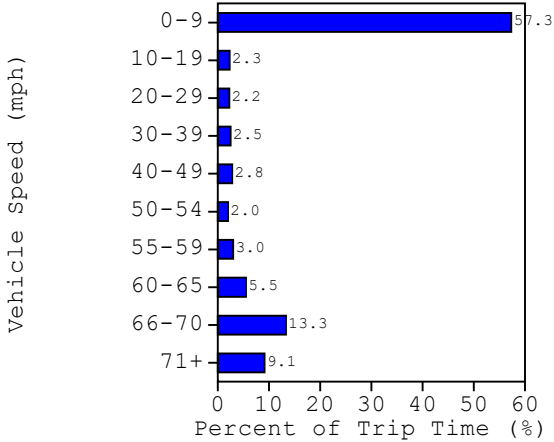
DDEC® Reports - Vehicle Speed/RPM

File Name: 021722123456AA.XTR
 Print Date: 2/17/2022 3:23 PM

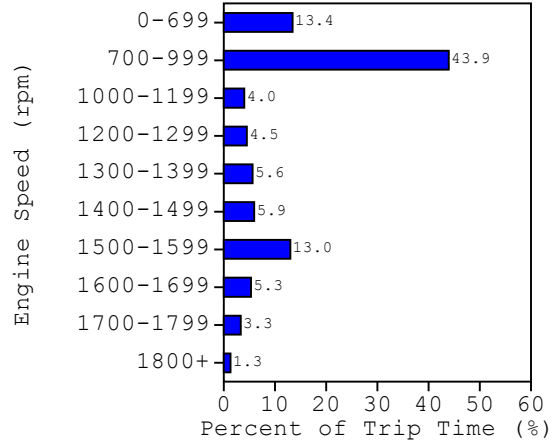
Trip: 09/19/11 11:23:53 To 01/06/30 (EST)
 Vehicle ID: BIG SPRING
 Driver ID:
 Odometer: 105554.3 mi
 Engine S/N: 06R0833798

Trip Distance	105554.3 mi	Trip Time	4118:44:24
Trip Fuel	20673.00 gal	Fuel Consumption	5.02 gal/h
Fuel Economy	5.11 mpg	Idle Time	2216:03:36
Avg Drive Load	44 %	Idle Percent	53.80 %
Avg Vehicle Speed	55.5 mph	Idle Fuel	3865.50 gal

Vehicle Speed Histogram



Engine Speed Histogram



Percent of Trip Time in Speed and RPM Table

Vehicle Speed (mph)

Engine RPM	0- 9	10-19	20-29	30-39	40-49	50-54	55-59	60-65	66-70	71+	Total
0- 699	12.9	0.4									13.4
700- 999	43.2	0.4	0.2	0.1							43.9
1000-1199	0.5	0.5	0.6	0.9	1.1	0.3					4.0
1200-1299	0.2	0.3	0.4	0.6	0.9	0.5	1.6				4.5
1300-1399	0.1	0.2	0.4	0.5		1.0	1.3	2.0			5.6
1400-1499	0.1	0.1	0.4		0.4	0.1	0.2	3.4	1.2		5.9
1500-1599		0.1	0.1	0.1	0.2				11.9	0.4	13.0
1600-1699		0.1		0.1	0.1			0.1		4.9	5.3
1700-1799		0.1							0.1	2.9	3.3
1800+	0.1	0.1	0.1						0.1	0.9	1.3
Total	57.3	2.3	2.2	2.5	2.8	2.0	3.0	5.5	13.3	9.1	
Brakes	32230	13823	10189	8833	8506	4741	5360	5851	4170	2385	96088
Hard Brakes			9	18	23	12	9	3	1	3	78
Firm Brakes											

Note: This table contains values <0.005 percent of trip time

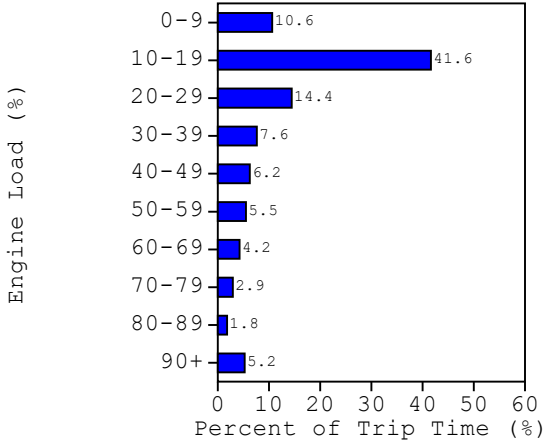
DDEC® Reports - Engine Load/RPM

File Name: 021722123456AA.XTR
 Print Date: 2/17/2022 3:23 PM

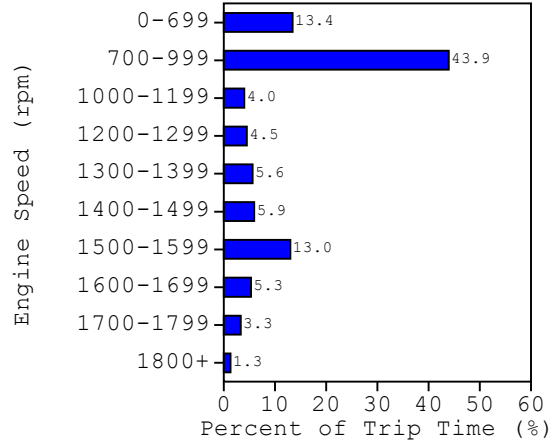
Trip: 09/19/11 11:23:53 To 01/06/30 (EST)
 Vehicle ID: BIG SPRING
 Driver ID:
 Odometer: 105554.3 mi
 Engine S/N: 06R0833798

Trip Distance	105554.3 mi	Trip Time	4118:44:24
Trip Fuel	20673.00 gal	Fuel Consumption	5.02 gal/h
Fuel Economy	5.11 mpg	Idle Time	2216:03:36
Avg Drive Load	44 %	Idle Percent	53.80 %
Avg Vehicle Speed	55.5 mph	Idle Fuel	3865.50 gal

Engine Load Histogram



Engine Speed Histogram



Percent of Trip Time in Load and RPM Table

Engine Load (%)

Engine RPM	0- 9	10-19	20-29	30-39	40-49	50-59	60-69	70-79	80-89	90-100	Total
0- 699		5.0	5.4	2.1	0.7	0.1					13.4
700- 999	3.6	32.8	5.3	1.5	0.5						43.9
1000-1199	1.7	0.5	0.5	0.3	0.3	0.2	0.1	0.1	0.1	0.1	4.0
1200-1299	1.2	0.6	0.4	0.4	0.4	0.3	0.3	0.2	0.2	0.4	4.5
1300-1399	1.1	0.7	0.5	0.5	0.5	0.5	0.4	0.3	0.2	0.9	5.6
1400-1499	0.9	0.7	0.6	0.6	0.7	0.6	0.4	0.3	0.2	0.9	5.9
1500-1599	1.4	1.0	1.2	1.5	1.9	2.0	1.4	0.9	0.5	1.2	13.0
1600-1699	0.4	0.2	0.3	0.4	0.7	1.0	0.8	0.5	0.3	0.7	5.3
1700-1799	0.2	0.1	0.2	0.2	0.3	0.6	0.6	0.4	0.2	0.5	3.3
1800+	0.1	0.1	0.1		0.1	0.1	0.2	0.1	0.1	0.4	1.3
Total	10.6	41.6	14.4	7.6	6.2	5.5	4.2	2.9	1.8	5.2	

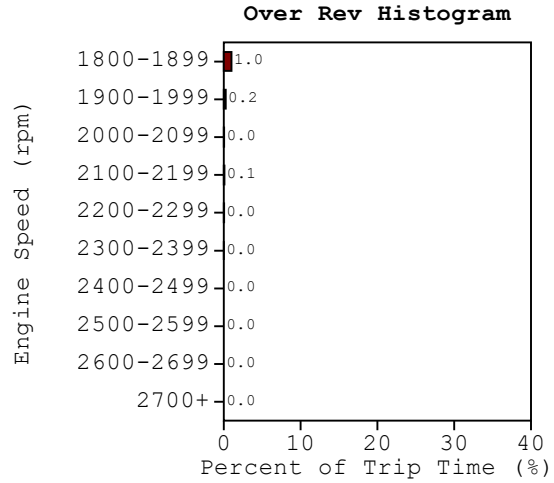
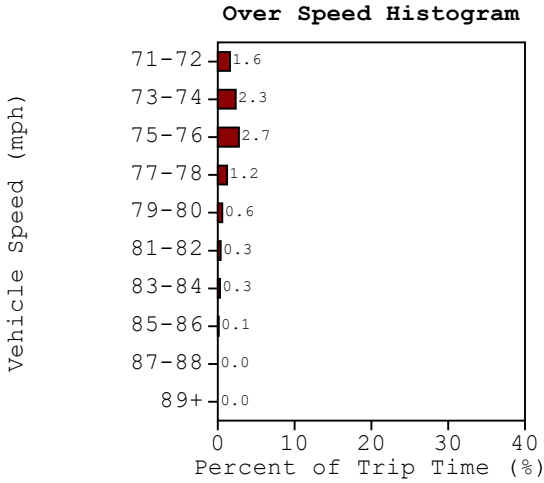
Note: This table contains values <0.005 percent of trip time

DDEC® Reports - Over Speed/Over Rev

File Name: 021722123456AA.XTR
 Print Date: 2/17/2022 3:23 PM

Trip: 09/19/11 11:23:53 To 01/06/30 (EST)
 Vehicle ID: BIG SPRING
 Driver ID:
 Odometer: 105554.3 mi
 Engine S/N: 06R0833798

Trip Distance	105554.3 mi	Trip Time	4118:44:24
Trip Fuel	20673.00 gal	Fuel Consumption	5.02 gal/h
Fuel Economy	5.11 mpg	Idle Time	2216:03:36
Avg Drive Load	44 %	Idle Percent	53.80 %
Avg Vehicle Speed	55.5 mph	Idle Fuel	3865.50 gal



Percent of Trip Time in Over Speed and Over Rev Bands

Vehicle Speed Table Does Not Exist For 021722123456AA.XTR
 (Table Data Does Not Exist)

Engine Speed(rpm)

1800 1899	1900 1999	2000 2099	2100 2199	2200 2299	2300 2399	2400 2499	2500 2599	2600 2699	2700+
0.98	0.23	0.03	0.05	<0.005	<0.005				

DDEC® Reports - Daily Engine Usage

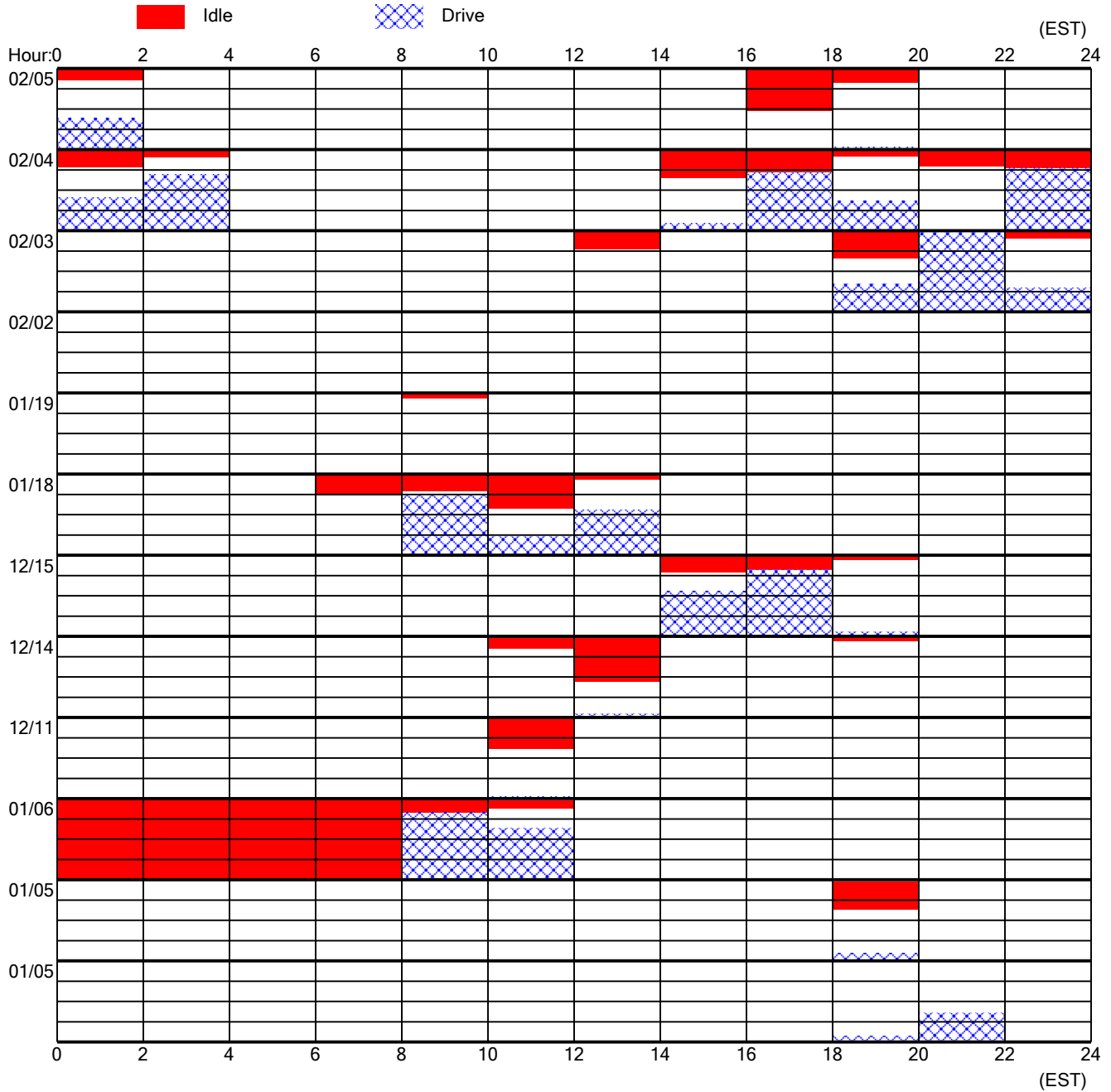
Print Date: 2/17/2022 3:23 PM

Date Range: 02/05/16 To 01/05/30 (EST)

Vehicle ID: BIG SPRING

Driver ID:

Engine S/N: 06R0833798



DDEC® Reports - Daily Engine Usage

Print Date: 2/17/2022 3:23 PM

Date Range: 02/05/16 To 01/05/30 (EST)

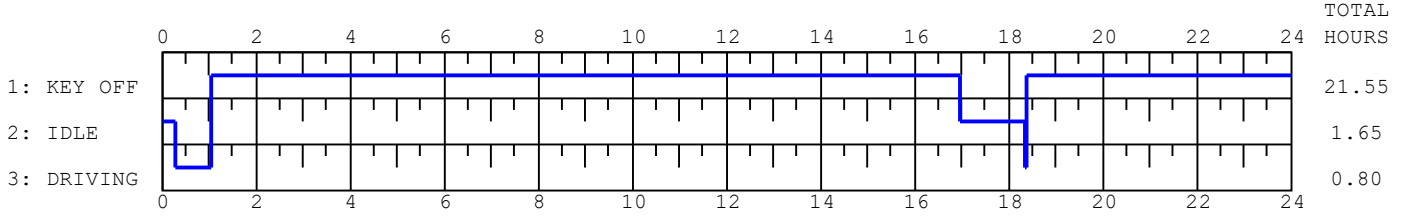
Vehicle ID: BIG SPRING

Driver ID:

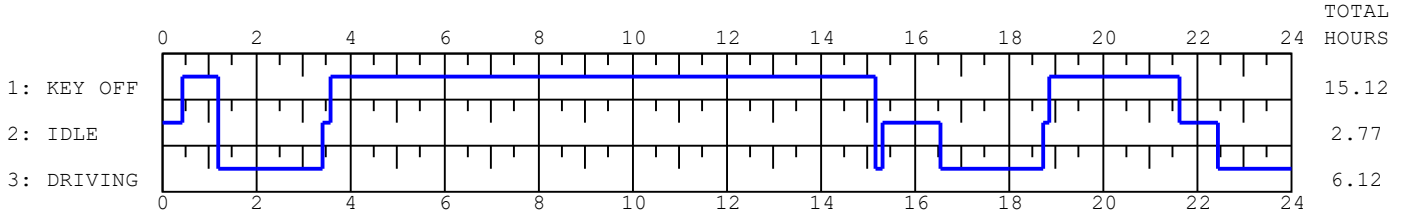
Engine S/N:

06R0833798

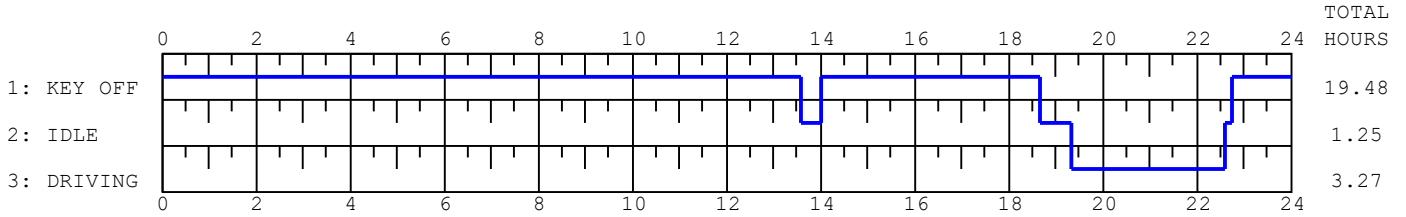
(2/5/2016)



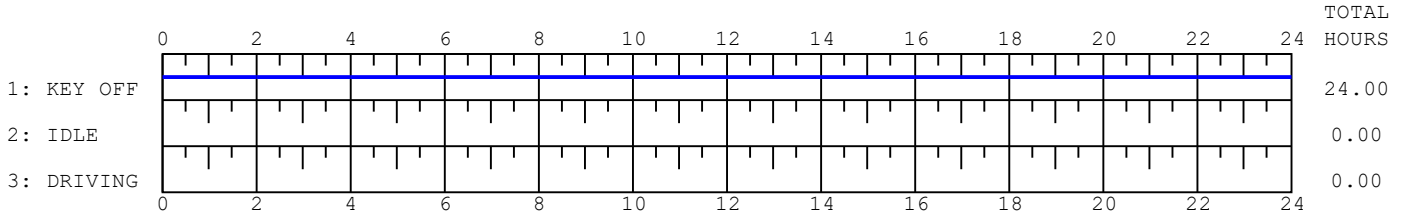
(2/4/2016)



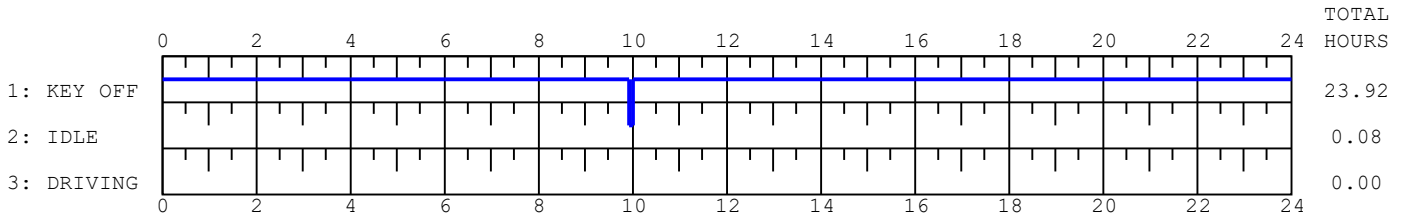
(2/3/2016)



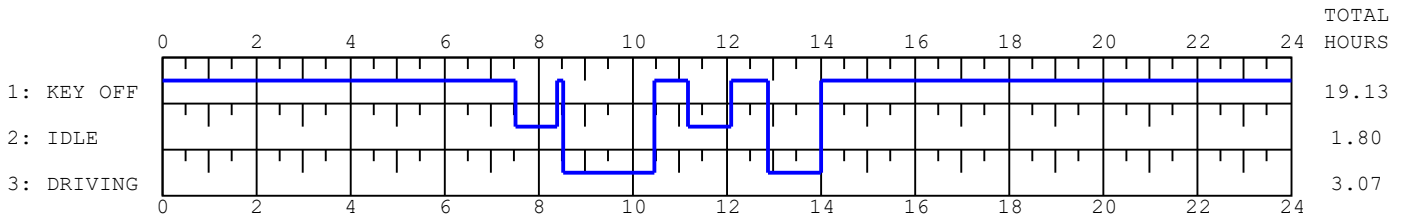
(2/2/2016)



(1/19/2016)



(1/18/2016)



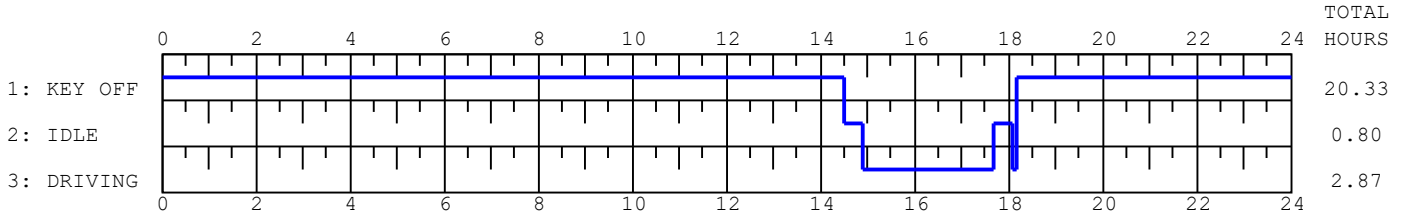
DDEC® Reports - Daily Engine Usage

Print Date: 2/17/2022 3:23 PM

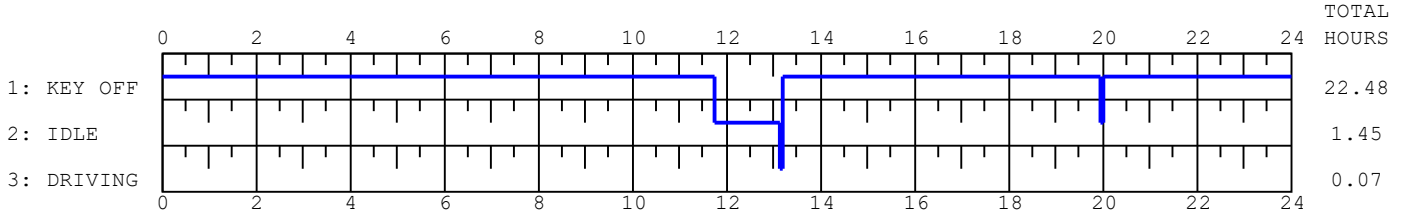
Date Range: 02/05/16 To 01/05/30 (EST)

Vehicle ID: BIG SPRING
Driver ID:
Engine S/N: 06R0833798

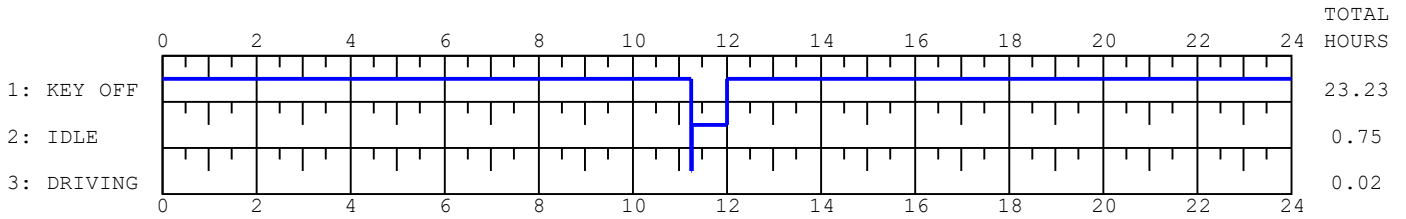
(12/15/2015)



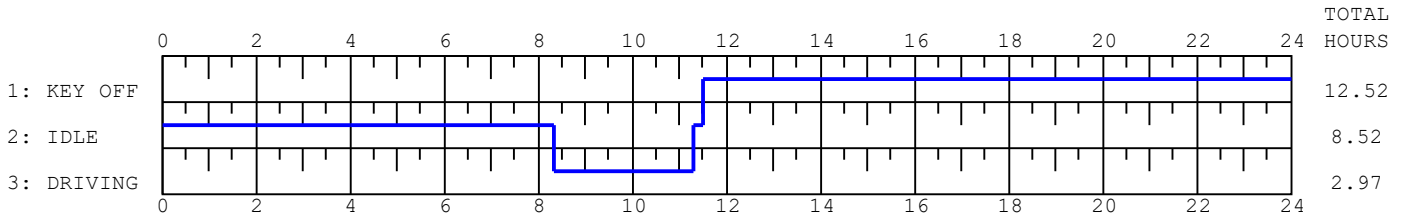
(12/14/2015)



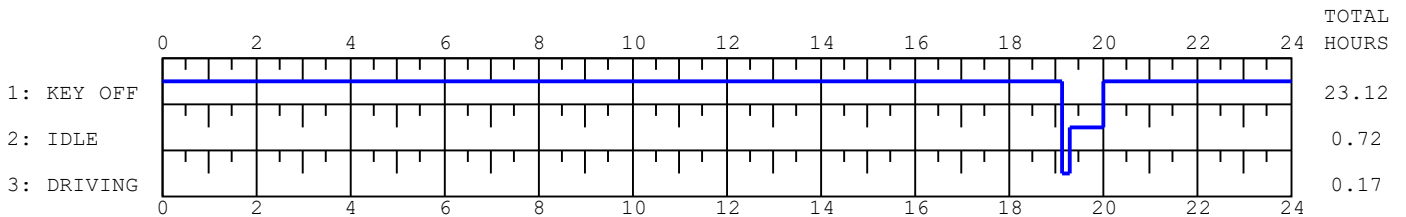
(12/11/2015)



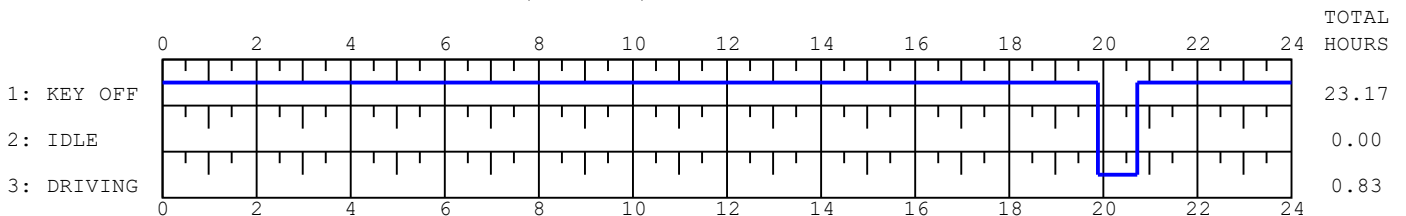
(1/6/2030)



(1/5/2030)



(1/5/2030)



DDEC® Reports - Daily Engine Usage

Print Date: 2/17/2022 3:23 PM

Date Range: 02/05/16 To 01/05/30 (EST)

-
, -
() -

Vehicle ID: BIG SPRING
Driver ID:
Engine S/N: 06R0833798

Date:	2/5/2016
Start Time:	00:00:00 EST
Odometer:	57208.00 mi
Distance:	34.60 mi
Fuel:	8.75 gal
Fuel Economy:	3.95 mpg
Average Speed:	43.25 mph

Total (hh:mm)	00:48	01:39	21:33
Hour (EST)	Drive (min)	Idle (min)	Off (min)
00:00-02:00	46	16	58
02:00-04:00	0	0	120
04:00-06:00	0	0	120
06:00-08:00	0	0	120
08:00-10:00	0	0	120
10:00-12:00	0	0	120
12:00-14:00	0	0	120
14:00-16:00	0	0	120
16:00-18:00	0	63	57
18:00-20:00	2	20	98
20:00-22:00	0	0	120
22:00-24:00	0	0	120

Date:	2/4/2016
Start Time:	00:46:07 EST
Odometer:	56839.50 mi
Distance:	368.50 mi
Fuel:	59.00 gal
Fuel Economy:	6.25 mpg
Average Speed:	60.25 mph

Total (hh:mm)	06:07	02:46	15:07
Hour (EST)	Drive (min)	Idle (min)	Off (min)
00:00-02:00	49	25	46
02:00-04:00	84	10	26
04:00-06:00	0	0	120
06:00-08:00	0	0	120
08:00-10:00	0	0	120
10:00-12:00	0	0	120
12:00-14:00	0	0	120
14:00-16:00	9	42	69
16:00-18:00	88	32	0
18:00-20:00	43	8	69
20:00-22:00	0	23	97
22:00-24:00	94	26	0

Date:	2/3/2016
Start Time:	12:04:12 EST
Odometer:	56640.50 mi
Distance:	198.90 mi
Fuel:	33.00 gal
Fuel Economy:	6.03 mpg
Average Speed:	60.89 mph

Total (hh:mm)	03:16	01:15	19:29
Hour (EST)	Drive (min)	Idle (min)	Off (min)
00:00-02:00	0	0	120
02:00-04:00	0	0	120
04:00-06:00	0	0	120
06:00-08:00	0	0	120
08:00-10:00	0	0	120
10:00-12:00	0	0	120
12:00-14:00	0	26	94
14:00-16:00	0	0	120
16:00-18:00	0	0	120
18:00-20:00	41	40	39
20:00-22:00	120	0	0
22:00-24:00	35	9	76

DDEC® Reports - Daily Engine Usage

Print Date: 2/17/2022 3:23 PM

Date Range: 02/05/16 To 01/05/30 (EST)

-
, -
() -

Vehicle ID: BIG SPRING
Driver ID:
Engine S/N: 06R0833798

Date:	2/2/2016
Start Time:	08:01:02 EST
Odometer:	56640.50 mi
Distance:	0.00 mi
Fuel:	0.00 gal
Fuel Economy:	0.00 mpg
Average Speed:	0.00 mph

Total (hh:mm)	00:00	00:00	24:00
Hour (EST)	Drive (min)	Idle (min)	Off (min)
00:00-02:00	0	0	120
02:00-04:00	0	0	120
04:00-06:00	0	0	120
06:00-08:00	0	0	120
08:00-10:00	0	0	120
10:00-12:00	0	0	120
12:00-14:00	0	0	120
14:00-16:00	0	0	120
16:00-18:00	0	0	120
18:00-20:00	0	0	120
20:00-22:00	0	0	120
22:00-24:00	0	0	120

Date:	1/19/2016
Start Time:	08:47:24 EST
Odometer:	56640.50 mi
Distance:	0.00 mi
Fuel:	0.00 gal
Fuel Economy:	0.00 mpg
Average Speed:	0.00 mph

Total (hh:mm)	00:00	00:05	23:55
Hour (EST)	Drive (min)	Idle (min)	Off (min)
00:00-02:00	0	0	120
02:00-04:00	0	0	120
04:00-06:00	0	0	120
06:00-08:00	0	0	120
08:00-10:00	0	5	115
10:00-12:00	0	0	120
12:00-14:00	0	0	120
14:00-16:00	0	0	120
16:00-18:00	0	0	120
18:00-20:00	0	0	120
20:00-22:00	0	0	120
22:00-24:00	0	0	120

Date:	1/18/2016
Start Time:	06:46:04 EST
Odometer:	56473.20 mi
Distance:	167.40 mi
Fuel:	27.75 gal
Fuel Economy:	6.03 mpg
Average Speed:	54.59 mph

Total (hh:mm)	03:04	01:48	19:08
Hour (EST)	Drive (min)	Idle (min)	Off (min)
00:00-02:00	0	0	120
02:00-04:00	0	0	120
04:00-06:00	0	0	120
06:00-08:00	0	30	90
08:00-10:00	89	23	8
10:00-12:00	27	50	43
12:00-14:00	68	5	47
14:00-16:00	0	0	120
16:00-18:00	0	0	120
18:00-20:00	0	0	120
20:00-22:00	0	0	120
22:00-24:00	0	0	120

DDEC® Reports - Daily Engine Usage

Print Date: 2/17/2022 3:23 PM

Date Range: 02/05/16 To 01/05/30 (EST)

-
, -
() -

Vehicle ID: BIG SPRING
Driver ID:
Engine S/N: 06R0833798

Date:	12/15/2015
Start Time:	14:06:40 EST
Odometer:	56300.50 mi
Distance:	172.70 mi
Fuel:	25.75 gal
Fuel Economy:	6.71 mpg
Average Speed:	60.24 mph

Total (hh:mm)	02:52	00:48	20:20
Hour (EST)	Drive (min)	Idle (min)	Off (min)
00:00-02:00	0	0	120
02:00-04:00	0	0	120
04:00-06:00	0	0	120
06:00-08:00	0	0	120
08:00-10:00	0	0	120
10:00-12:00	0	0	120
12:00-14:00	0	0	120
14:00-16:00	67	24	29
16:00-18:00	100	20	0
18:00-20:00	5	4	111
20:00-22:00	0	0	120
22:00-24:00	0	0	120

Date:	12/14/2015
Start Time:	11:43:41 EST
Odometer:	56298.60 mi
Distance:	1.90 mi
Fuel:	3.25 gal
Fuel Economy:	0.58 mpg
Average Speed:	28.50 mph

Total (hh:mm)	00:04	01:27	22:29
Hour (EST)	Drive (min)	Idle (min)	Off (min)
00:00-02:00	0	0	120
02:00-04:00	0	0	120
04:00-06:00	0	0	120
06:00-08:00	0	0	120
08:00-10:00	0	0	120
10:00-12:00	0	16	104
12:00-14:00	4	67	49
14:00-16:00	0	0	120
16:00-18:00	0	0	120
18:00-20:00	0	4	116
20:00-22:00	0	0	120
22:00-24:00	0	0	120

Date:	12/11/2015
Start Time:	11:10:02 EST
Odometer:	56298.50 mi
Distance:	0.00 mi
Fuel:	1.25 gal
Fuel Economy:	0.00 mpg
Average Speed:	0.00 mph

Total (hh:mm)	00:01	00:45	23:14
Hour (EST)	Drive (min)	Idle (min)	Off (min)
00:00-02:00	0	0	120
02:00-04:00	0	0	120
04:00-06:00	0	0	120
06:00-08:00	0	0	120
08:00-10:00	0	0	120
10:00-12:00	1	45	74
12:00-14:00	0	0	120
14:00-16:00	0	0	120
16:00-18:00	0	0	120
18:00-20:00	0	0	120
20:00-22:00	0	0	120
22:00-24:00	0	0	120

DDEC® Reports - Daily Engine Usage

Print Date: 2/17/2022 3:23 PM

Date Range: 02/05/16 To 01/05/30 (EST)

-
, -
() -

Vehicle ID: BIG SPRING
Driver ID:
Engine S/N: 06R0833798

Date:	1/6/2030
Start Time:	00:00:00 EST
Odometer:	104089.70 mi
Distance:	181.10 mi
Fuel:	37.75 gal
Fuel Economy:	4.80 mpg
Average Speed:	61.04 mph

Total (hh:mm)	02:58	08:31	12:31
Hour (EST)	Drive (min)	Idle (min)	Off (min)
00:00-02:00	0	120	0
02:00-04:00	0	120	0
04:00-06:00	0	120	0
06:00-08:00	0	120	0
08:00-10:00	101	19	0
10:00-12:00	77	12	31
12:00-14:00	0	0	120
14:00-16:00	0	0	120
16:00-18:00	0	0	120
18:00-20:00	0	0	120
20:00-22:00	0	0	120
22:00-24:00	0	0	120

Date:	1/5/2030
Start Time:	19:00:00 EST
Odometer:	105489.80 mi
Distance:	5.80 mi
Fuel:	2.00 gal
Fuel Economy:	2.90 mpg
Average Speed:	34.80 mph

Total (hh:mm)	00:10	00:43	23:07
Hour (EST)	Drive (min)	Idle (min)	Off (min)
00:00-02:00	0	0	120
02:00-04:00	0	0	120
04:00-06:00	0	0	120
06:00-08:00	0	0	120
08:00-10:00	0	0	120
10:00-12:00	0	0	120
12:00-14:00	0	0	120
14:00-16:00	0	0	120
16:00-18:00	0	0	120
18:00-20:00	10	43	67
20:00-22:00	0	0	120
22:00-24:00	0	0	120

Date:	1/5/2030
Start Time:	19:52:58 EST
Odometer:	105495.60 mi
Distance:	57.00 mi
Fuel:	9.00 gal
Fuel Economy:	6.33 mpg
Average Speed:	68.40 mph

Total (hh:mm)	00:50	00:00	23:10
Hour (EST)	Drive (min)	Idle (min)	Off (min)
00:00-02:00	0	0	120
02:00-04:00	0	0	120
04:00-06:00	0	0	120
06:00-08:00	0	0	120
08:00-10:00	0	0	120
10:00-12:00	0	0	120
12:00-14:00	0	0	120
14:00-16:00	0	0	120
16:00-18:00	0	0	120
18:00-20:00	7	0	113
20:00-22:00	43	0	77
22:00-24:00	0	0	120

DDEC® Reports - Hard Brake

#1

Print Date: 2/17/2022 3:23 PM

Trip: 09/19/11 11:23:53 To 01/06/30 (EST)

Vehicle ID: BIG SPRING

Driver ID:

Odometer: 105554.3 mi

Engine S/N: 06R0833798

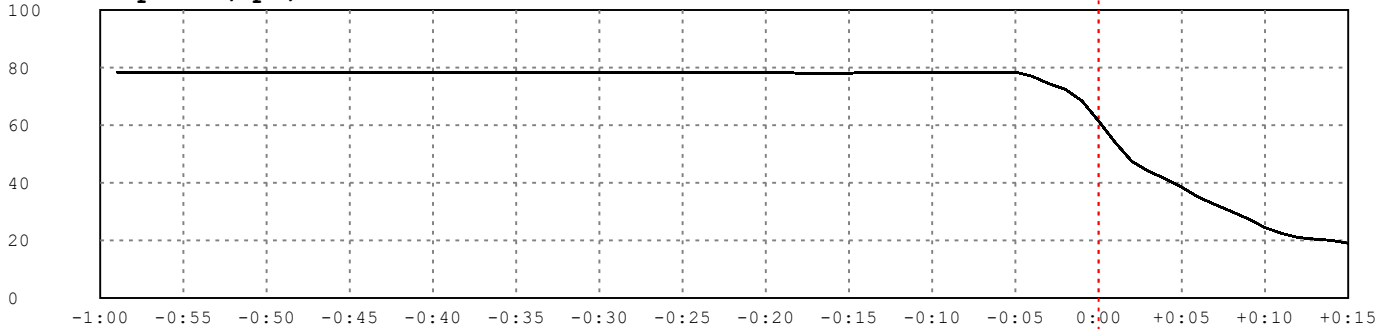
Trip Distance 105554.3 mi
Trip Fuel 20673.00 gal
Fuel Economy 5.11 mpg
Avg Drive Load 44 %
Avg Vehicle Speed 55.5 mph

Trip Time 4118:44:24
Fuel Consumption 5.02 gal/h
Idle Time 2216:03:36
Idle Percent 53.80 %
Idle Fuel 3865.50 gal

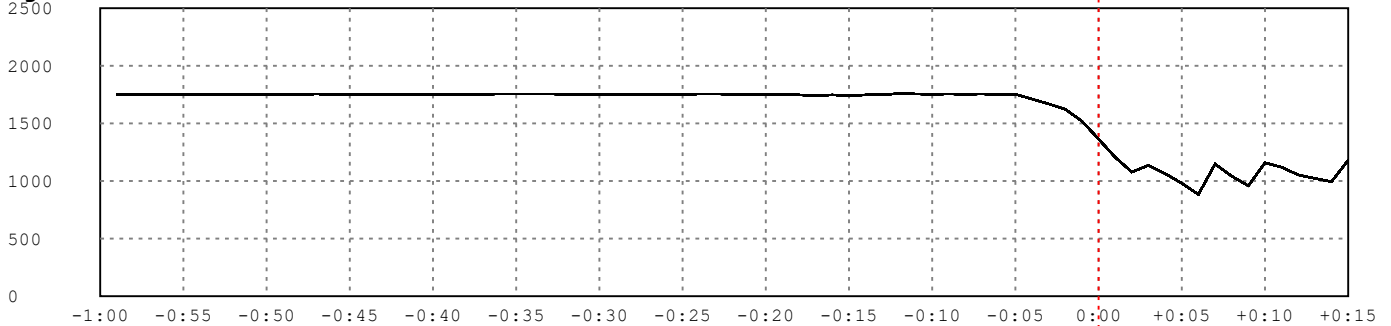
Incident Time: 12/14/10 23:06:11 (EST)

Incident Odometer: 90591.4 mi

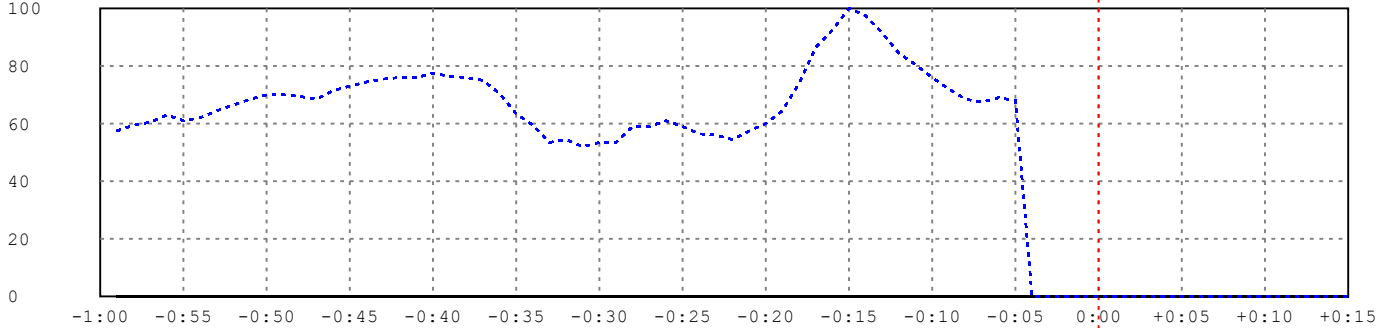
Vehicle Speed (mph)



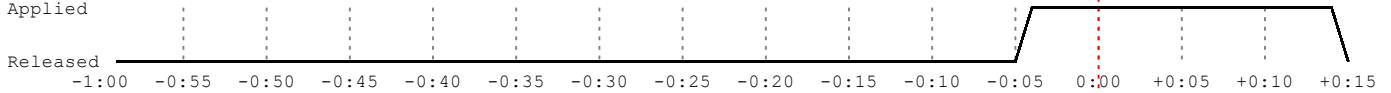
Engine RPM



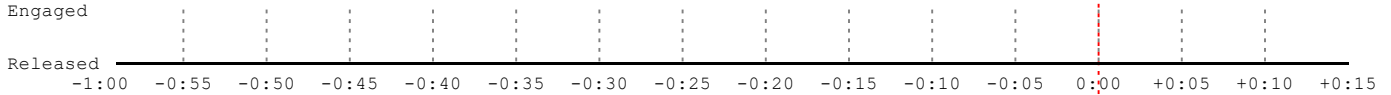
Percent



Brake



Clutch



DDEC® Reports - Hard Brake

#1

Print Date: 2/17/2022 3:23 PM

Trip: 09/19/11 11:23:53 To 01/06/30 (EST)

Vehicle ID: BIG SPRING

Driver ID:

Odometer: 105554.3 mi

Engine S/N: 06R0833798

Trip Distance	105554.3 mi	Trip Time	4118:44:24
Trip Fuel	20673.00 gal	Fuel Consumption	5.02 gal/h
Fuel Economy	5.11 mpg	Idle Time	2216:03:36
Avg Drive Load	44 %	Idle Percent	53.80 %
Avg Vehicle Speed	55.5 mph	Idle Fuel	3865.50 gal

Incident Time: 12/14/2010 11:06:11 PM (EST) Incident Odometer: 90591.4 mi

Time	Vehicle Speed (mph)	Engine Speed (rpm)	Brake	Clutch	Engine Load (%)	Throttle (%)	Cruise	Diag. Code
-0:59	78.5	1755	No	No	57.50	0.00	Yes	No
-0:58	78.5	1751	No	No	59.50	0.00	Yes	No
-0:57	78.5	1750	No	No	60.50	0.00	Yes	No
-0:56	78.5	1752	No	No	63.00	0.00	Yes	No
-0:55	78.5	1752	No	No	61.00	0.00	Yes	No
-0:54	78.5	1751	No	No	62.00	0.00	Yes	No
-0:53	78.5	1751	No	No	64.50	0.00	Yes	No
-0:52	78.5	1749	No	No	66.50	0.00	Yes	No
-0:51	78.5	1753	No	No	68.50	0.00	Yes	No
-0:50	78.5	1750	No	No	70.00	0.00	Yes	No
-0:49	78.5	1751	No	No	70.00	0.00	Yes	No
-0:48	78.5	1752	No	No	69.50	0.00	Yes	No
-0:47	78.5	1756	No	No	68.50	0.00	Yes	No
-0:46	78.5	1753	No	No	71.50	0.00	Yes	No
-0:45	78.5	1751	No	No	73.00	0.00	Yes	No
-0:44	78.5	1750	No	No	74.50	0.00	Yes	No
-0:43	78.5	1749	No	No	75.50	0.00	Yes	No
-0:42	78.5	1755	No	No	76.00	0.00	Yes	No
-0:41	78.5	1754	No	No	76.00	0.00	Yes	No
-0:40	78.5	1750	No	No	77.50	0.00	Yes	No
-0:39	78.5	1751	No	No	76.50	0.00	Yes	No
-0:38	78.5	1751	No	No	76.00	0.00	Yes	No
-0:37	78.5	1755	No	No	75.00	0.00	Yes	No
-0:36	78.5	1757	No	No	70.50	0.00	Yes	No
-0:35	78.5	1756	No	No	63.50	0.00	Yes	No
-0:34	78.5	1756	No	No	59.50	0.00	Yes	No
-0:33	78.5	1756	No	No	53.50	0.00	Yes	No
-0:32	78.5	1755	No	No	54.50	0.00	Yes	No
-0:31	78.5	1754	No	No	52.00	0.00	Yes	No
-0:30	78.5	1754	No	No	53.50	0.00	Yes	No
-0:29	78.5	1755	No	No	53.50	0.00	Yes	No
-0:28	78.5	1752	No	No	59.00	0.00	Yes	No
-0:27	78.5	1752	No	No	59.00	0.00	Yes	No
-0:26	78.5	1748	No	No	61.00	0.00	Yes	No
-0:25	78.5	1752	No	No	59.00	0.00	Yes	No
-0:24	78.5	1756	No	No	56.50	0.00	Yes	No
-0:23	78.5	1756	No	No	56.00	0.00	Yes	No
-0:22	78.5	1755	No	No	54.50	0.00	Yes	No
-0:21	78.5	1751	No	No	57.50	0.00	Yes	No
-0:20	78.5	1752	No	No	60.00	0.00	Yes	No

DDEC® Reports - Hard Brake

#1

Print Date: 2/17/2022 3:23 PM

Trip: 09/19/11 11:23:53 To 01/06/30 (EST

Vehicle ID:

BIG SPRING

Driver ID:

Odometer:

105554.3 mi

Engine S/N:

06R0833798

Incident Time: 12/14/2010 11:06:11 PM (EST) Incident Odometer: 90591.4 mi

Time	Vehicle Speed (mph)	Engine Speed (rpm)	Brake	Clutch	Engine Load (%)	Throttle (%)	Cruise	Diag. Code
-0:19	78.5	1754	No	No	64.50	0.00	Yes	No
-0:18	78.0	1748	No	No	74.00	0.00	Yes	No
-0:17	78.0	1744	No	No	86.50	0.00	Yes	No
-0:16	78.0	1748	No	No	92.50	0.00	Yes	No
-0:15	78.0	1744	No	No	100.00	0.00	Yes	No
-0:14	78.5	1748	No	No	97.50	0.00	Yes	No
-0:13	78.5	1753	No	No	91.50	0.00	Yes	No
-0:12	78.5	1758	No	No	84.50	0.00	Yes	No
-0:11	78.5	1757	No	No	80.50	0.00	Yes	No
-0:10	78.5	1754	No	No	76.00	0.00	Yes	No
-0:09	78.5	1758	No	No	72.00	0.00	Yes	No
-0:08	78.5	1755	No	No	68.50	0.00	Yes	No
-0:07	78.5	1756	No	No	67.50	0.00	Yes	No
-0:06	78.5	1752	No	No	69.00	0.00	Yes	No
-0:05	78.5	1753	No	No	68.00	0.00	Yes	No
-0:04	77.0	1713	Yes	No	0.00	0.00	No	No
-0:03	74.5	1670	Yes	No	0.00	0.00	No	No
-0:02	72.5	1624	Yes	No	0.00	0.00	No	No
-0:01	68.5	1520	Yes	No	0.00	0.00	No	No
0:00	61.5	1365	Yes	No	0.00	0.00	No	No
+0:01	54.0	1207	Yes	No	0.00	0.00	No	No
+0:02	47.5	1080	Yes	No	0.00	0.00	No	No
+0:03	44.0	1138	Yes	No	0.00	0.00	No	No
+0:04	41.5	1064	Yes	No	0.00	0.00	No	No
+0:05	38.5	981	Yes	No	0.00	0.00	No	No
+0:06	35.0	885	Yes	No	0.00	0.00	No	No
+0:07	32.5	1150	Yes	No	0.00	0.00	No	No
+0:08	30.0	1043	Yes	No	0.00	0.00	No	No
+0:09	27.5	960	Yes	No	0.00	0.00	No	No
+0:10	24.5	1160	Yes	No	0.00	0.00	No	No
+0:11	22.5	1120	Yes	No	0.00	0.00	No	No
+0:12	21.0	1055	Yes	No	0.00	0.00	No	No
+0:13	20.5	1024	Yes	No	0.00	0.00	No	No
+0:14	20.0	997	Yes	No	0.00	0.00	No	No
+0:15	19.0	1181	No	No	0.00	0.00	No	No

DDEC® Reports - Last Stop Record

Print Date: 2/17/2022 3:23 PM

Trip: 09/19/11 11:23:53 To 01/06/30 (EST)

Vehicle ID: BIG SPRING

Driver ID:

Odometer: 105554.3 mi

Engine S/N: 06R0833798

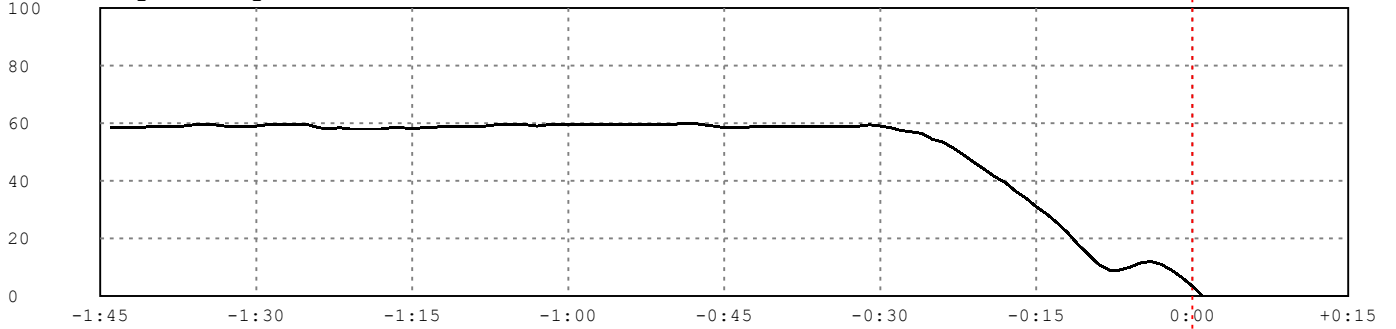
Trip Distance 105554.3 mi
 Trip Fuel 20673.00 gal
 Fuel Economy 5.11 mpg
 Avg Drive Load 44 %
 Avg Vehicle Speed 55.5 mph

Trip Time 4118:44:24
 Fuel Consumption 5.02 gal/h
 Idle Time 2216:03:36
 Idle Percent 53.80 %
 Idle Fuel 3865.50 gal

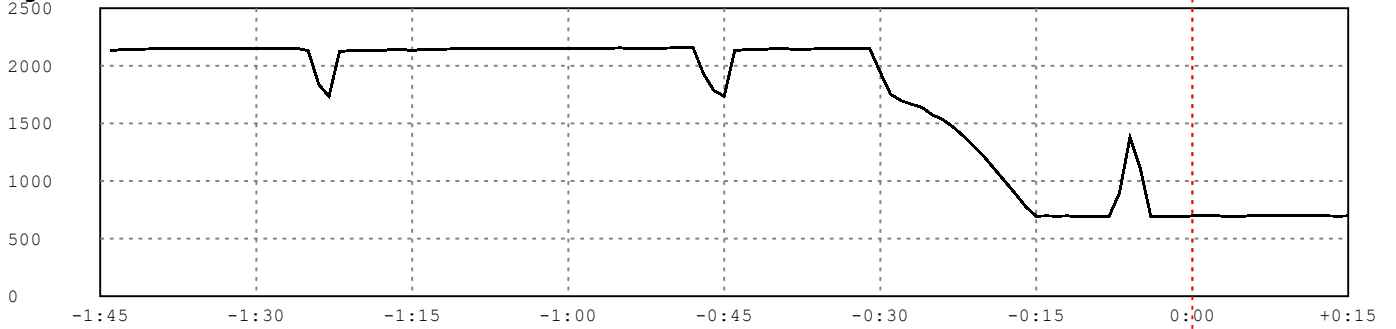
Last Stop Time: 01/05/30 19:52:33 (EST)

Last Stop Odometer: 105495.5 mi

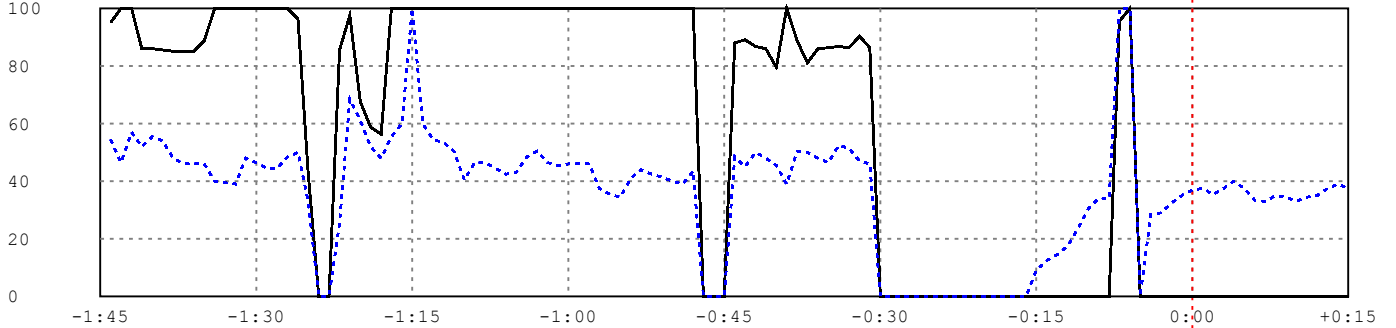
Vehicle Speed (mph)



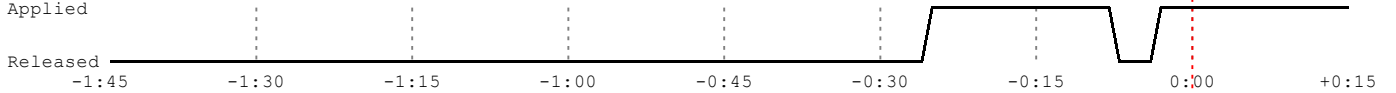
Engine RPM



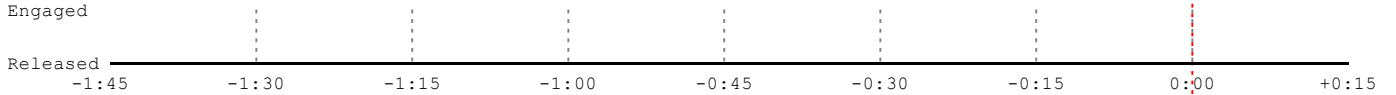
Percent



Brake



Clutch



DDEC® Reports - Last Stop Record

Print Date: 2/17/2022 3:23 PM

Trip: 09/19/11 11:23:53 To 01/06/30 (EST)

Vehicle ID: BIG SPRING

Driver ID:

Odometer: 105554.3 mi

Engine S/N: 06R0833798

Trip Distance	105554.3 mi	Trip Time	4118:44:24
Trip Fuel	20673.00 gal	Fuel Consumption	5.02 gal/h
Fuel Economy	5.11 mpg	Idle Time	2216:03:36
Avg Drive Load	44 %	Idle Percent	53.80 %
Avg Vehicle Speed	55.5 mph	Idle Fuel	3865.50 gal

Last Stop Time: 1/5/2030 7:52:33 PM (EST) Last Stop Odometer: 105495.5 mi

Time	Vehicle Speed (mph)	Engine Speed (rpm)	Brake	Clutch	Engine Load (%)	Throttle (%)	Cruise	Diag. Code
-1:44	58.5	2134	No	No	54.50	95.20	No	No
-1:43	58.5	2141	No	No	46.50	100.00	No	No
-1:42	58.5	2141	No	No	57.00	100.00	No	No
-1:41	58.5	2145	No	No	52.00	86.00	No	No
-1:40	59.0	2148	No	No	55.50	86.00	No	No
-1:39	59.0	2149	No	No	54.00	85.60	No	No
-1:38	59.0	2148	No	No	48.00	85.20	No	No
-1:37	59.0	2148	No	No	46.00	85.20	No	No
-1:36	59.5	2152	No	No	46.00	85.20	No	No
-1:35	59.5	2152	No	No	46.00	88.80	No	No
-1:34	59.5	2152	No	No	40.00	100.00	No	No
-1:33	59.0	2151	No	No	39.50	100.00	No	No
-1:32	59.0	2153	No	No	39.00	100.00	No	No
-1:31	59.0	2149	No	No	48.00	100.00	No	No
-1:30	59.0	2148	No	No	46.50	100.00	No	No
-1:29	59.5	2151	No	No	44.50	100.00	No	No
-1:28	59.5	2152	No	No	44.50	100.00	No	No
-1:27	59.5	2152	No	No	48.50	100.00	No	No
-1:26	59.5	2152	No	No	50.00	96.40	No	No
-1:25	59.5	2133	No	No	33.00	42.80	No	No
-1:24	58.5	1840	No	No	0.00	0.00	No	No
-1:23	58.0	1734	No	No	0.00	0.00	No	No
-1:22	58.5	2127	No	No	25.50	85.60	No	No
-1:21	58.0	2131	No	No	68.50	97.60	No	No
-1:20	58.0	2132	No	No	61.00	67.60	No	No
-1:19	58.0	2134	No	No	52.00	58.80	No	No
-1:18	58.0	2131	No	No	48.00	56.40	No	No
-1:17	58.5	2142	No	No	55.50	100.00	No	No
-1:16	58.5	2145	No	No	60.00	100.00	No	No
-1:15	58.0	2131	No	No	100.00	100.00	No	No
-1:14	58.5	2145	No	No	60.00	100.00	No	No
-1:13	58.5	2142	No	No	54.50	100.00	No	No
-1:12	59.0	2146	No	No	53.50	100.00	No	No
-1:11	59.0	2149	No	No	50.50	100.00	No	No
-1:10	59.0	2151	No	No	40.50	100.00	No	No
-1:09	59.0	2149	No	No	46.50	100.00	No	No
-1:08	59.0	2150	No	No	46.50	100.00	No	No
-1:07	59.5	2151	No	No	44.50	100.00	No	No
-1:06	59.5	2153	No	No	42.50	100.00	No	No
-1:05	59.5	2153	No	No	43.00	100.00	No	No

DDEC® Reports - Last Stop Record

Print Date: 2/17/2022 3:23 PM

Trip: 09/19/11 11:23:53 To 01/06/30 (EST)

Vehicle ID: BIG SPRING

Driver ID:

Odometer: 105554.3 mi

Engine S/N: 06R0833798

Last Stop Time: 1/5/2030 7:52:33 PM (EST) Last Stop Odometer: 105495.5 mi

Time	Vehicle Speed (mph)	Engine Speed (rpm)	Brake	Clutch	Engine Load (%)	Throttle (%)	Cruise	Diag. Code
-1:04	59.5	2153	No	No	48.50	100.00	No	No
-1:03	59.0	2152	No	No	50.50	100.00	No	No
-1:02	59.5	2149	No	No	46.50	100.00	No	No
-1:01	59.5	2149	No	No	45.50	100.00	No	No
-1:00	59.5	2148	No	No	46.00	100.00	No	No
-0:59	59.5	2151	No	No	46.00	100.00	No	No
-0:58	59.5	2151	No	No	46.00	100.00	No	No
-0:57	59.5	2153	No	No	37.50	100.00	No	No
-0:56	59.5	2155	No	No	35.50	100.00	No	No
-0:55	59.5	2156	No	No	34.50	100.00	No	No
-0:54	59.5	2153	No	No	41.00	100.00	No	No
-0:53	59.5	2152	No	No	44.00	100.00	No	No
-0:52	59.5	2152	No	No	42.50	100.00	No	No
-0:51	59.5	2155	No	No	41.50	100.00	No	No
-0:50	59.5	2156	No	No	40.00	100.00	No	No
-0:49	60.0	2157	No	No	39.00	100.00	No	No
-0:48	60.0	2157	No	No	43.50	100.00	No	No
-0:47	59.5	1934	No	No	0.00	0.00	No	No
-0:46	59.0	1784	No	No	0.00	0.00	No	No
-0:45	58.5	1738	No	No	0.00	0.00	No	No
-0:44	58.5	2136	No	No	48.50	88.00	No	No
-0:43	58.5	2141	No	No	45.00	89.20	No	No
-0:42	59.0	2143	No	No	50.00	86.80	No	No
-0:41	59.0	2146	No	No	48.00	86.00	No	No
-0:40	59.0	2151	No	No	45.50	79.60	No	No
-0:39	59.0	2148	No	No	39.00	100.00	No	No
-0:38	59.0	2144	No	No	50.50	88.80	No	No
-0:37	59.0	2145	No	No	50.00	81.20	No	No
-0:36	59.0	2148	No	No	48.00	86.00	No	No
-0:35	59.0	2149	No	No	46.50	86.40	No	No
-0:34	59.0	2152	No	No	52.50	86.80	No	No
-0:33	59.0	2151	No	No	51.50	86.40	No	No
-0:32	59.0	2148	No	No	47.00	90.40	No	No
-0:31	59.5	2150	No	No	46.00	86.40	No	No
-0:30	59.0	1944	No	No	0.00	0.00	No	No
-0:29	58.5	1753	No	No	0.00	0.00	No	No
-0:28	57.5	1699	No	No	0.00	0.00	No	No
-0:27	57.0	1667	No	No	0.00	0.00	No	No
-0:26	56.5	1640	No	No	0.00	0.00	No	No
-0:25	54.5	1577	Yes	No	0.00	0.00	No	No

DDEC® Reports - Last Stop Record

Print Date: 2/17/2022 3:23 PM

Trip: 09/19/11 11:23:53 To 01/06/30 (EST)

Vehicle ID: BIG SPRING

Driver ID:

Odometer: 105554.3 mi

Engine S/N: 06R0833798

Last Stop Time: 1/5/2030 7:52:33 PM (EST) Last Stop Odometer: 105495.5 mi

Time	Vehicle Speed (mph)	Engine Speed (rpm)	Brake	Clutch	Engine Load (%)	Throttle (%)	Cruise	Diag. Code
-0:24	53.5	1535	Yes	No	0.00	0.00	No	No
-0:23	51.5	1472	Yes	No	0.00	0.00	No	No
-0:22	49.0	1390	Yes	No	0.00	0.00	No	No
-0:21	46.5	1304	Yes	No	0.00	0.00	No	No
-0:20	44.0	1210	Yes	No	0.00	0.00	No	No
-0:19	41.5	1105	Yes	No	0.00	0.00	No	No
-0:18	39.5	995	Yes	No	0.00	0.00	No	No
-0:17	36.5	890	Yes	No	0.00	0.00	No	No
-0:16	34.0	777	Yes	No	0.00	0.00	No	No
-0:15	31.0	696	Yes	No	9.00	0.00	No	No
-0:14	28.5	698	Yes	No	12.50	0.00	No	No
-0:13	25.5	696	Yes	No	14.50	0.00	No	No
-0:12	22.0	699	Yes	No	17.50	0.00	No	No
-0:11	18.0	693	Yes	No	23.50	0.00	No	No
-0:10	14.5	695	Yes	No	30.50	0.00	No	No
-0:09	11.0	695	Yes	No	34.00	0.00	No	No
-0:08	9.0	696	Yes	No	34.00	0.00	No	No
-0:07	9.0	897	No	No	100.00	95.60	No	No
-0:06	10.0	1379	No	No	100.00	100.00	No	No
-0:05	11.5	1114	No	No	0.00	0.00	No	No
-0:04	12.0	696	No	No	28.50	0.00	No	No
-0:03	11.0	697	Yes	No	29.00	0.00	No	No
-0:02	9.0	696	Yes	No	32.50	0.00	No	No
-0:01	6.5	694	Yes	No	35.00	0.00	No	No
0:00	3.5	698	Yes	No	37.00	0.00	No	No
+0:01	0.0	697	Yes	No	37.50	0.00	No	No
+0:02	0.0	700	Yes	No	35.50	0.00	No	No
+0:03	0.0	697	Yes	No	37.50	0.00	No	No
+0:04	0.0	693	Yes	No	40.00	0.00	No	No
+0:05	0.0	695	Yes	No	37.50	0.00	No	No
+0:06	0.0	703	Yes	No	33.50	0.00	No	No
+0:07	0.0	703	Yes	No	33.00	0.00	No	No
+0:08	0.0	702	Yes	No	35.00	0.00	No	No
+0:09	0.0	703	Yes	No	34.50	0.00	No	No
+0:10	0.0	704	Yes	No	33.00	0.00	No	No
+0:11	0.0	704	Yes	No	34.50	0.00	No	No
+0:12	0.0	701	Yes	No	35.00	0.00	No	No
+0:13	0.0	698	Yes	No	37.50	0.00	No	No
+0:14	0.0	695	Yes	No	39.00	0.00	No	No
+0:15	0.0	699	Yes	No	37.50	0.00	No	No

DDEC® Reports - Diagnostic Records

#1

File Name: 021722123456AA.XTR
 Print Date: 2/17/2022 3:23 PM

Trip: 09/19/11 11:23:53 To 01/06/30 (EST)
 Vehicle ID: BIG SPRING
 Driver ID:
 Odometer: 105554.3 mi
 Engine S/N: 06R0833798

Trip Distance	105554.3 mi	Trip Time	4118:44:24
Trip Fuel	20673.00 gal	Fuel Consumption	5.02 gal/h
Fuel Economy	5.11 mpg	Idle Time	2216:03:36
Avg Drive Load	44 %	Idle Percent	53.80 %
Avg Vehicle Speed	55.5 mph	Idle Fuel	3865.50 gal

Notes:

Not all faults that are displayed in Diagnostic Link (Fault Codes View) will be displayed here.
 The diagnostic codes shown in DDEC Reports are a subset of all possible fault codes.

Diag. Code: [54] - VSS Circuit Fault
Diag. Time: 1/6/2030 1:11:31 AM (EST)

Time	Vehicle Speed (mph)	Engine Speed (rpm)	Boost Press (psi)	Oil Press (psi)	Fuel Press (psi)
01:11:31	0.0	0	0.3	60.3	0.0
01:11:26	0.0	0	0.3	60.3	0.0
01:11:21	0.0	0	0.3	60.3	0.0
01:11:16	0.0	0	0.1	0.3	0.0
01:11:11	0.0	0	0.0	0.0	0.0
01:11:06	0.0	0	0.0	0.0	0.0
01:11:01	0.0	0	0.0	0.0	0.0
01:10:56	0.0	0	0.0	0.0	0.0
01:10:51	0.0	0	0.0	0.0	0.0
01:10:46	0.0	0	0.0	0.0	0.0
01:10:41	0.0	0	0.0	0.0	0.0
01:10:36	0.0	0	0.0	0.0	0.0

Time	Coolant Temp (°F)	Oil Temp (°F)	Fuel Temp (°F)	Engine Load (%)	Throttle (% throttle)
01:11:31	-	-30.8	-	0.0	2.4
01:11:26	-	-30.8	-	0.0	8.4
01:11:21	-	-30.8	-	0.0	8.0
01:11:16	-	-30.8	-	0.0	0.0
01:11:11	-	-	-	0.0	0.0
01:11:06	-	-	-	0.0	0.0
01:11:01	-	-	-	0.0	0.0
01:10:56	-	-	-	0.0	0.0
01:10:51	-	-	-	0.0	0.0
01:10:46	-	-	-	0.0	0.0
01:10:41	-	-	-	0.0	0.0
01:10:36	-	-	-	0.0	0.0

Time	Eng. Brake (cylinders)	Cruise	Accel Switch	Brake Switch	Clutch Switch
01:11:31	Off	No	Yes	No	No
01:11:26	Off	No	Yes	No	No
01:11:21	Off	No	Yes	No	No
01:11:16	Off	No	Yes	Yes	No
01:11:11	Off	No	No	No	No
01:11:06	Off	No	No	No	No
01:11:01	Off	No	No	No	No
01:10:56	Off	No	No	No	No
01:10:51	Off	No	No	No	No
01:10:46	Off	No	No	No	No
01:10:41	Off	No	No	No	No
01:10:36	Off	No	No	No	No

DDEC® Reports - Diagnostic Records

#2

File Name: 021722123456AA.XTR
 Print Date: 2/17/2022 3:23 PM

Trip: 09/19/11 11:23:53 To 01/06/30 (EST)
 Vehicle ID: BIG SPRING
 Driver ID:
 Odometer: 105554.3 mi
 Engine S/N: 06R0833798

Trip Distance	105554.3 mi	Trip Time	4118:44:24
Trip Fuel	20673.00 gal	Fuel Consumption	5.02 gal/h
Fuel Economy	5.11 mpg	Idle Time	2216:03:36
Avg Drive Load	44 %	Idle Percent	53.80 %
Avg Vehicle Speed	55.5 mph	Idle Fuel	3865.50 gal

Notes:

Not all faults that are displayed in Diagnostic Link (Fault Codes View) will be displayed here.
 The diagnostic codes shown in DDEC Reports are a subset of all possible fault codes.

Diag. Code: [22] - TPS Circuit Failed Low
Diag. Time: 1/6/2030 1:11:23 AM (EST)

Time	Vehicle Speed (mph)	Engine Speed (rpm)	Boost Press (psi)	Oil Press (psi)	Fuel Press (psi)
01:11:23	0.0	0	0.3	60.3	0.0
01:11:18	0.0	0	0.3	60.3	0.0
01:11:13	0.0	0	0.1	0.3	0.0
01:11:08	0.0	0	0.0	0.0	0.0
01:11:03	0.0	0	0.0	0.0	0.0
01:10:58	0.0	0	0.0	0.0	0.0
01:10:53	0.0	0	0.0	0.0	0.0
01:10:48	0.0	0	0.0	0.0	0.0
01:10:43	0.0	0	0.0	0.0	0.0
01:10:38	0.0	0	0.0	0.0	0.0
01:10:33	0.0	0	0.0	0.0	0.0
01:10:28	0.0	0	0.0	0.0	0.0

Time	Coolant Temp (°F)	Oil Temp (°F)	Fuel Temp (°F)	Engine Load (%)	Throttle (% throttle)
01:11:23	-	-30.8	-	0.0	8.4
01:11:18	-	-30.8	-	0.0	8.0
01:11:13	-	-30.8	-	0.0	0.0
01:11:08	-	-	-	0.0	0.0
01:11:03	-	-	-	0.0	0.0
01:10:58	-	-	-	0.0	0.0
01:10:53	-	-	-	0.0	0.0
01:10:48	-	-	-	0.0	0.0
01:10:43	-	-	-	0.0	0.0
01:10:38	-	-	-	0.0	0.0
01:10:33	-	-	-	0.0	0.0
01:10:28	-	-	-	0.0	0.0

Time	Eng. Brake (cylinders)	Cruise	Accel Switch	Brake Switch	Clutch Switch
01:11:23	Off	No	Yes	No	No
01:11:18	Off	No	Yes	No	No
01:11:13	Off	No	Yes	Yes	No
01:11:08	Off	No	No	No	No
01:11:03	Off	No	No	No	No
01:10:58	Off	No	No	No	No
01:10:53	Off	No	No	No	No
01:10:48	Off	No	No	No	No
01:10:43	Off	No	No	No	No
01:10:38	Off	No	No	No	No
01:10:33	Off	No	No	No	No
01:10:28	Off	No	No	No	No

DDEC® Reports - Diagnostic Records

#3

File Name: 021722123456AA.XTR
 Print Date: 2/17/2022 3:23 PM

Trip: 09/19/11 11:23:53 To 01/06/30 (EST)
 Vehicle ID: BIG SPRING
 Driver ID:
 Odometer: 105554.3 mi
 Engine S/N: 06R0833798

Trip Distance	105554.3 mi	Trip Time	4118:44:24
Trip Fuel	20673.00 gal	Fuel Consumption	5.02 gal/h
Fuel Economy	5.11 mpg	Idle Time	2216:03:36
Avg Drive Load	44 %	Idle Percent	53.80 %
Avg Vehicle Speed	55.5 mph	Idle Fuel	3865.50 gal

Notes:

Not all faults that are displayed in Diagnostic Link (Fault Codes View) will be displayed here.
 The diagnostic codes shown in DDEC Reports are a subset of all possible fault codes.

Diag. Code: [87] - Baro. Pressure Circuit Low
Diag. Time: 1/6/2030 1:11:16 AM (EST)

Time	Vehicle Speed (mph)	Engine Speed (rpm)	Boost Press (psi)	Oil Press (psi)	Fuel Press (psi)
01:11:16	0.0	0	0.1	0.3	0.0
01:11:11	0.0	0	0.0	0.0	0.0
01:11:06	0.0	0	0.0	0.0	0.0
01:11:01	0.0	0	0.0	0.0	0.0
01:10:56	0.0	0	0.0	0.0	0.0
01:10:51	0.0	0	0.0	0.0	0.0
01:10:46	0.0	0	0.0	0.0	0.0
01:10:41	0.0	0	0.0	0.0	0.0
01:10:36	0.0	0	0.0	0.0	0.0
01:10:31	0.0	0	0.0	0.0	0.0
01:10:26	0.0	0	0.0	0.0	0.0
01:10:21	0.0	0	0.0	0.0	0.0

Time	Coolant Temp (°F)	Oil Temp (°F)	Fuel Temp (°F)	Engine Load (%)	Throttle (% throttle)
01:11:16	-	-30.8	-	0.0	0.0
01:11:11	-	-	-	0.0	0.0
01:11:06	-	-	-	0.0	0.0
01:11:01	-	-	-	0.0	0.0
01:10:56	-	-	-	0.0	0.0
01:10:51	-	-	-	0.0	0.0
01:10:46	-	-	-	0.0	0.0
01:10:41	-	-	-	0.0	0.0
01:10:36	-	-	-	0.0	0.0
01:10:31	-	-	-	0.0	0.0
01:10:26	-	-	-	0.0	0.0
01:10:21	-	-	-	0.0	0.0

Time	Eng. Brake (cylinders)	Cruise	Accel Switch	Brake Switch	Clutch Switch
01:11:16	Off	No	Yes	Yes	No
01:11:11	Off	No	No	No	No
01:11:06	Off	No	No	No	No
01:11:01	Off	No	No	No	No
01:10:56	Off	No	No	No	No
01:10:51	Off	No	No	No	No
01:10:46	Off	No	No	No	No
01:10:41	Off	No	No	No	No
01:10:36	Off	No	No	No	No
01:10:31	Off	No	No	No	No
01:10:26	Off	No	No	No	No
01:10:21	Off	No	No	No	No