SAFETY PLAN

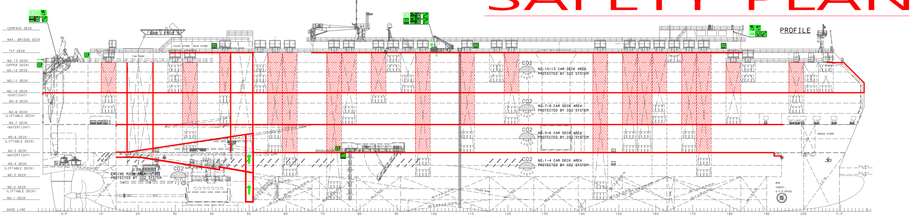

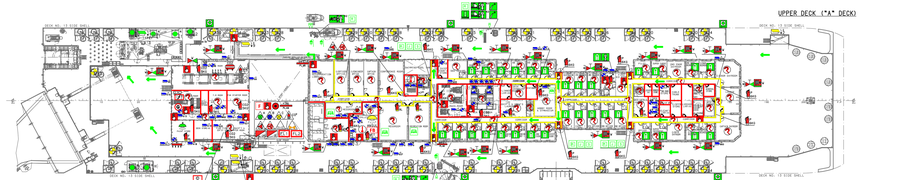

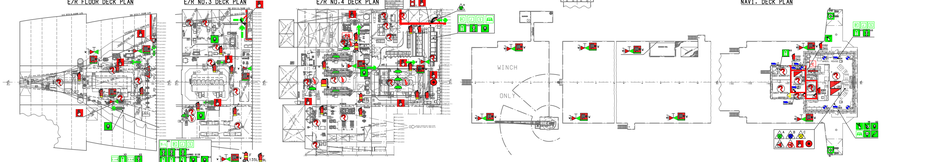

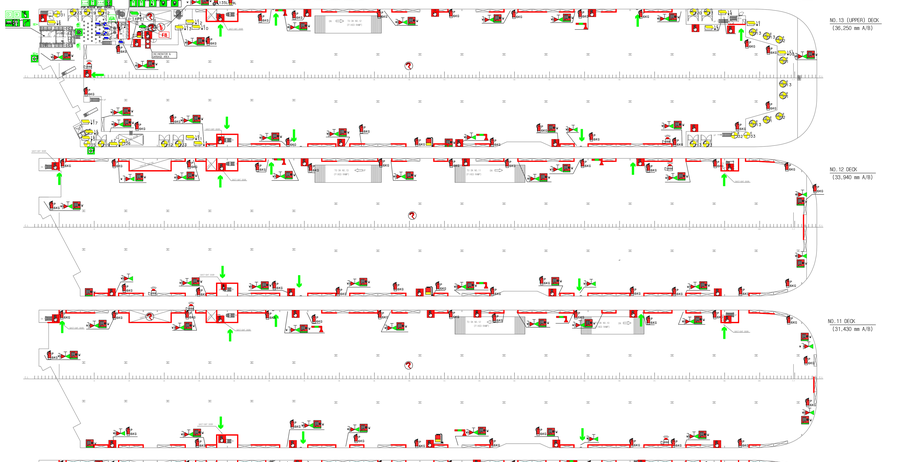

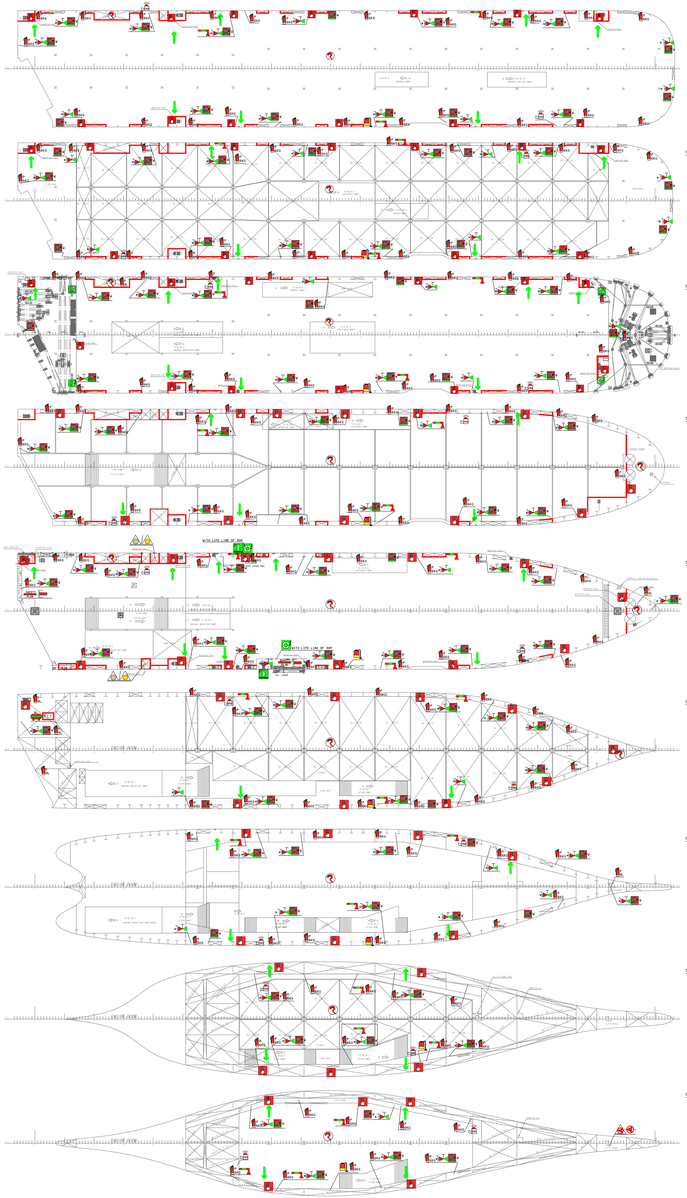

SYMBOL	DESCRIPTION	ACC.	E/ROOM					POSITION HULL PART										
			CARGO HOLD	NO.1 DECK	NO.2 DECK	NO.3 DECK	NO.4 DECK	ENGINE STORE	NO.1 DECK	NO.2 DECK	NO.3 DECK	NO.4 DECK	NO.5 DECK	NO.6 DECK	NO.7 DECK	NO.0 DECK	NO.0 DECK	TOTAL Q'TY
	MANUAL CALL POINT (MANUAL)	21	1	6	3	3	2	1	2	1	1	1	1	1	1	1	5	176
	REMOTE CONTROL FOR BILGE/FWE & G/S PUMP (R/C F/B & G/S PUMP)	2	1															3
	REMOTE CONTROL FOR EMERGENCY FIRE PUMP (R/C E/F PUMP)	2	1						1									4
	BILGE, FWE & G/S PUMP (2MD/1SDPM/H & 3D/RO MTH) (B/F,F/W & G/S PUMP)				2													2
	EMERGENCY FIRE PUMP (72MD/H & 8D MTH) (E/F PUMP)								1									1
	FIRE HOSE BOX WITH NOZZLE (FIRE HOSE BOX WITH NOZZLE)	18	8						17	17	17	16	16	16	15	14	15	10	5	5	200
	FIRE HOSE BOX WITH NOZZLE (FIRE HOSE BOX WITH NOZZLE)	4		2	1	3	1	1	1									14
	FIRE MAIN SECTION VALVE (FIRE MAIN SECTION VALVE)		1															1
	WATER FOG APPLICATOR (W/F NOZ)	23	8	2	1	3	1	1	1	17	17	17	16	16	16	15	14	16	10	5	5	215
	INTERNATIONAL SHORE CONNECTION (INTERNATIONAL SHORE CONNECTION)								3	3	3	3	3	3	3	3	2	3	3	3	34
	FIXED CO2 EXTINGUISHER BATTERY FOR E/R,RO-RO SPACE (CO2 BATTERY)	1														2		3
	REMOTE RELEASE STATION (CO2 RELEASE STATION)	2																2
	TWO CO2 PORTABLE FIRE EXTINGUISHER (CO2 PORTABLE)	6	3	2														11
	NO2 DRY POWDER FIRE EXTINGUISHER (NO2 DRY PW F.EXT)	13							23	26	25	25	24	24	23	24	23	16	14	10	10	280
	9L FOAM PORTABLE FIRE EXTINGUISHER (9L FOAM F.EXT)	3		7	5	4	2	3	1	1								30
	ABC POWDER PORTABLE FIRE EXTINGUISHER (ABC P.F.EXT)	1																1
	45L FOAM FIRE EXTINGUISHER WHEEL TYPE (45L F.EXT W/T)				1													1
	135L FOAM FIRE EXTINGUISHER WHEEL TYPE (135L F.EXT W/T)				1													2
	PORTABLE FOAM APPLICATOR UNIT WITH BOX (PORTABLE F.F.APPLICATOR)				1				1	1	1	1	1	1	1	1	1	15
	FIREMAN'S OUTFIT LOCKER (F/MAN'S OUTFIT LOCKER)	1					1											2
	SPARE FOR FIRE EXTINGUISHER BOTTLE (SPARE FOR F.EXT BOTTLE)	1																1
	EMERGENCY STOP (EMERGENCY STOP) FOR ALL PUMP AND FAN IN E/R SPACE	1	1															2
	EMERGENCY STOP (EMERGENCY STOP) EXCEPT E/R & CARGO HOLD SPACE	1	1															2
	EMERGENCY STOP (EMERGENCY STOP) FOR GALLEY EQUIPMENT	1	1															2
	EMERGENCY STOP (EMERGENCY STOP) FOR GALLEY EQUIPMENT & FAN	1																1
	REMOTE CONTROL FOR LUBE OIL VALVE & FUEL OIL VALVE (R/M O/V & F/O M/V O/V)	1																1
	LUBE OIL PUMP, FUEL OIL PUMP, L.O TRANSFER PUMP, SEWAGE TREATMENT PLANT (L.O PUMP, F.O PUMP, L.O TRANSFER PUMP, S.T.P)													2				2
	EMERGENCY GENERATOR (EMERGENCY GENERATOR)	1																1
	CONTROL PACK PANEL FOR FIRE DETECTION AND ALARM SYSTEM (F.D & F.A SYSTEM)	1																2
	CENTRAL REPEATER PANEL FOR FIRE DETECTION AND ALARM SYSTEM (F.D & F.A SYSTEM)	1	1															2
	PUSH BUTTON FOR EM'CY GENERAL ALARM (EMERGENCY GENERAL ALARM)	2	1															3
	EMERGENCY SWITCHBOARD (EMERGENCY S/B)	1												2				3
	SAFETY PLAN (SAFETY PLAN)	1	1															2
	STOWAGE BOX FOR SAFETY PLAN (STOWAGE BOX FOR SAFETY PLAN)	2												2				4
	WATER SPRAY SYSTEM VALVES (WATER SPRAY SYSTEM VALVES)	1																1
	ELEC-HORN WITH LAMP FOR CO2 DISCHARGE ALARM (ELEC-HORN WITH LAMP FOR CO2 DISCHARGE ALARM)								2	2	2	2	2	2	2	2	2	26
	FIRE BLANKET (FIRE BLANKET)																	2
	SPACE PROTECTED BY CO2 (CO2 ROOM)	ENGINE ROOM, NO.1~4 CAR DECK, NO.5~6 CAR DECK, NO.7~9 CAR DECK, NO.10~13 CAR DECK																
	SPACE PROTECTED BY WATER SPRAY SYSTEM (WATER SPRAY SYSTEM)	PAINT STORE																
	SPACE MONITORED BY HEAT DETECTOR (HEAT DETECTOR)	GALLEY, SAUNA & SHOWER ROOM																
	SPACE MONITORED BY SMOKE DETECTOR (SMOKE DETECTOR)	ACCOM. NAVI-DECK & A-DECK, ENGINE ROOM, CAR DECKS, S/G ROOM, E/HOUSING, BOW THRUSTER ROOM																
	SPACE MONITORED BY FLAME DETECTOR (FLAME DETECTOR)	ENGINE ROOM, E/HOUSING																
	FIRE STATION (FIRE STATION)	FIRE FIGHTING EQUIPT'S & EM'CY HEADQUARTER ROOM																
	FIRE CONTROL STATION (FIRE CONTROL STATION)	WHEEL HOUSE																

LIFE SAVING APPLIANCES

SYMBOL	DESCRIPTION	TYPE & CAPACITY	POSITION HULL PART: UPPER DECK	1ST DECK	2ND DECK	3RD DECK	4TH DECK	STEERING GEAR ROOM	BOW THRUSTER ROOM	ENGINE ROOM	ENGINE ROOM, UPPER DECK	ENGINE ROOM, 1ST DECK	TOTAL Q'TY
	LIFE BOAT (LIFE BOAT)	TOTALLY ENCLOSED & FREE FALL TYPE 36 PERSONS		1									1
	RESCUE BOAT (RESCUE BOAT)	RESCUE TYPE FOR 6 PERS.	1										1
	LIFE RAFT (LIFE RAFT)	SOLAS 96 TYPE FOR 20P DAILY LAUNCHING FOR 1ST STAGE DISTRESS & P.A.P DAMAGED WITH HYDRO. RELEASE UNIT	1										1
	LIFE RAFT (LIFE RAFT)	DAILY LAUNCHING FOR 1ST STAGE DISTRESS & P.A.P DAMAGED WITH HYDRO. RELEASE UNIT	1										1
	LIFE RAFT (LIFE RAFT)	THROW-OVER TYPE FOR 20P DAMAGED WITH HYDRO. RELEASE UNIT	1										1
	LIFE RAFT (LIFE RAFT)	THROW-OVER TYPE FOR 6P DAMAGED WITH HYDRO. RELEASE UNIT	1										1
	PILOT ROPE LADDER (PILOT ROPE LADDER)	FOR PILOT			2								2
	EMBARKATION ROPE LADDER (EMB.ROPE)	FOR 20P~18P LIFE RAFTS	2										2
	LINE THROWING APPLIANCE (LINE THROWING)	FOR4~6 PROJECTILES AND LIFE LINE 120M~ON LENGTH						1					1
	ROCKET FLARE (ROCKET FLARE)	12-ROCKET PARACHUTE FLARES						1					1
	LIFE BUOY (LIFE BUOY)	WITH REFLECTING LIGHT, SELF-IGNITING SMOKE SIGNAL & SELF-IGNITING LIGHT						4					4
		WITH SELF-IGNITING LIGHT(NORMAL TYPE)			2								2
		WITH SELF-IGNITING LIGHT(EXPLOSION PROOF TYPE)	2										2
		WITH SELF-IGNITING LIGHT(EXPLOSION PROOF TYPE)			2								2
		WITH LIFE LINE OF 30M	4										4
		WITH LIFE LINE OF 30M		2									2
	LIFE JACKET BOX (LIFE JACKET BOX)	MATL : F.R.P					1						1
	LIFEBELTS BOX (LIFEBELTS BOX)	MATL : F.R.P					1						1
	LIFE JACKET (LIFE JACKET)	R1033 TYPE FOR ADULT WITH LIGHT AND WHISTLE				31	36	5	3				77
	LIFE JACKET (LIFE JACKET)	R1033 TYPE FOR ADULT WITH LIGHT AND WHISTLE (FOR SPARE)					1						1
	LIFE JACKET(FOR CHILD) (LIFE JACKET)	R1033 TYPE FOR ADULT WITH LIGHT AND WHISTLE					3						3
	IMMERSION SUIT (IMMERSION SUIT)	SOLAS 96 TYPE (SIZE: L)				1	32	2	2				37
	IMMERSION SUIT (IMMERSION SUIT)	NORMAL SIZE (FOR SPARE)					2						2
	THERMAL PROTECTIVE AID (THERMAL PROTECTIVE AID)	EQUIPMENT OF LIFEBOAT, LIFEBOAT AND RESCUE BOAT	4			10							14
	SURVIVAL CRAFT PYROTECHNICS (SURVIVAL CRAFT PYROTECHNICS)	EQUIPMENT OF LIFEBOAT AND LIFERAFT (AUTOMATIC PARACHUTE FLARES, HAND FLARES AND 2-SMOKE SIGNALS)	1			4							5
	MEGA PHONE (MEGA PHONE)	70W MODE					6						6
	DUCT FAN (DUCT FAN)	FOR ACCOM AND MW2					1						1
	SEARCH AND RESCUE LOCATION DEVICE (SARLOC)	406M SART 2D					1						1
	MASTER STATION (MASTER)	LIFEBOAT MONITORING STATION		1									1
	INSTRUCTION PLATE (INSTRUCTION PLATE)	LIFEBOAT DAILY OPERATING PROCEDURE(ENGLISH)		1									1
		LIFEBOAT OPERATING PROCEDURE(ENGLISH)		1									1
		LIFE RAFT LAUNCHING PROCEDURE(ENGLISH) RESCUE BOAT/LIFE RAFT DAILY OPERATING PROCEDURE	3										3
		MASTER LIST(ENGLISH)				1	1	1	1				4
		THE DONNING METHOD FOR LIFE JACKET(ENGLISH)				1	1	1	1				4
		THE DONNING METHOD FOR IMMERSION SUIT BOX(ENGLISH)				1	1	1	1				4
	TRAINING MANUAL (TRAINING MANUAL)	ACCORDING TO SOLAS				4	1	1	1				7
	LAMINATING LIGHT(ENGLISH)	FOR LIFERAFT/RESCUE BOAT/LIFE BOAT LAMINATING	4										4
	PREPARATION LIGHT(ENGLISH)	FOR LIFE RAFT/LIFE BOAT/RESCUE BOAT PREPARATION	4										4
	SSD (EMERGENCY ESCAPE BREATHING DEVICE)	EMERGENCY ESCAPE BREATHING DEVICE				2	1	1	2	1	2	2	7
	SSD (EMERGENCY ESCAPE BREATHING DEVICE)	EMERGENCY ESCAPE BREATHING DEVICE FOR SPARE					4						4
	SSD (EMERGENCY ESCAPE BREATHING DEVICE) (FOR TRAINING)	EMERGENCY ESCAPE BREATHING DEVICE					2						2
	PERSONNEL PROTECTION(SCBA SET) EQUIPMENT LOCKER(SCBA SET)	SELF CONTAINED AIR BREATHING APPARATUS (SCBA, STL, WITH TWO(2) SPARE CYL)					7						7
		HANDLE, SUITS WITH HELMET, BOOTS AND GLOVES. FIRE(ORANGE), ORDINARY(WHITE)					1						1
	AIR COMPRESSOR (AIR COMPRESSOR)	AIR COMPRESSOR (SHARE SUPPLY)					1						1

SYMBOL	FIREMAN'S OUTFIT LOCKER PURPOSE	Q'TY
	SELF CONTAINED AIR BREATHING APPARATUS (SELF CONTAINED AIR BREATHING APPARATUS)	1
	EMY. BREATHING PROTECTOR (EMY. BREATHING PROTECTOR)	1
	NON CONDUCTIVE BOOTS AND GLOVES (NON CONDUCTIVE BOOTS AND GLOVES)	1
	FIRE AXE (FIRE AXE)	1
	SAFETY LAMP (SAFETY LAMP)	1
	FIRE PROOF ROPE (FIRE PROOF ROPE)	1
	PORTABLE TWO WAY RADIO TELEPHONE (PORTABLE TWO WAY RADIO TELEPHONE)	1

DIVISION,DOOR AND MEANS OF ESCAPE

SYMBOL	PURPOSE
	PRIMARY MEANS OF ESCAPE (P.M.E)
	SECONDARY MEANS OF ESCAPE (S.M.E)
	A CLASS DIVISION (A CLASS DIVISION)
	B CLASS DIVISION (B CLASS DIVISION)
	A CLASS HINGED FIRE DOOR WITH SELF CLOSING (A CLASS HINGED FIRE DOOR WITH SELF CLOSING)
	A CLASS HINGED FIRE DOOR (A CLASS HINGED FIRE DOOR)
	B CLASS HINGED SELF CLOSING FIRE DOOR (B CLASS HINGED SELF CLOSING FIRE DOOR)
	B CLASS HINGED FIRE DOOR (B CLASS HINGED FIRE DOOR)

FIRE DAMPER

SYMBOL	PURPOSE	Q'TY	LOCATION
	FIRE DAMPER IN VENT DUCT (ACCOMMODATION AREA)	2	UPP~DK
	PURIFIER EXH. DAMPER	2	UPP~DK
	E/R FAN FIRE DAMPER	4	UPP~DK
	CASING	2	UPP~DK(NO.13 STR.

LOCAL FIRE FIGHTING SYSTEM

SYMBOL	DESCRIPTION	AREA
	WATER MIST INSTALLATION (WATER MIST INSTALLATION) (MAX CAPACITY 300L/min X 4 Nos X 3.5m)	S/G ROOM
	FIXED WATER-BASED LOCAL APPLICATION FIRE-FIGHTING SYSTEM, INCL. FLAME DETECTORS FOR AUTOMATIC START-UP OF PUMPS (FIXED WATER-BASED LOCAL APPLICATION FIRE-FIGHTING SYSTEM, INCL. FLAME DETECTORS FOR AUTOMATIC START-UP OF PUMPS)	MAIN ENGINE ROOM, S/G ROOM, MAIN BOILER ROOM, AUX. BOILER ROOM, D.F.O PURIFIER ROOM, D.F.O SERVICE TANKS ROOM
	REMOTE RELEASE STATION FOR WATER (REMOTE RELEASE STATION FOR WATER)	ENG CONTROL ROOM
	ZONE FIRE FIGHTING'S CONTROL PANEL (ZONE FIRE FIGHTING'S CONTROL PANEL)	ENG CONTROL ROOM, FIRE FIGHTING EQUIPT'S & EM'CY HEADQUARTER RM
	ZONE FIRE FIGHTING'S REPEAT PANEL (ZONE FIRE FIGHTING'S REPEAT PANEL)	NAVI. DECK
	FIXED FIRE EXTINGUISHER SYSTEM FOR DEEP FAT COOKING EQUIPMENT (FIXED FIRE EXTINGUISHER SYSTEM FOR DEEP FAT COOKING EQUIPMENT)	
	1.5KGP~AUTOMAT OF FIRE EXTINGUISHER SYSTEM FOR DEEP FAT COOKING EQUIPMENT (1.5KGP~AUTOMAT OF FIRE EXTINGUISHER SYSTEM FOR DEEP FAT COOKING EQUIPMENT)	

NATURAL VENT

SYMBOL	PURPOSE	Q'TY	LOCATION
	NAT.SUP~. OX.ROOM	1	NO.13~DK
	MECH.EXH~. OX.ROOM	1	NO.13~DK
	MECH.EXH~. AC.ROOM	1	NO.13~DK
	NAT.REF~. LPG SWING EQUIPT STORE	1	NO.13~DK
	NAT.SUP~. CO2 ROOM	1	UPP~DK
	MECH.EXH~. CO2 ROOM	1	UPP~DK
	NAT.EXH~. CO2 ROOM	1	UPP~DK
	AIR COOLER EXH.VENT	1	UPP~DK
	NAT.EXH~. FAN STARTER ROOM	1	UPP~DK
	MECH~. SUP~. FAN STARTER ROOM	1	UPP~DK
	NAT.EXH~. T.R ROOM	1	UPP~DK
	MECH.SUP~. T.R ROOM	1	UPP~DK
	NAT.VENT~. ELEC~ EQUIP~. STORE	1	UPP~DK
	MECH.SUP~. EM'CY S/G ROOM	1	UPP~DK
	MECH.EXH~. EM'CY S/G ROOM	1	UPP~DK
	MECH.EXH~. PAINT STORE	1	UPP~DK
	NAT.SUP~. PAINT STORE	1	UPP~DK
	NAT.VENT~. DECK STORE	1	UPP~DK
	NAT.VENT~. EM'CY HEADQUARTER ROOM	1	UPP~DK
	NAT.VENT~. EM'CY HEADQUARTER ROOM	1	UPP~DK
	NAT.EXH~. ACCOMMODATION LOBBY	1	UPP~DK
	NAT.EXH~. ACCOMMODATION LOBBY	1	UPP~DK
	NAT.EXH~. DUTY MESSROOM	1	UPP~DK
	NAT.SUP~. DUTY MESSROOM	1	UPP~DK
	NAT.EXH~. DRY PROV~. STORE	1	UPP~DK
	NAT.EXH~. DRY PROV~. STORE	1	UPP~DK
	NAT.SUP~. DRY PROV~. STORE	1	UPP~DK
	MECH.EXH~. GALLEY	1	UPP~DK
	NAT.SUP~. GALLEY	1	UPP~DK
	MECH.SUP~. FRESH AIR INTAKE ~ GALLEY AIR CON.	1	UPP~DK
	NAT.VENT~. PACKAGE AIR CON.	1	UPP~DK
	MECH.SUP~. GALLEY	1	UPP~DK
	NAT.EXH~. REFRIGERATOR	1	UPP~DK
	NAT.SUP~. MESS ROOM	1	UPP~DK
	MECH.EXH~. MESS ROOM	1	UPP~DK
	NAT.EXH~. MESS ROOM	1	UPP~DK
	MECH.EXH~. RECREATION ROOM	1	UPP~DK
	NAT.SUP~. RECREATION ROOM	1	UPP~DK
	NAT.EXH~. CONFERENCE ROOM	1	UPP~DK
	NAT.EXH~. SHOWER	1	UPP~DK
	NAT.VENT~. SAUNA	1	UPP~DK
	NAT.EXH~. CHARGING ROOM	1	UPP~DK
	NAT.SUP~. REF.MACH.RM	1	UPP~DK
	MECH.EXH~. REF.MACH.RM	1	UPP~DK
	SANITARY EXH~.	1	UPP~DK
	NAT.EXH~. SUEZ CREW	1	UPP~DK
	FRESH AIR INTAKE	1	UPP~DK
	FRESH AIR INTAKE	1	UPP~DK
	MECH.EXH~. AIR CON~. ROOM	1	UPP~DK
	MECH.EXH~. DRY TUMBLER	1	UPP~DK
	MECH.EXH~. TIMBER STATIC DISTINGUISHING ROOM	1	UPP~DK
	NAT.EXH~. HOBBY ROOM & GYMNASIUM	1	UPP~DK
	MECH.EXH~. HOSPITAL & FIRST AID ROOM	1	UPP~DK
	NAT.SUP~. HOSPITAL	1	UPP~DK
	MECH.EXH~. LOGGER'S~ BONDED STORE (LINEN,UNIFORM,SLIPS SPARE,CABLT TRAN	1	UPP~DK
	NAT.EXH~. DRYING TUMBLER	1	UPP~DK
	MECH.EXH~. LOGGER'S~ GENERAL STORE (LOGGER'S~ GENERAL STORE)	1	UPP~DK
	NAT.EXH~. CIENCIA GAYROON	1	UPP~DK
	NAT.EXH~. CAPTAIN GAYROON	1	UPP~DK
	SANITARY EXH~.	1	N~DK
	MECH.EXH~. BATTERY ROOM	1	N~DK
	NAT.SUP~. BATTERY ROOM	1	N~DK
	NAT.EXH~. WHEEL HOUSE	1	N~DK
	NAT.EXH~. WHEEL HOUSE	1	N~DK
	NAT.EXH~. WHEEL HOUSE	1	N~DK
	NAT.EXH~. INSTRUMENT ROOM	1	N~DK
	EXH~. BOSUN STORE	2	NO.13~DK
	EXH~. BOW THRUSTER ROOM	1	A~DK
	EXH~. STAIRCASE (P&S~ PORT)	1	NO.13~DK
	EXH~. STAIRCASE (P&S~ PORT)	1	NO.13~DK
	EXH~. STEERING GEAR ROOM	1	NO.13~DK
	EXH~. STEERING GEAR ROOM	1	NO.13~DK
	EXH~. TALLY OFFICE ON DECK NO.5	1	NO.13~DK
	SUP~. TOILET ON DECK NO.5	1	NO.13~DK
	EXH~. STAIRCASE(P&S~PORT)	1	A~DK
	SUP.EXH~. SUNDER STATION(PORT)	1	NO.13~DK
	SUP.EXH~. SUNDER STATION(STBD)	1	NO.13~DK
	SUP.EXH~. SOPEP STORE	1	NO.13~DK
	SUP.EXH~. FUEL SAMPLE STORE	1	NO.13~DK
	SUP.EXH~. COLD IRONING SPACE	1	NO.13~DK
	SUP.EXH~. STAIR CASE (P&S STBD)	1	4~DK(STAIR CASE TOP)
	SUP.EXH~. STAIR CASE (P&S STBD)	1	A~DK
	SUP.EXH~. CONTROL HOUSE	1	NO.13~DK

MECHANICAL VENT FAN

SYMBOL	PURPOSE	Q'TY	LOCATION
	MECH.EXH~. OX ROOM	1	NO.13~DK
	MECH.EXH~. AC. ROOM	1	NO.13~DK
	MECH.EXH~. CO2 ROOM	1	UPP~DK
	MECH.SUP~. FAN STARTER ROOM	1	UPP~DK
	MECH.SUP~. T.R ROOM	1	UPP~DK
	MECH.SUP~. T.R ROOM	1	UPP~DK
	MECH.SUP~. FAN EM'CY S/G RM.	1	UPP~DK
	MECH.EXH~. PAINT STORE	1	UPP~DK
	MECH.EXH~. GALLEY	1	UPP~DK
	MECH.SUP~. GALLEY	1	UPP~DK
	MECH.EXH~. REF.MACH.ROOM	1	UPP~DK
	SANITARY EXH. FAN	1	UPP~DK
	A.H.U ~ A/C UNIT ROOM	1	UPP~DK
	A.H.U ~ A/C UNIT ROOM	1	UPP~DK
	MECH.EXH~. TIMBER STATIC DISTINGUISHING ROOM	1	UPP~DK
	MECH.EXH~. HOSPITAL & FIRST AID ROOM	1	UPP~DK
	SANITARY EXH. FAN	1	UPP~DK
	MECH.EXH~. LOGGER'S~ BONDED STORE (LINEN,UNIFORM,SLIPS SPARE,CABLT TRAN	1	UPP~DK
	MECH.EXH~. LOGGER'S~ GENERAL STORE (LOGGER'S~ GENERAL STORE)	1	UPP~DK
	MECH.EXH~. FAN	1	N~DK
	DUCT FAN ~ WHEEL HOUSE	1	N~DK
	DUCT FAN ~ WHEEL HOUSE	1	N~DK
	DUCT FAN ~ WHEEL HOUSE	1	N~DK
	DUCT FAN ~ WHEEL HOUSE	1	N~DK
	SUP~. DECK NO.13~11	3	NO.13~DK
	SUP~. DECK NO.10&12	2	NO.13~DK
	SUP~. DECK NO.11~12	3	OX/NO.13~DK
	SUP~. DECK NO.13	2	A~DK
	SUP.EXH.REX.) ~ DECK NO.11~12	1	UPP~DK
	SUP.EXH.REX.) ~ DECK NO.10	1	N~DK
	SUP.EXH.REX.) ~ DECK NO.11~11	1	A~DK
	SUP.EXH.REX.) ~ DECK NO.11~12	1	UPP~DK
	SUP.EXH.REX.) ~ DECK NO.12~13	1	A~DK
	EXH.(SUP.REX.) ~ DECK NO.11~11	3	N~DK
	EXH.(SUP.REX.) ~ DECK NO.13	2	NO.13~DK
	EXH.(SUP.REX.) ~ DECK NO.10~12	2	A~DK/NO.13~DK
	SUP~. DECK NO.8~9	4	A~DK/NO.13~DK
	SUP~. DECK NO.7	1	NO.13~DK
	SUP.EXH.REX.) ~ DECK NO.7~8	3	A~DK
	SUP~. DECK NO.7~8	3	A~DK
	SUP.EXH.REX.) ~ DECK NO.9	1	A~DK
	SUP.EXH.REX.) ~ DECK NO.8~9	1	A~DK
	EXH.(SUP.REX.) ~ DECK NO.8~9	3	A~DK/NO.13~DK
	SUP~. DECK NO.5~6	6	A~DK/NO.13~DK
	SUP.EXH.REX.) ~ DECK NO.5~6	3	A~DK
	EXH.(SUP.REX.) ~ DECK NO.5~6	1	A~DK
	EXH.(SUP.REX.) ~ DECK NO.5~6	3	A~DK/NO.13~DK
	SUP~. DECK NO.3~4	3	A~DK
	SUP~. DECK NO.1~2	2	A~DK
	SUP.EXH.REX.) ~ DECK NO.3~4	1	A~DK
	SUP.EXH.REX.) ~ DECK NO.4	1	A~DK
	EXH.(SUP.REX.) ~ DECK NO.3~4	2	A~DK
	SUP.EXH.REX.) ~ DECK NO.1~2	2	A~DK
	EXH.(SUP.REX.) ~ DECK NO.7~8	1	A~DK
	SUP~. STEERING GEAR ROOM	1	NO.13~DK
	SUP~. BOSUN STORE	1	NO.13~DK
	SUP~. BOW THRUSTER ROOM	1	NO.13~DK
	SUP~. STAIR CASE (P&S STBD)	1	4~DK(STAIR CASE TOP)
	SUP~. TOILET ON DECK NO.5	1	NO.13~DK(W.R ROOM TOP)
	SUP~. TALLY OFFICE ON DECK NO.5	1	NO.13~DK

PLAN HISTORY

DATE	REV.	DESCRIPTION	DRAWN	CHECKED	APPROVED
NOV.26 2015	ORI.	ORIGINALLY PREPARED FOR SHIP NO.8151/152 SUBMITTED TO OWNER AND CLASS FOR APPROVAL	M.C.NOH	B-H.LEE J-H.KIM	B-S.CHOI
NOV.15 2017	FIN.	FINALLY PREPARED FOR FINISHED PLAN.	M.C.NOH	J-H.KIM Y-S.SON	S.W.LEE

SHIP NO. 8151
DWG NO. 2A0007001

PRINCIPAL PARTICULARS

LENGTH O.A.	ABT.199.95m
LENGTH B.P.	188.70m
BREADTH(MLD.)	35.40m
DEPTH(MLD.) (NO.13 CAR DECK)	36.25m
DEPTH(MLD.) (NO.5 CAR DECK)	14.30m
DESIGN DRAFT (MLD.)	9.00m
SCANTLING DRAFT (MLD.)	10.60m
CLASSIFICATION	DNV~GL
FLAG	MARSHALL ISLANDS
COMPLEMENT FOR LIFE SAVING APPLIANCE.	34P
IMO NO.	9775816

NOTE

1. THE FIRE CONTROL DEVICES SHOWN ON THIS DRAWING ARE ONLY TO CONFIRM THE INSTALLED POSITION.
2. THE LIFE SAVING APPLIANCES NOT SHOWN ON THIS DRAWING WILL BE NOT SUPPLIED BY BUILDER.
3. THE VESSEL TO BE BUILT IN COMPLIANCE WITH THE INTERNATIONAL CONVENTION FOR THE SAFETY OF LIFE AT SEA, 1974 INCLUDING THE PROTOCOL OF 1988 AMENDMENTS.
4. LIFE SAVING PLAN SYMBOL TO BE MARKED WITH COLOR IN ACCORDANCE WITH IMO RECOMMENDATION.

CLASSIFICATION B

CAUTION
THIS DRAWING OR DOCUMENT IS THE PROPERTY OF HYUNDAI MIPO DOCKYARD CO., LTD. AND IT MUST NOT BE PARTIALLY OR WHOLLY COPIED OR USED FOR ANY OTHER PURPOSE WITHOUT PRIOR WRITTEN PERMISSION OF HYUNDAI MIPO DOCKYARD(HMD).

DEPT NO.	5640
DEPT NAME	HULL PIPING DESIGN DEPT
TEL.NO.	3863
SHIP NO.	8151
SHIP TYPE	7,700 UNIT CLASS PURE CAR AND TRUCK CARRIER
SHIP NA