
F/V Challenger Salvage Report

8-16-2022

By: Kodiak Diving

Brian Vitt



Day one: made contact with owner: Matt Alward [REDACTED]

Standby Due to weather was unable to fly out to sight.

Owner towed boat into Larson bay with Sea Ern assist. Sea Ern anchored in North end of bay in 80ft of water. No visible sheen of oil.

Day Two: Divers flew out of Kodiak and did video inspection finding 3 foot by 8 in hole in bow just above keel plate forward. Plugged vent for fuel and placed oil boom around vessel.

Day Three: Gear up. Load tender for transport to Larson Bay. Standby for flight

Day four: Fly out, off load gear from tender. Stabilize vessel with flotation. Maintain oil boom.

Day Five: Rig strapping and lift points. Maintain oil boom. No visible sheen.



Day Six: Canter boat and bring to shallower water. Kept downward position. Maintain oil boom. Small hydraulic oil leak (capped off) less than one cup.

Day Seven: Set down on low tide and readjust for tow. No visible sheen. Drilled lazerette to stabilize with a couple drops of oil at drill spot cleaned up with oil absorbents.


Day Eight: Set between Sea earn and wild salmon to stabilize boat and tow to shallow water.

Day Nine: Patch hole, dewater and moved ashore for hard patch. Dewater clean no sheen.

















Day ten: Standby for exit to Kodiak.

Day eleven: Clean and stow gear.