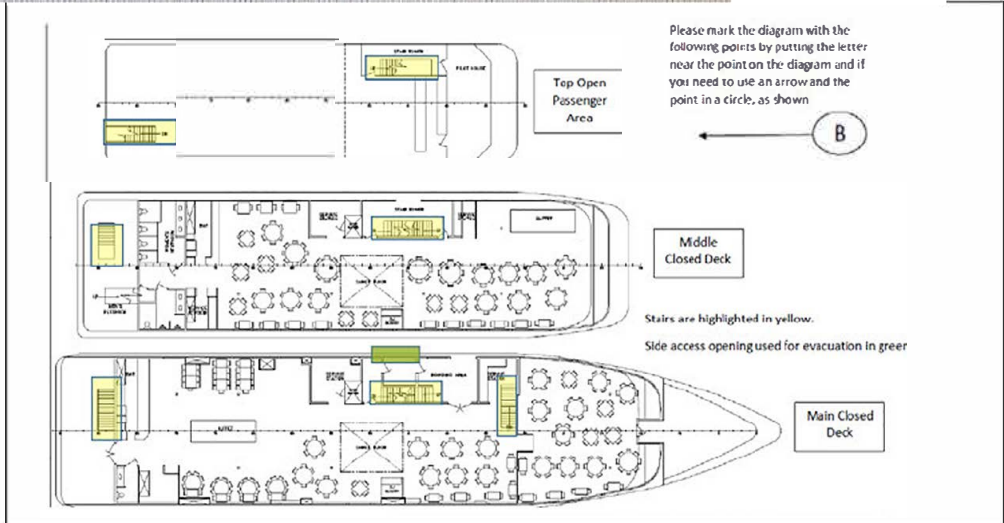
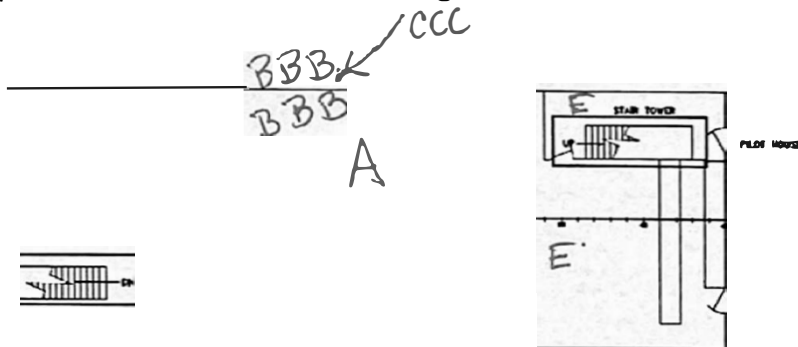


- A = Where you were sitting or standing before you were aware of the emergency
- B = Where did you see smoke around the vessel, use multiple "B"s if necessary
- C = Where did you see fire on the vessel, use multiple "C"s if necessary
- D = Where you saw any crew doing firefighting operations, if any.
- E = Where crew were directing safety operations such as conducting evacuation.



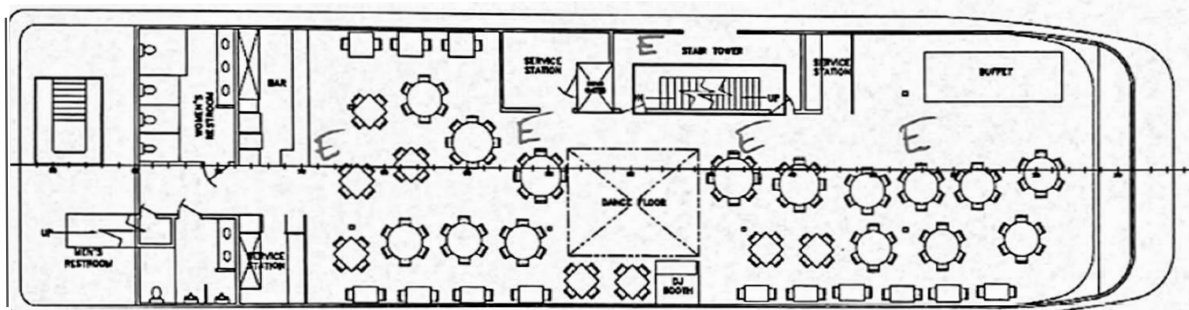
# USCG Spirit of Norfolk Fire Investigation

# Passenger Witness Diagram



Top Open Passenger Area

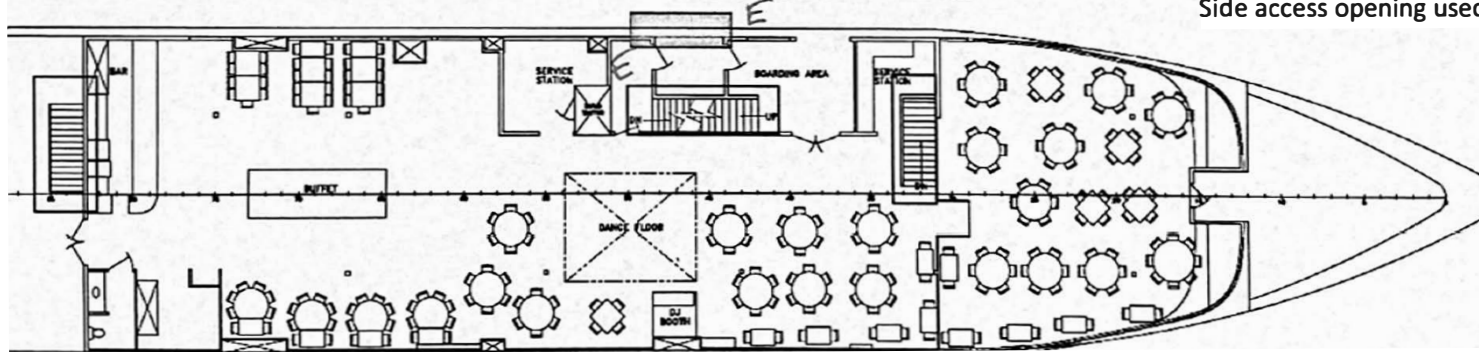
Please mark the diagram with the following points by putting the letter near the point on the diagram and if you need to use an arrow and the point in a circle, as shown



Middle Closed Deck

Stairs are highlighted in yellow.

Side access opening used for evacuation in green.



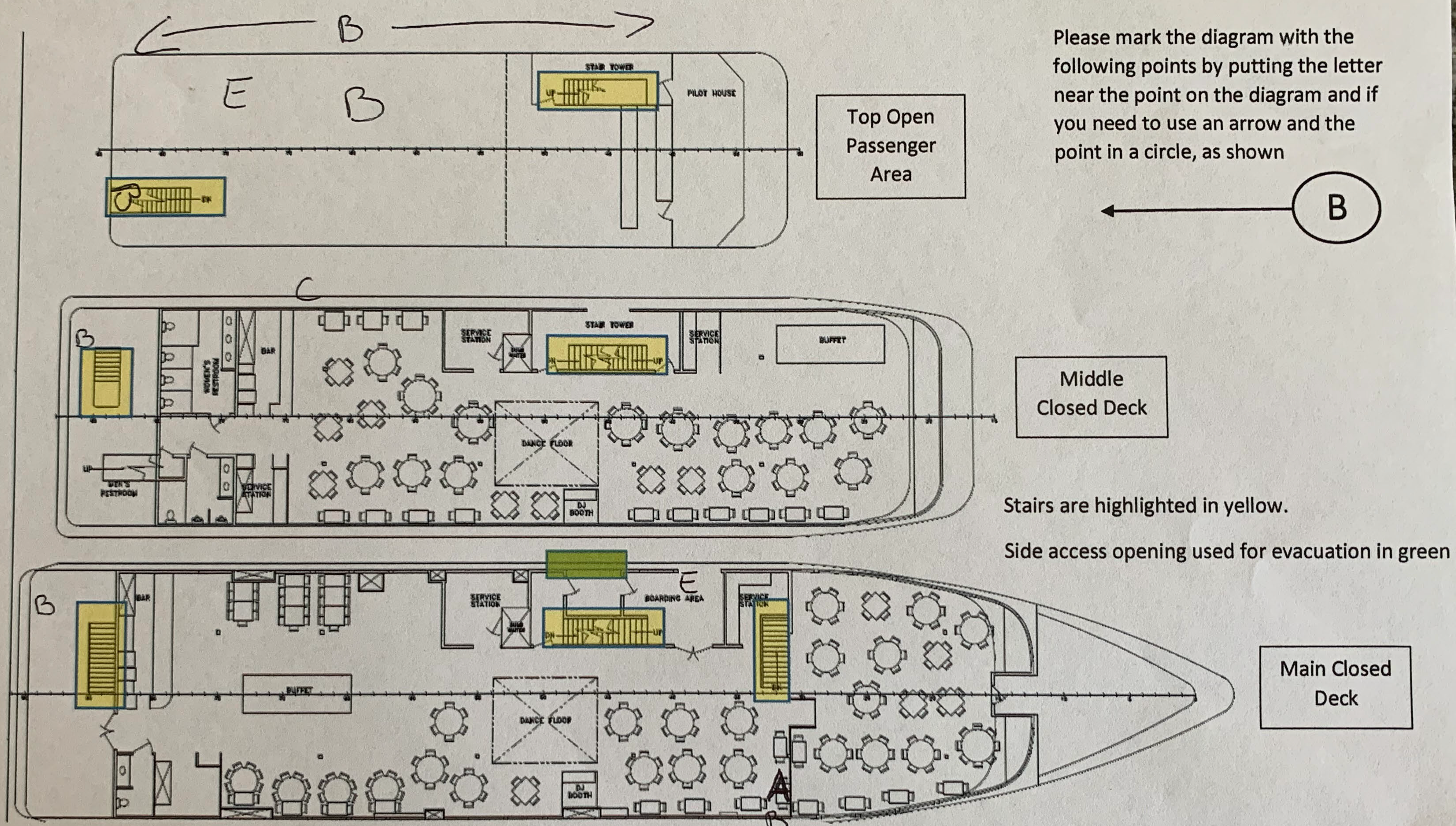
Main Closed Deck

Witness Name: [Redacted]  
 Witness Signature: [Redacted]  
 Date: 7/14/22  
 Please email to: spiritofnorfolk@uscg.mil

- A = Where you were sitting or standing before you were aware of the emergency
- B = Where did you see smoke around the vessel, use multiple "B"s if necessary
- C = Where did you see fire on the vessel, use multiple "C"s if necessary
- D = Where you saw any crew doing firefighting operations, if any.  $\Rightarrow$  None
- E = Where crew were directing safety operations such as conducting evacuation.

# USCG Spirit of Norfolk Fire Investigation

# Passenger Witness Diagram



Witness Name: [Redacted]

Witness Signature: [Redacted]

Date: 7/16/2021

Please email to: [spiritofnorfolk@uscg.mil](mailto:spiritofnorfolk@uscg.mil)

- A = Where you were sitting or standing before you were aware of the emergency
- B = Where did you see smoke around the vessel, use multiple "B"s if necessary
- C = Where did you see fire on the vessel, use multiple "C"s if necessary
- D = Where you saw any crew doing firefighting operations, if any.
- E = Where crew were directing safety operations such as conducting evacuation.