








**Fracture and
leak on the No.
4 CPP Blade.**









No. 4 CPP Blade Fracture.

No. 2 CPP Blade Fracture.



No. 2 CPP Blade; fracture removed via gouging/grinding.



Repairing fracture on No. 2 CPP Blade with nickel-aluminum bronze filler metal.



**Repaired area;
machining the bolt
holes.**



**Installing No.
2 CPP Blade.**



**Reinstalling No. 2
CPP Blade.**



Repaired area of No. 2
CPP Blade.



**Undocking
8/29/22.**

