

EDR Report

File Information	Value
VIN	5YJSA1E48KF [REDACTED]
Retrieval Date	2021/08/24 14:05:31 (UTC)
Retrieval User Comments	
Retrieval Program Information	Tesla EDR Retrieval Program v20.20.1
EDR Report Information	Tesla EDR Reporting Service v21.26.1
Report Date	2021/08/24 14:05:52 (GMT)
Number Of Events	2
Time From Event 1 To 2 (seconds)	N/A
Ignition Cycle At Retrieval	1696

Model S Data Limitations

General Data Limitations

This report represents data from a Tesla Event Data Recorder (EDR). The report was generated using EDR data that was uploaded to the Tesla EDR Report Service at <https://edr.tesla.com>. This service is periodically updated using the most current vehicle information available and report users should always ensure that the report was generated by the most recent version of the Report Service.

The Tesla EDR Retrieval Program and Tesla EDR Report Service are designed for vehicles configured for the North American market region only. Report elements found in this report may not have not been validated for vehicles configured for regions outside of North America.

The EDR is part of the vehicle's Restraints Control Module (RCM). When the EDR senses a crash or crash-like event, it may record a short period of data related to vehicle dynamics and safety systems. This recorded data may assist in understanding the crash or crash-like event. EDR data will only be recorded by a Tesla vehicle if the EDR senses a crash or crash-like event; no data is recorded by the EDR under normal driving conditions.

EDR data should only be used as part of a thorough and competent review of the human, vehicle, and environmental information associated with an event. The data recorded by the EDR has limitations including the number of items recorded, the time period of the recording, the data sampling interval, and the data range and resolution. Additionally, EDR data may be limited by sensor capabilities or the availability of 12 V DC power at the RCM. For these and other potential reasons, the EDR data may not capture an entire event, and the data elements captured may not fully represent all aspects of a given event.

Tesla has made all reasonable efforts to include sufficient information in this report's Data Limitations section to clarify terminology and data elements found in this document to assist the end user in understanding the recorded data. Tesla reserves the right to update, change or modify this information.

Event Data Recorder

An Event Data Recorder is defined as a device or function in a vehicle that records the vehicle's dynamic time-series data during the time period just prior to a crash event (e.g., vehicle speed vs. time) or during a crash event (e.g., delta-V vs. time), intended for retrieval after the crash event. For the purposes of this definition, the event data do not include audio and video data (49 CFR Part 563).

Data Synchronization

Pre-crash and crash data are recorded in discrete intervals and may be asynchronous.

Events

The Model S RCM can store up to two events: Event 1 and Event 2. The conditions for triggering the recording of an event differs depending on event type.

Time Zero

Time Zero, as indicated throughout the event record, is the point where the restraint control algorithm is activated in any sensing direction.

Recording duration

The end of an event is typically the moment at which the cumulative delta-V within a 20ms time period does not change by more than 0.8 km/h or the moment at which the crash detection algorithm of the RCM resets. Some events may lead to the recording of different duration data as provided for by 49 CFR Part 563.

Deployment events

A deployment event may be recorded when the RCM commands the deployment of a device (e.g. airbag, pretensioner, or High Voltage (HV) battery disconnect). Airbag deployment events are always locked in memory and are never overwritten. Pretensioner/HV disconnect only deployments may not be locked and may be overwritten.

Non-deployment events

A non-deployment event may be recorded when the RCM senses a physical occurrence triggering the recording of an event but does not command the deployment of a device (e.g. airbag, pretensioner, High Voltage (HV) battery disconnect). A non-deployment event is recorded if one of the two event memory locations is available (not locked). Non-deployment events are not locked in memory. A non-deployment event is overwritten by another non-deployment event or a deployment event.

Data polarity

Where applicable, the data in this report follows the polarity conventions found in SAE J1733 and J211. For example, forward longitudinal acceleration and resultant delta-V are positive and left-to-right lateral acceleration and resultant delta-V are positive. Positive roll angle is rotation about the vehicle's longitudinal axis using the right hand rule (clockwise vehicle roll when viewed from the rear of the vehicle). Positive steering wheel angle is clockwise rotation of the steering wheel (steering to the right from straight). Positive yaw rate is when the vehicle (seen from above) is rotating clockwise around the z-axis.

Signal Not Available (SNA)

Signal Not Available (SNA) indicates a data element which is not available due to a fault or network communication disruption with the sensor that supplies the data to the EDR.

Data Element Definitions

Vehicle Identification Number (VIN)

The Vehicle Identification Number (VIN) is stored in the RCM when it is installed at the Tesla Fremont Factory or by Tesla Service. The last 6 digits of the VIN can be anonymized by selecting the "Save without VIN sequence number" option in the Tesla EDR Retrieval Program.

Number Of Events

The Number Of Events represents the total number of events that are stored in the RCM memory. The maximum number of events that can be recorded is two.

Time From Event 1 to 2 (seconds)

The Time From Event 1 to 2 is the amount of time elapsed between the Time Zero of two linked events (if applicable). Linked events must occur within 5 seconds and in the same ignition cycle. Non-linked events will report "N/A" in the Time From Event 1 to 2 value. The value is reported to the nearest fully elapsed 0.1 seconds.

Retrieval Date

The Retrieval Date is the calendar date and time when the data was retrieved from the RCM. This date and time is sourced from the computer that was used to retrieve the data. This is not the date and time of an event.

Retrieval User Comments

The Retrieval User Comments is an open field that can be used by the Tesla EDR Retrieval operator to record text comments at the time of retrieval.

Retrieval Program Information

The Retrieval Program Information is the version number of the Tesla EDR Retrieval Program that was used to retrieve the EDR data from the RCM.

EDR Report Information

The EDR Report Information identifies the version of the Tesla EDR Report Service.

Report Date

Report Date is the calendar date when the online Tesla EDR Report Service was used to generate the report. The source of this data element is the Tesla server.

Ignition Cycle At Retrieval

The Ignition Cycle At Retrieval is the number of times that the RCM had been powered on as reported at the time that the Tesla EDR Retrieval Program was used to retrieve the data from the RCM. The maximum value for ignition cycles is over 4 billion.

Maximum Delta-V, Longitudinal/Lateral (km/h)

The Maximum Delta-V, Longitudinal/Lateral is the maximum magnitude of the recorded delta-V during the event. The value is truncated at whole kilometer per hour resolution. The range for Maximum Delta-V is -100 km/h to +100 km/h. The source of the data is the internal calculation (integration) of the sensor data inside of the RCM.

Time to Maximum Delta-V, Longitudinal/Lateral (ms)

The Time to Maximum Delta-V, Longitudinal/Lateral is the time from Time Zero to the maximum magnitude of the recorded delta-V during the event. The maximum value is 300 ms and the value is reported to the nearest millisecond.

Time to Maximum Delta-V, Resultant (ms)

The Time to Maximum Delta-V, Resultant is the time from Time Zero to the calculated maximum resultant of the longitudinal and lateral delta-V components. The maximum value is 300 ms and the value is reported to the nearest millisecond.

Longitudinal Acceleration Sensor Clipping

The Longitudinal Acceleration Sensor Clipping data element indicates the first data point (in time) at which the maximum range of the longitudinal (x) accelerometer was exceeded. In this case, the actual acceleration (and calculated delta-v) of the vehicle may be more than the reported value. Only the first instance of sensor clipping is reported.

Lateral Acceleration Sensor Clipping

The Lateral Acceleration Sensor Clipping data element indicates the first data point (in time) at which the maximum range of the lateral (y) accelerometer was exceeded. In this case, the actual acceleration (and calculated delta-v) of the vehicle may be more than the reported value. Only the first instance of sensor clipping is reported.

Ignition Cycle At Event

The Ignition Cycle At Event is the number of times that the RCM had been powered on as reported at Time Zero. The maximum value for ignition cycles is over 4 billion.

Ignition Cycle Runtime

Ignition Cycle Runtime is the total cumulated time from when the RCM was powered on to Time Zero for a given event. The maximum value of Ignition Cycle Runtime is over 70 million minutes and the resolution is 0.1 minutes.

Odometer At Event Time Zero

Odometer At Event Time Zero is the value of the vehicle's lifetime mileage accumulation at Time Zero. The maximum value for this data element is over 1 million kilometers and the resolution is 0.1 kilometers.

Airbag Warning Lamp Status

Airbag Warning Lamp Status indicates the commanded state of the warning lamp as "on" or "off" within approximately the last second before Time Zero.

ABS Warning Indicator Status

ABS Warning Indicator Status indicates the commanded state of the warning lamp as "on" or "off" within approximately the last second before Time Zero.

Vehicle Drive Mode

Vehicle Drive Mode is the status of the vehicle's powertrain setting within approximately the last second before Time Zero. Possible values for this data element include Park, Reverse, Neutral and Drive.

Driver/Passenger Safety Belt Status

The Driver/Passenger Safety Belt Status is the recorded status of the safety belt at the time of the event. This data element is recorded one second before Time Zero.

Passenger Airbag Suppression Switch Status

The Passenger Airbag Suppression Switch Status represents the user selected status of the front passenger airbag system at one second prior to Time Zero. This switch is accessible using the vehicle's user interface. A "on" status indicates that the user has manually activated the front passenger airbag system. A "off" status indicates that the user has manually deactivated the front passenger airbag system. A "auto" status indicates that the vehicle has automatically activated or deactivated the front passenger airbag system based on the occupant classification system. In some regions, a "on" status may be reported but the option was not provided to user via the user interface (always "on" systems).

Occupant Classification In Front Passenger Seat

The Occupant Classification data element indicates the detected occupant type in the front passenger seat. Values include: Empty, Child, Small Adult, Large Adult, or Not Configured.

Driver Seat Position

Driver Seat Position indicates the recorded seat track position of the driver seat. The possible values are Rearward and Forward.

Rear occupant seat status

The Model S may record data associated with the second row seat occupancy and seat belt status. Seat occupancy status may not identify small occupants or child seats. The possible values for occupancy status include: Not Occupied or Occupied, or Not Available. The possible values for rear occupant seat belt status are Buckled, Not Buckled, or Not Available.

Driver Airbag Deployment 2nd Stage Disposal

This data element indicates if the driver airbag second stage was commanded to deploy (either for occupant restraint or propellant disposal purposes).

Right Front Passenger Airbag Deployment 2nd Stage Disposal

This data element indicates if the passenger airbag second stage was commanded to deploy (either for occupant restraint or propellant disposal purposes).

Complete File Recorded

Complete File Recorded indicates whether or not the complete data set available to the EDR was successfully recorded.

Deployment Summary

The Deployment Summary table indicates which of the deployable safety devices (if any) were commanded to deploy and at what time (relative to the event Time Zero). The possible values for the status of each device is "Deployment Commanded" or "Deployment Not Commanded". The deployment commanded time is to the nearest millisecond.

Time Series Data

All time references are based on the event definition of Time Zero.

Vehicle Speed

Vehicle Speed is calculated using the four wheel speed signals as well as inertial acceleration measurements. This speed will be reported either in kilometers per hour or miles per hour, depending on vehicle configuration. The minimum value for vehicle speed is 0 and the maximum value is greater than 200 km/h (124 mph). The resolution of Vehicle Speed is to the nearest kilometer per hour or mile per hour, depending on vehicle configuration.

Accelerator Pedal (%)

Accelerator Pedal (%) is the percent of full application of the accelerator pedal. The resolution of Accelerator Pedal (%) is to the nearest percent.

Rear Motor Speed (rpm)

Rear Motor Speed is the rate of rotation of the rear drive motor. The maximum value for Rear Motor Speed is 17,900 rpm (revolutions per minute). The resolution of Rear Motor Speed is to the nearest 1 rpm. Positive RPM values indicate that the vehicle motor is rotating negatively about the vehicle's lateral (y) axis, which provides forward motive force.

Service Brake

Service Brake indicates the status of the driver's application of the brake pedal as reported by the brake booster. The possible values for Service Brake are "On" (pedal being applied by driver) and "Off" (pedal not being applied by driver).

Stability Control

Stability Control is the status of the Electronic Stability Control system (ESC). The possible values are "On" (meaning the ESC was enabled but not active), "Off" (meaning the ESC was turned off), and "Engaged" (meaning that the ESC was active).

ABS Activity

ABS Activity is the status of the Anti-lock Braking System (ABS). The possible values are "On" (meaning the ABS was active) and "Off" (meaning the ABS was not active). Active ABS status does not necessarily indicate that the ABS control unit was actively modulating braking at one or more wheels.

Steering Wheel Angle (deg)

Steering Wheel Angle represents the measured rotational angle of the steering wheel. The range of Steering Wheel Angle data is -819 deg to +819 deg. The steering wheel angle value is truncated to the nearest whole degree. Data is recorded for 5 seconds prior to Time Zero every 0.1 seconds.

Lateral/Longitudinal Pre-Crash Acceleration

Lateral and Longitudinal Pre-Crash Acceleration data is the measured physical acceleration of the vehicle as measured at the RCM during the 5 seconds prior to (and including) Time Zero.

Roll/Yaw Rate Pre-Crash Data

Roll and Yaw Rate Pre-Crash data is the measured angular velocity of the RCM for the 5 seconds prior to (and including) Time Zero. The resolution of this data element is to the nearest 0.1 degrees/second and the samples are recorded every 0.1 seconds.

Longitudinal/Lateral Delta-V data

Longitudinal and Lateral Time Series Delta-V Data indicates the change in velocity of the vehicle. The source of the data is the internal calculation (integration) of the sensor data inside of the RCM. The value is truncated at whole kilometer per hour resolution and the data is reported every 10 ms after Time Zero. The range for delta-V data is -100 km/h to +100 km/h.

Longitudinal/Lateral Time Series Acceleration data

Longitudinal and Lateral Time Series Acceleration Data indicates the measured physical acceleration of the vehicle. The source of the data is the accelerometers located inside the RCM. The resolution of acceleration data is 0.8 g and the data is reported every 0.5 ms after Time Zero. The range of acceleration data is -96 g to +96 g.

Lateral/Longitudinal/Normal Pre-Crash Acceleration data

Lateral, Longitudinal and Normal Pre-Crash Acceleration data is the measured physical acceleration of the vehicle as measured at the RCM. The resolution of acceleration data is 0.04 g and the data is reported every 100 ms 5 seconds prior to (and including) Time Zero. The range of acceleration data is -5 g to +5 g.

Roll Angle

Roll Angle indicates the vehicle roll angle at a specific time before and/or after Time Zero. The source of the data is the internal calculation (integration) of the sensor data inside of the RCM. The recording time for Roll Angle Data is 1 second before and 5 seconds after Time Zero and is sampled every 100 ms. The range of roll angle data is -1,270 deg to +1,270 deg and the resolution of roll angle data is to the nearest 10 deg.

Serial Numbers

Serial numbers are the sensor identification numbers that are stored in the RCM. These values are stored when the RCM is powered up (each ignition cycle).

Hexadecimal Data

The Hexadecimal Data found in this report represents the original, raw data and identifying information retrieved from the RCM accessed to ultimately generate this report. The binary data is represented in hexadecimal format as a matter of convenience. While it represents all the raw data retrieved from the subject RCM not all of that raw data may be used in a given report or application.

Event 1 Data Record

Data Element	Value
Maximum Delta-V, Longitudinal (km/h)	0
Time To Maximum Delta-V, Longitudinal (ms)	0.0
Maximum Delta-V, Lateral (km/h)	3
Time To Maximum Delta-V, Lateral (ms)	257.5
Time To Maximum Delta-V, Resultant (ms)	257.5
Longitudinal Acceleration Sensor Clipping (ms)	N/A
Lateral Acceleration Sensor Clipping (ms)	N/A
Ignition Cycle At Event	1694
Ignition Cycle Runtime (minutes)	18.9
Odometer At Event Time Zero (km)	
Airbag Warning Lamp Status	SNA
ABS Warning Indicator Status	SNA
Driver Safety Belt Status	None
Passenger Safety Belt Status	None
Occupant Classification Status In Front Passenger Seat	SNA
Driver Seat Track Position	SNA
Passenger Airbag Suppression Switch Status	Not Configured
Vehicle Drive Mode	SNA
Driver Airbag Deployment 2nd Stage Disposal	No
Right Front Passenger Airbag Deployment 2nd Stage Disposal	No
Complete File Recorded	Yes

Deployment Summary (Event 1)

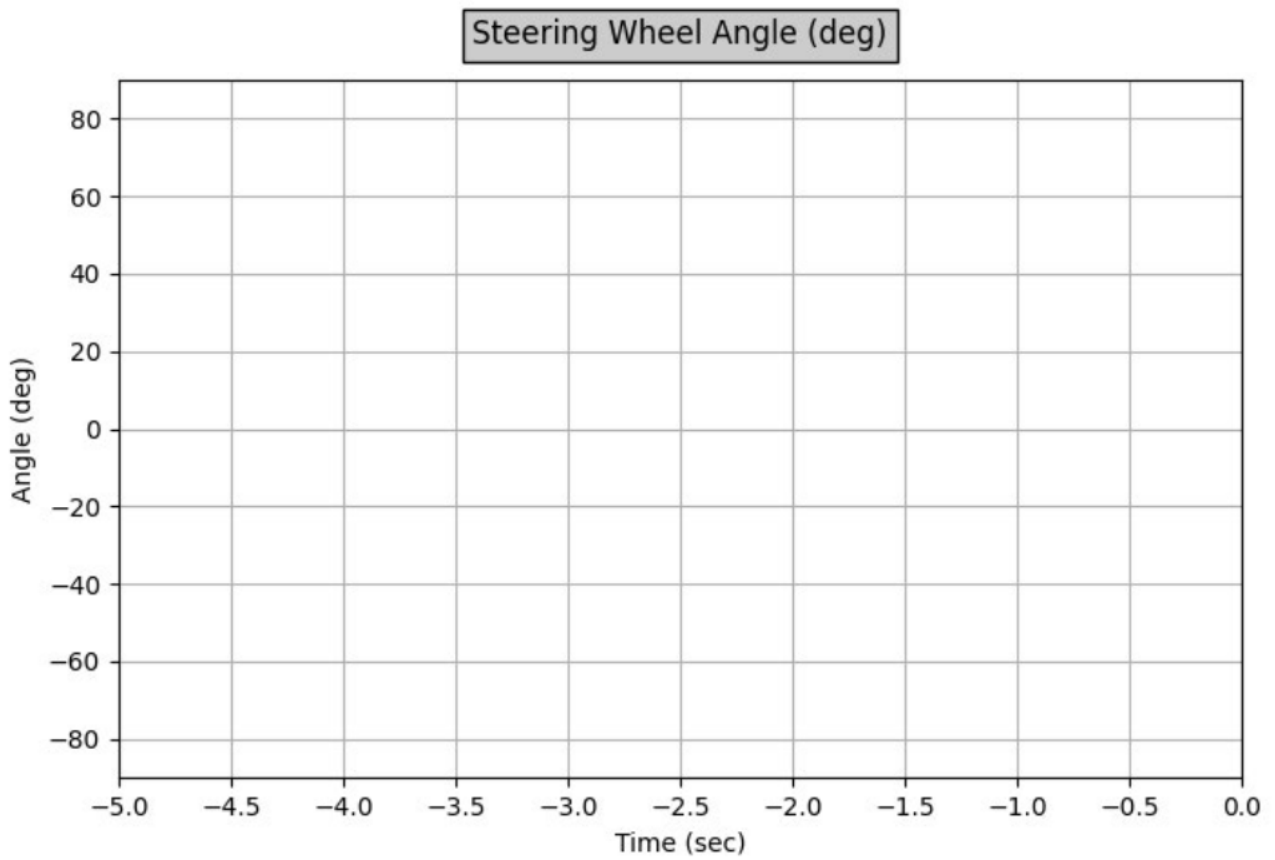
Device	Status	Deployment Command Time (ms)
Driver Front Airbag Stage 1	Deployment Not Commanded	
Driver Front Airbag Stage 2	Deployment Not Commanded	
Passenger Front Airbag Stage 1	Deployment Not Commanded	
Passenger Front Airbag Stage 2	Deployment Not Commanded	
Driver Side Seat Airbag	Deployment Not Commanded	
Inflatable Curtain Airbag Left	Deployment Commanded	0
1st Row Left Outboard Lap Pre-tensioner	Deployment Commanded	0
Passenger Side Seat Airbag	Deployment Not Commanded	
Inflatable Curtain Airbag Right	Deployment Commanded	0
1st Row Right Outboard Lap Pre-tensioner	Deployment Commanded	0
Driver Knee Airbag	Deployment Not Commanded	
Front Passenger Knee Airbag	Deployment Not Commanded	
1st Row Left Retractor Pre-tensioner	Deployment Commanded	0
1st Row Right Retractor Pre-tensioner	Deployment Commanded	0
HV Disconnect Pyro	Deployment Commanded	0

Event Data (Event 1)

Time (sec)	Service Brake	Stability Control	ABS Activity
-5.0	SNA	SNA	Off
-4.8	SNA	SNA	Engaged
-4.6	SNA	SNA	Engaged
-4.4	SNA	SNA	Engaged
-4.2	SNA	SNA	Engaged
-4.0	SNA	SNA	Engaged
-3.8	SNA	SNA	Engaged
-3.6	SNA	SNA	Engaged
-3.4	SNA	SNA	Engaged
-3.2	SNA	SNA	Engaged
-3.0	SNA	SNA	Engaged
-2.8	SNA	SNA	Engaged
-2.6	SNA	SNA	Engaged
-2.4	SNA	SNA	Engaged
-2.2	SNA	SNA	Engaged
-2.0	SNA	SNA	Engaged
-1.8	SNA	SNA	Engaged
-1.6	SNA	SNA	Engaged
-1.4	SNA	SNA	Engaged
-1.2	SNA	SNA	Engaged
-1.0	SNA	SNA	Engaged
-0.8	SNA	SNA	Engaged
-0.6	SNA	SNA	Engaged
-0.4	SNA	SNA	Engaged
-0.2	SNA	SNA	Engaged
0.0	SNA	SNA	Engaged

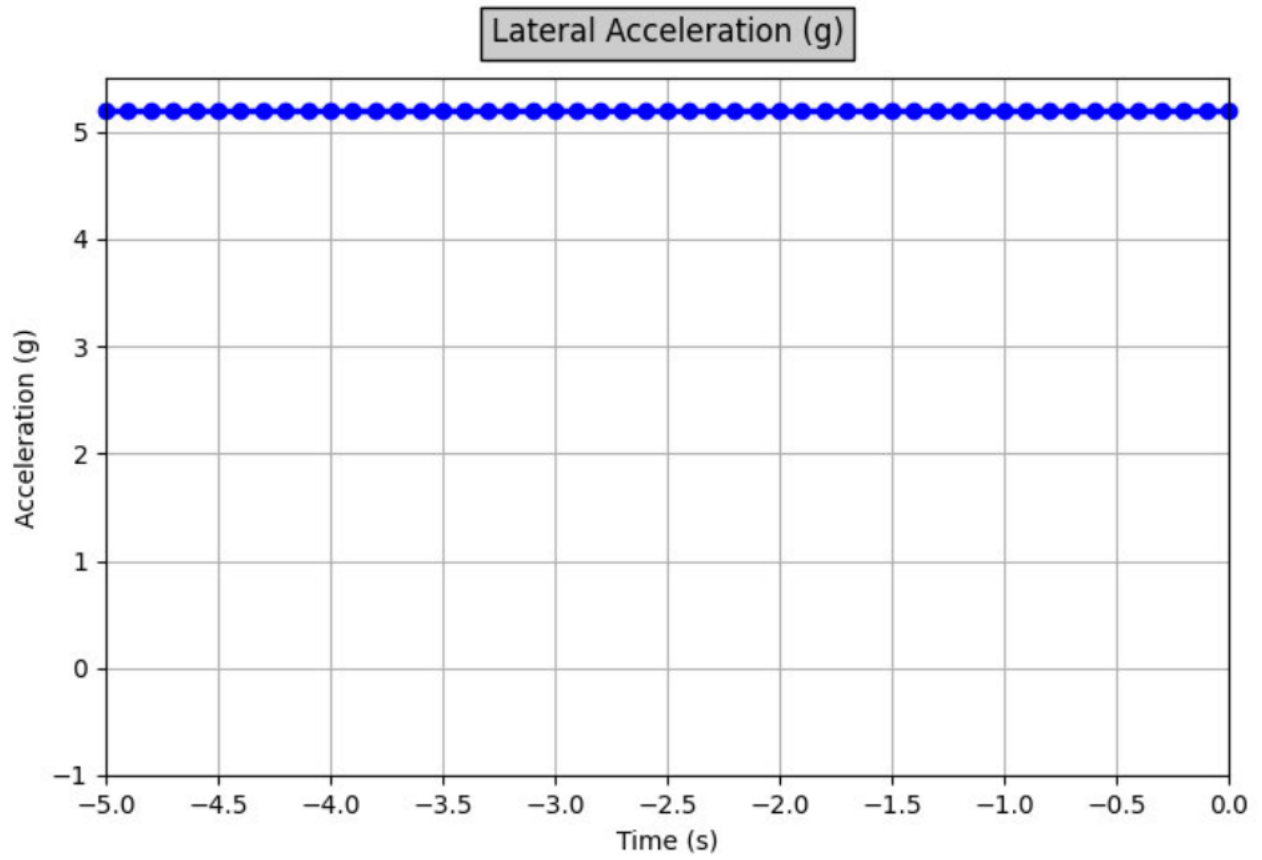
Time (sec)	Vehicle Speed (mi/h)	Accelerator Pedal (%)	Rear Motor Speed (rpm)
-5.0	SNA	SNA	SNA
-4.8	SNA	SNA	SNA
-4.6	SNA	SNA	SNA
-4.4	SNA	SNA	SNA
-4.2	SNA	SNA	SNA
-4.0	SNA	SNA	SNA
-3.8	SNA	SNA	SNA
-3.6	SNA	SNA	SNA
-3.4	SNA	SNA	SNA
-3.2	SNA	SNA	SNA
-3.0	SNA	SNA	SNA
-2.8	SNA	SNA	SNA
-2.6	SNA	SNA	SNA
-2.4	SNA	SNA	SNA
-2.2	SNA	SNA	SNA
-2.0	SNA	SNA	SNA
-1.8	SNA	SNA	SNA
-1.6	SNA	SNA	SNA
-1.4	SNA	SNA	SNA
-1.2	SNA	SNA	SNA
-1.0	SNA	SNA	SNA
-0.8	SNA	SNA	SNA
-0.6	SNA	SNA	SNA
-0.4	SNA	SNA	SNA
-0.2	SNA	SNA	SNA
0.0	SNA	SNA	SNA

Steering Wheel Angle (Event 1)



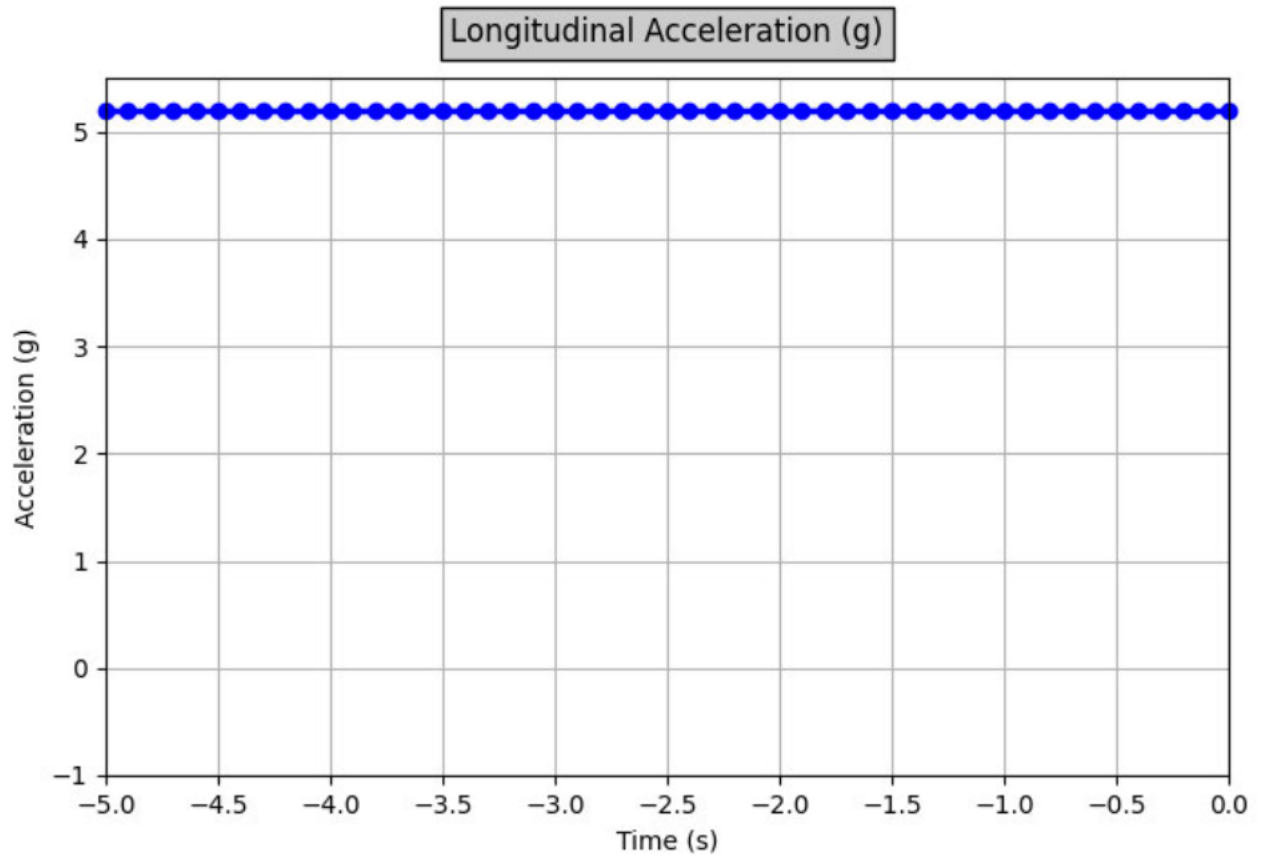
Time (sec)	Angle (deg)	Time (sec)	Angle (deg)
-5.0	SNA	-2.4	SNA
-4.8	SNA	-2.2	SNA
-4.6	SNA	-2.0	SNA
-4.4	SNA	-1.8	SNA
-4.2	SNA	-1.6	SNA
-4.0	SNA	-1.4	SNA
-3.8	SNA	-1.2	SNA
-3.6	SNA	-1.0	SNA
-3.4	SNA	-0.8	SNA
-3.2	SNA	-0.6	SNA
-3.0	SNA	-0.4	SNA
-2.8	SNA	-0.2	SNA
-2.6	SNA	0.0	SNA

Lateral Pre-Crash Acceleration (Event 1)



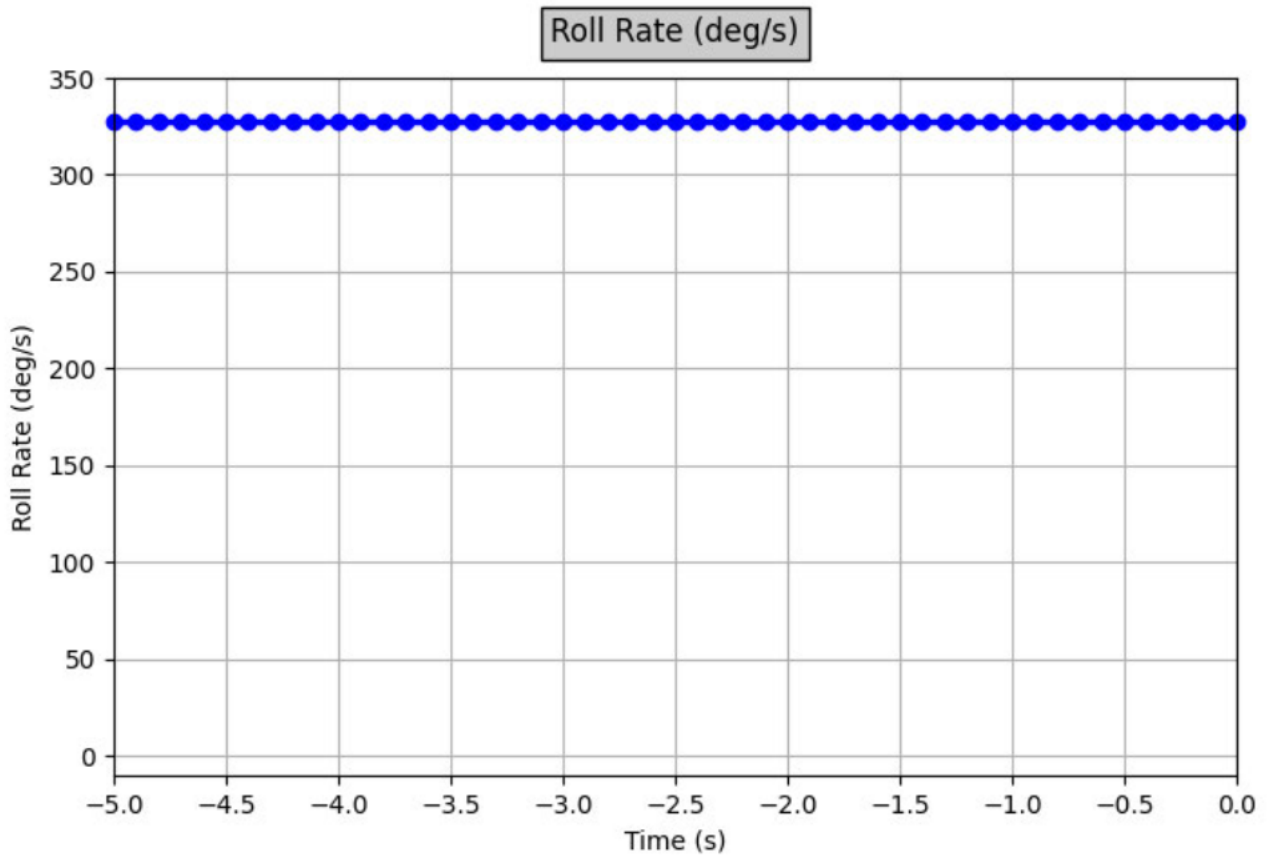
Time (s)	Acceleration (g)	Time (s)	Acceleration (g)	Time (s)	Acceleration (g)
-5.0	5.2	-3.3	5.2	-1.6	5.2
-4.9	5.2	-3.2	5.2	-1.5	5.2
-4.8	5.2	-3.1	5.2	-1.4	5.2
-4.7	5.2	-3.0	5.2	-1.3	5.2
-4.6	5.2	-2.9	5.2	-1.2	5.2
-4.5	5.2	-2.8	5.2	-1.1	5.2
-4.4	5.2	-2.7	5.2	-1.0	5.2
-4.3	5.2	-2.6	5.2	-0.9	5.2
-4.2	5.2	-2.5	5.2	-0.8	5.2
-4.1	5.2	-2.4	5.2	-0.7	5.2
-4.0	5.2	-2.3	5.2	-0.6	5.2
-3.9	5.2	-2.2	5.2	-0.5	5.2
-3.8	5.2	-2.1	5.2	-0.4	5.2
-3.7	5.2	-2.0	5.2	-0.3	5.2
-3.6	5.2	-1.9	5.2	-0.2	5.2
-3.5	5.2	-1.8	5.2	-0.1	5.2
-3.4	5.2	-1.7	5.2	0.0	5.2

Longitudinal Pre-Crash Acceleration (Event 1)



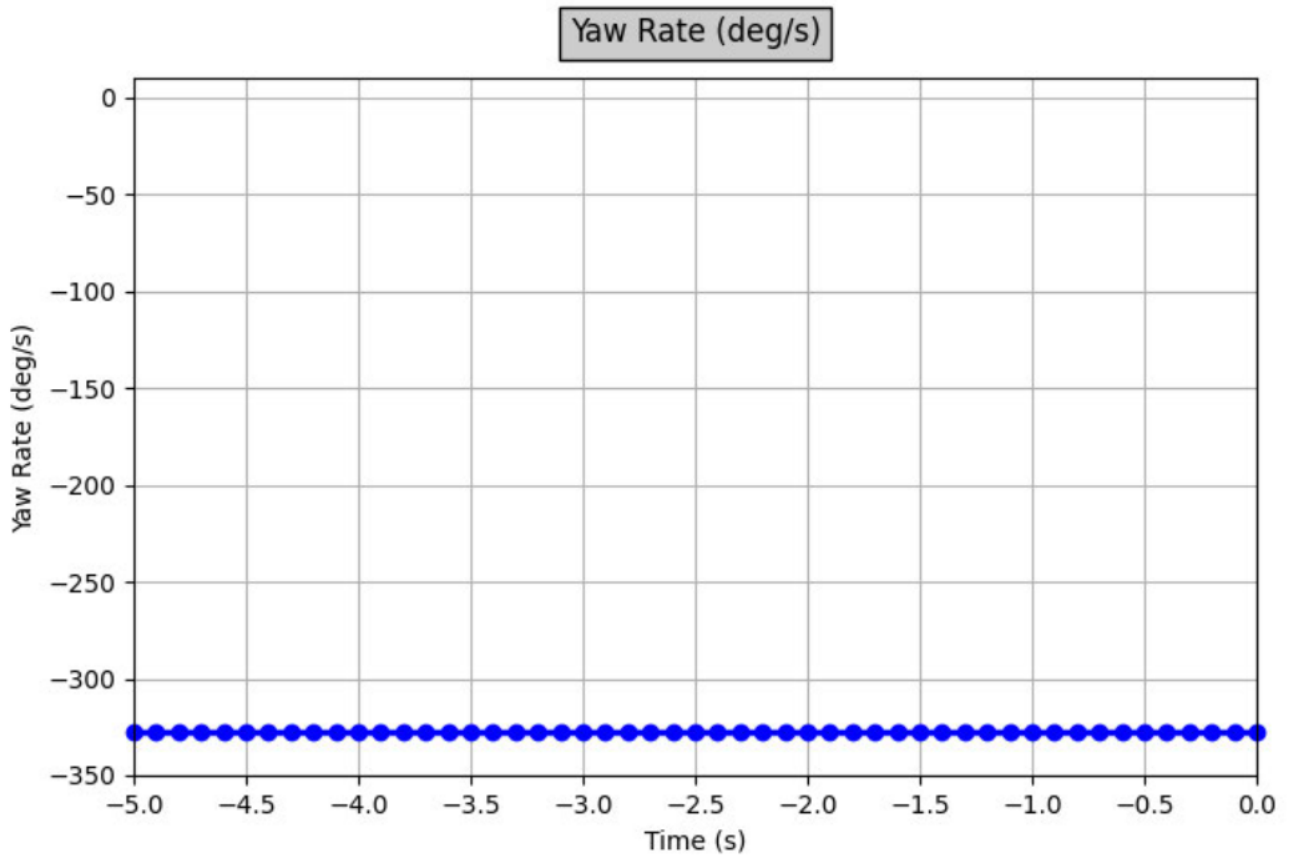
Time (s)	Acceleration (g)	Time (s)	Acceleration (g)	Time (s)	Acceleration (g)
-5.0	5.2	-3.3	5.2	-1.6	5.2
-4.9	5.2	-3.2	5.2	-1.5	5.2
-4.8	5.2	-3.1	5.2	-1.4	5.2
-4.7	5.2	-3.0	5.2	-1.3	5.2
-4.6	5.2	-2.9	5.2	-1.2	5.2
-4.5	5.2	-2.8	5.2	-1.1	5.2
-4.4	5.2	-2.7	5.2	-1.0	5.2
-4.3	5.2	-2.6	5.2	-0.9	5.2
-4.2	5.2	-2.5	5.2	-0.8	5.2
-4.1	5.2	-2.4	5.2	-0.7	5.2
-4.0	5.2	-2.3	5.2	-0.6	5.2
-3.9	5.2	-2.2	5.2	-0.5	5.2
-3.8	5.2	-2.1	5.2	-0.4	5.2
-3.7	5.2	-2.0	5.2	-0.3	5.2
-3.6	5.2	-1.9	5.2	-0.2	5.2
-3.5	5.2	-1.8	5.2	-0.1	5.2
-3.4	5.2	-1.7	5.2	0.0	5.2

Roll Rate Pre-Crash Data (Event 1)



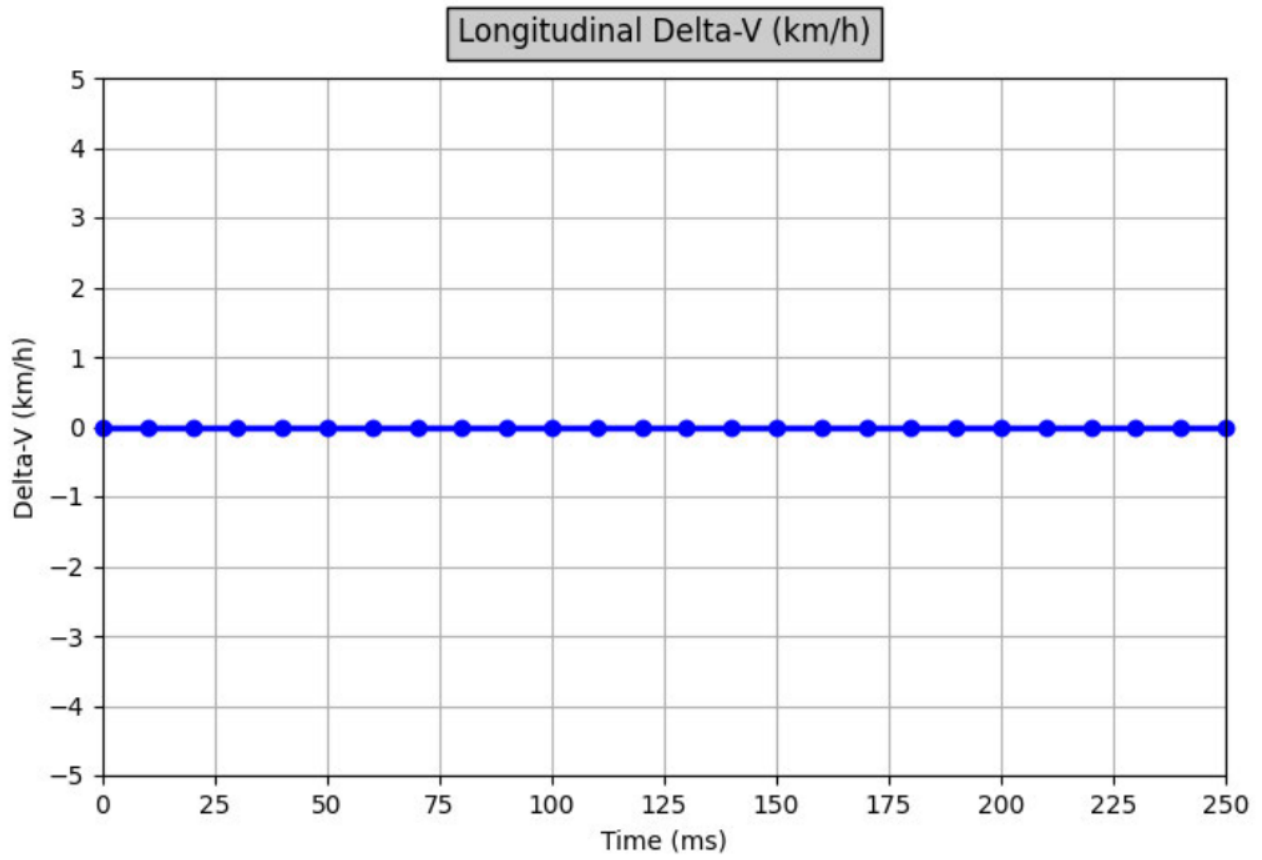
Time (s)	Roll Rate (deg/s)	Time (s)	Roll Rate (deg/s)	Time (s)	Roll Rate (deg/s)
-5.0	327.7	-3.3	327.7	-1.6	327.7
-4.9	327.7	-3.2	327.7	-1.5	327.7
-4.8	327.7	-3.1	327.7	-1.4	327.7
-4.7	327.7	-3.0	327.7	-1.3	327.7
-4.6	327.7	-2.9	327.7	-1.2	327.7
-4.5	327.7	-2.8	327.7	-1.1	327.7
-4.4	327.7	-2.7	327.7	-1.0	327.7
-4.3	327.7	-2.6	327.7	-0.9	327.7
-4.2	327.7	-2.5	327.7	-0.8	327.7
-4.1	327.7	-2.4	327.7	-0.7	327.7
-4.0	327.7	-2.3	327.7	-0.6	327.7
-3.9	327.7	-2.2	327.7	-0.5	327.7
-3.8	327.7	-2.1	327.7	-0.4	327.7
-3.7	327.7	-2.0	327.7	-0.3	327.7
-3.6	327.7	-1.9	327.7	-0.2	327.7
-3.5	327.7	-1.8	327.7	-0.1	327.7
-3.4	327.7	-1.7	327.7	0.0	327.7

Yaw Rate Pre-Crash Data (Event 1)



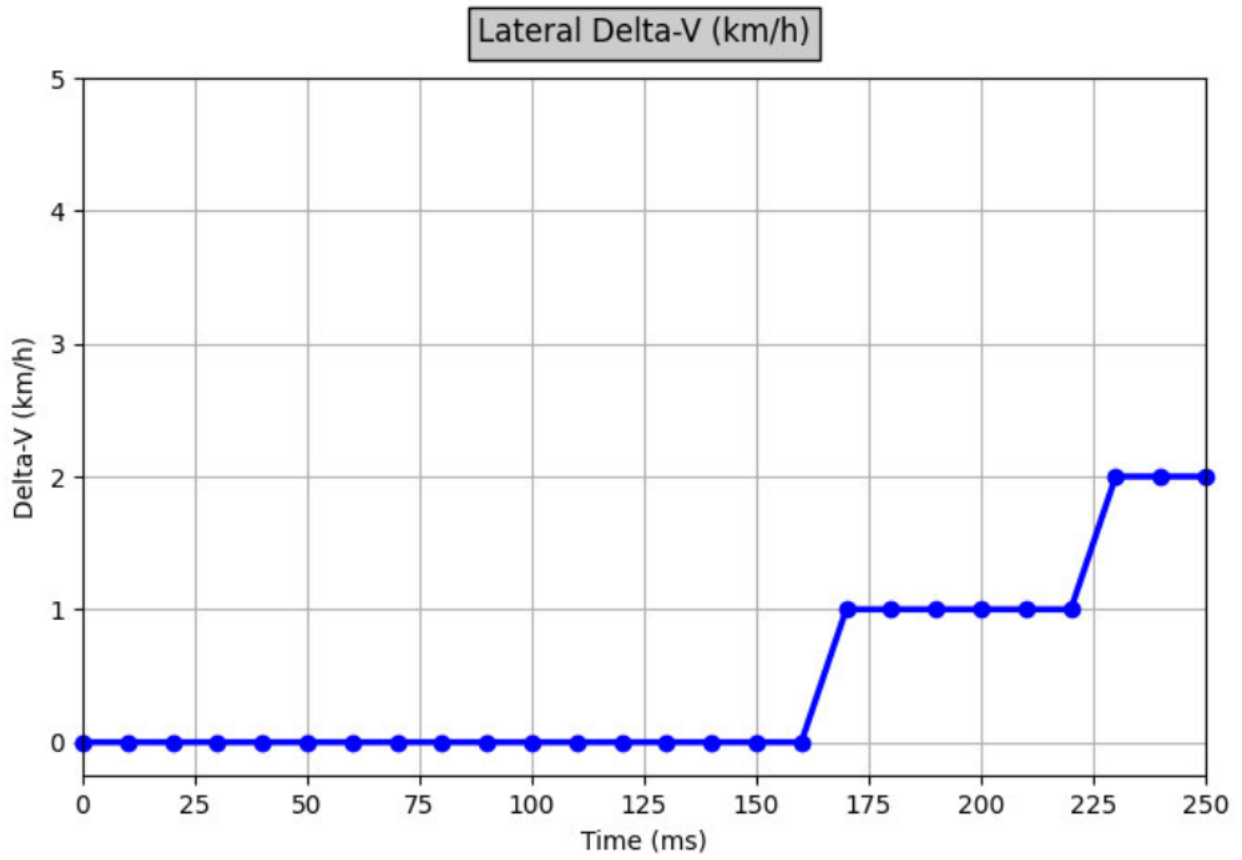
Time (s)	Yaw Rate (deg/s)	Time (s)	Yaw Rate (deg/s)	Time (s)	Yaw Rate (deg/s)
-5.0	-327.7	-3.3	-327.7	-1.6	-327.7
-4.9	-327.7	-3.2	-327.7	-1.5	-327.7
-4.8	-327.7	-3.1	-327.7	-1.4	-327.7
-4.7	-327.7	-3.0	-327.7	-1.3	-327.7
-4.6	-327.7	-2.9	-327.7	-1.2	-327.7
-4.5	-327.7	-2.8	-327.7	-1.1	-327.7
-4.4	-327.7	-2.7	-327.7	-1.0	-327.7
-4.3	-327.7	-2.6	-327.7	-0.9	-327.7
-4.2	-327.7	-2.5	-327.7	-0.8	-327.7
-4.1	-327.7	-2.4	-327.7	-0.7	-327.7
-4.0	-327.7	-2.3	-327.7	-0.6	-327.7
-3.9	-327.7	-2.2	-327.7	-0.5	-327.7
-3.8	-327.7	-2.1	-327.7	-0.4	-327.7
-3.7	-327.7	-2.0	-327.7	-0.3	-327.7
-3.6	-327.7	-1.9	-327.7	-0.2	-327.7
-3.5	-327.7	-1.8	-327.7	-0.1	-327.7
-3.4	-327.7	-1.7	-327.7	0.0	-327.7

Longitudinal Delta-V (Event 1)



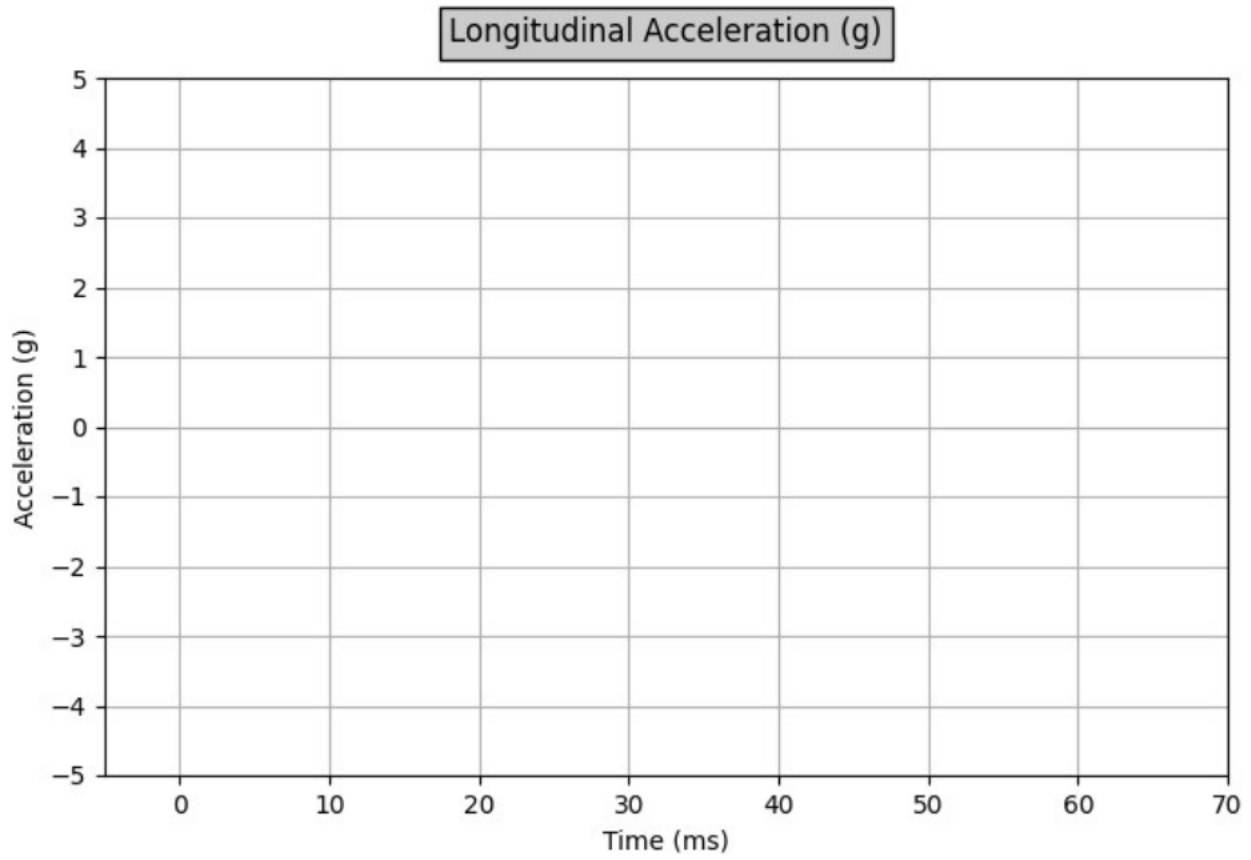
Time (ms)	Delta-V (km/h)	Time (ms)	Delta-V (km/h)
0	0	130	0
10	0	140	0
20	0	150	0
30	0	160	0
40	0	170	0
50	0	180	0
60	0	190	0
70	0	200	0
80	0	210	0
90	0	220	0
100	0	230	0
110	0	240	0
120	0	250	0

Lateral Delta-V (Event 1)



Time (ms)	Delta-V (km/h)	Time (ms)	Delta-V (km/h)
0	0	130	0
10	0	140	0
20	0	150	0
30	0	160	0
40	0	170	1
50	0	180	1
60	0	190	1
70	0	200	1
80	0	210	1
90	0	220	1
100	0	230	2
110	0	240	2
120	0	250	2

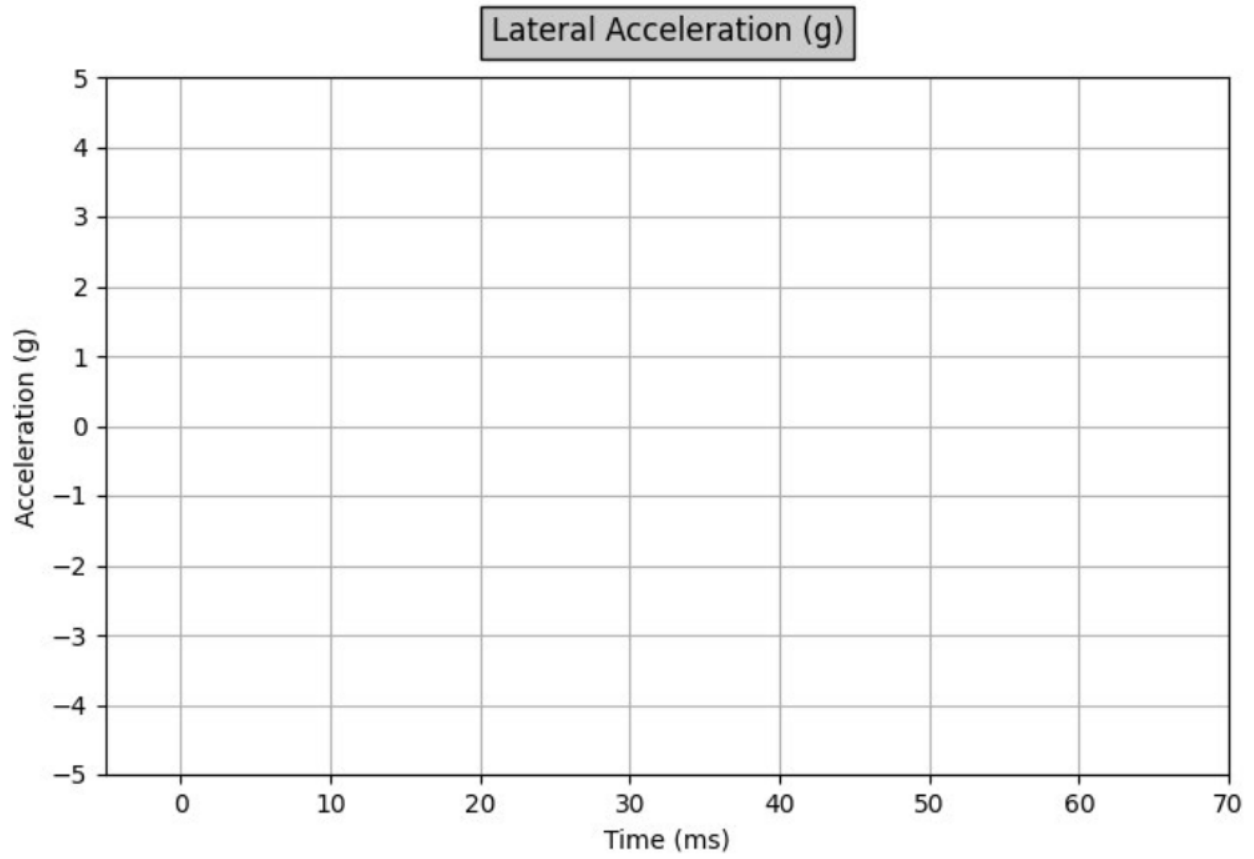
Longitudinal Acceleration (Event 1)



Longitudinal Acceleration Values (Event 1)

Time (ms)	Acceleration (g)	Time (ms)	Acceleration (g)	Time (ms)	Acceleration (g)	Time (ms)	Acceleration (g)
-5.0		17.0		39.0		61.0	
-4.5		17.5		39.5		61.5	
-4.0		18.0		40.0		62.0	
-3.5		18.5		40.5		62.5	
-3.0		19.0		41.0		63.0	
-2.5		19.5		41.5		63.5	
-2.0		20.0		42.0		64.0	
-1.5		20.5		42.5		64.5	
-1.0		21.0		43.0		65.0	
-0.5		21.5		43.5		65.5	
0.0		22.0		44.0		66.0	
0.5		22.5		44.5		66.5	
1.0		23.0		45.0		67.0	
1.5		23.5		45.5		67.5	
2.0		24.0		46.0		68.0	
2.5		24.5		46.5		68.5	
3.0		25.0		47.0		69.0	
3.5		25.5		47.5		69.5	
4.0		26.0		48.0		70.0	
4.5		26.5		48.5			
5.0		27.0		49.0			
5.5		27.5		49.5			
6.0		28.0		50.0			
6.5		28.5		50.5			
7.0		29.0		51.0			
7.5		29.5		51.5			
8.0		30.0		52.0			
8.5		30.5		52.5			
9.0		31.0		53.0			
9.5		31.5		53.5			
10.0		32.0		54.0			
10.5		32.5		54.5			
11.0		33.0		55.0			
11.5		33.5		55.5			
12.0		34.0		56.0			
12.5		34.5		56.5			
13.0		35.0		57.0			
13.5		35.5		57.5			
14.0		36.0		58.0			
14.5		36.5		58.5			
15.0		37.0		59.0			
15.5		37.5		59.5			
16.0		38.0		60.0			
16.5		38.5		60.5			

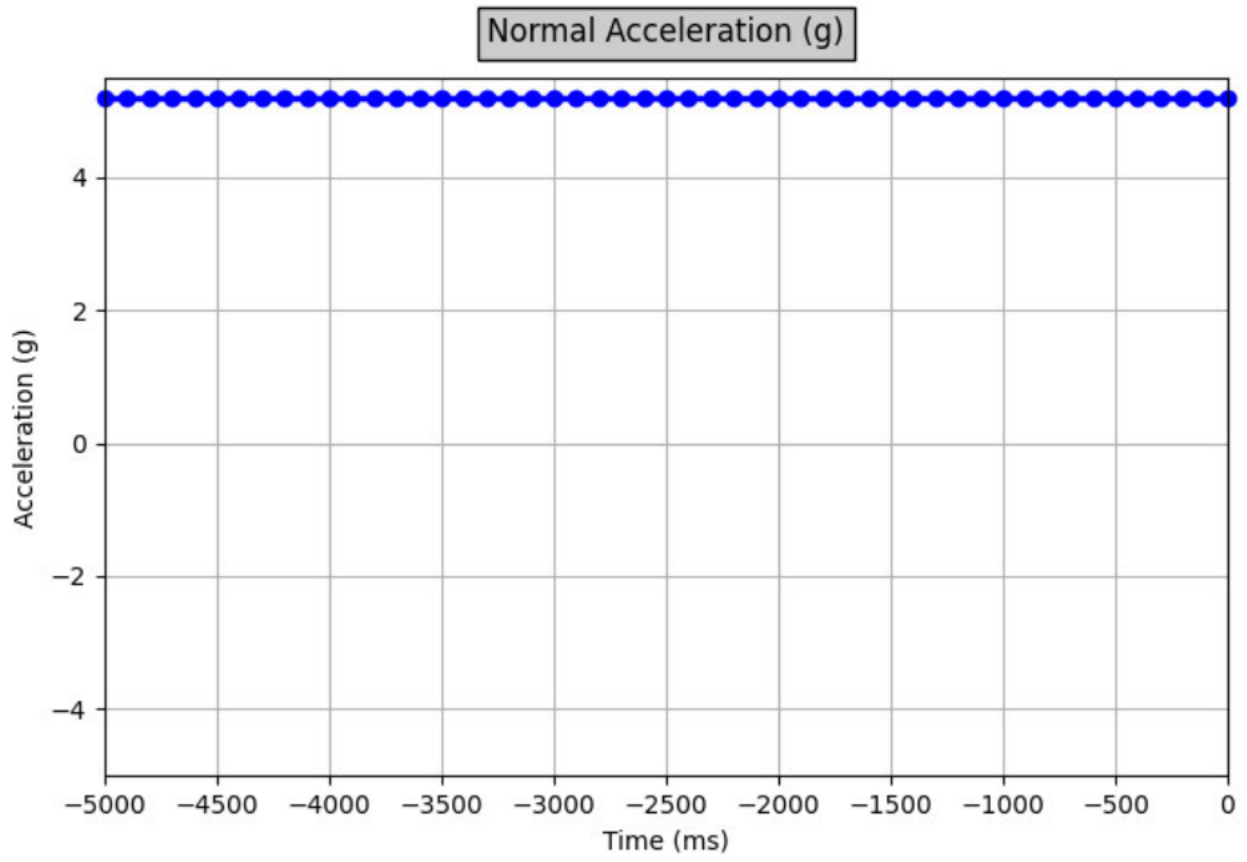
Lateral Acceleration (Event 1)



Lateral Acceleration Values (Event 1)

Time (ms)	Acceleration (g)	Time (ms)	Acceleration (g)	Time (ms)	Acceleration (g)	Time (ms)	Acceleration (g)
-5.0		17.0		39.0		61.0	
-4.5		17.5		39.5		61.5	
-4.0		18.0		40.0		62.0	
-3.5		18.5		40.5		62.5	
-3.0		19.0		41.0		63.0	
-2.5		19.5		41.5		63.5	
-2.0		20.0		42.0		64.0	
-1.5		20.5		42.5		64.5	
-1.0		21.0		43.0		65.0	
-0.5		21.5		43.5		65.5	
0.0		22.0		44.0		66.0	
0.5		22.5		44.5		66.5	
1.0		23.0		45.0		67.0	
1.5		23.5		45.5		67.5	
2.0		24.0		46.0		68.0	
2.5		24.5		46.5		68.5	
3.0		25.0		47.0		69.0	
3.5		25.5		47.5		69.5	
4.0		26.0		48.0		70.0	
4.5		26.5		48.5			
5.0		27.0		49.0			
5.5		27.5		49.5			
6.0		28.0		50.0			
6.5		28.5		50.5			
7.0		29.0		51.0			
7.5		29.5		51.5			
8.0		30.0		52.0			
8.5		30.5		52.5			
9.0		31.0		53.0			
9.5		31.5		53.5			
10.0		32.0		54.0			
10.5		32.5		54.5			
11.0		33.0		55.0			
11.5		33.5		55.5			
12.0		34.0		56.0			
12.5		34.5		56.5			
13.0		35.0		57.0			
13.5		35.5		57.5			
14.0		36.0		58.0			
14.5		36.5		58.5			
15.0		37.0		59.0			
15.5		37.5		59.5			
16.0		38.0		60.0			
16.5		38.5		60.5			

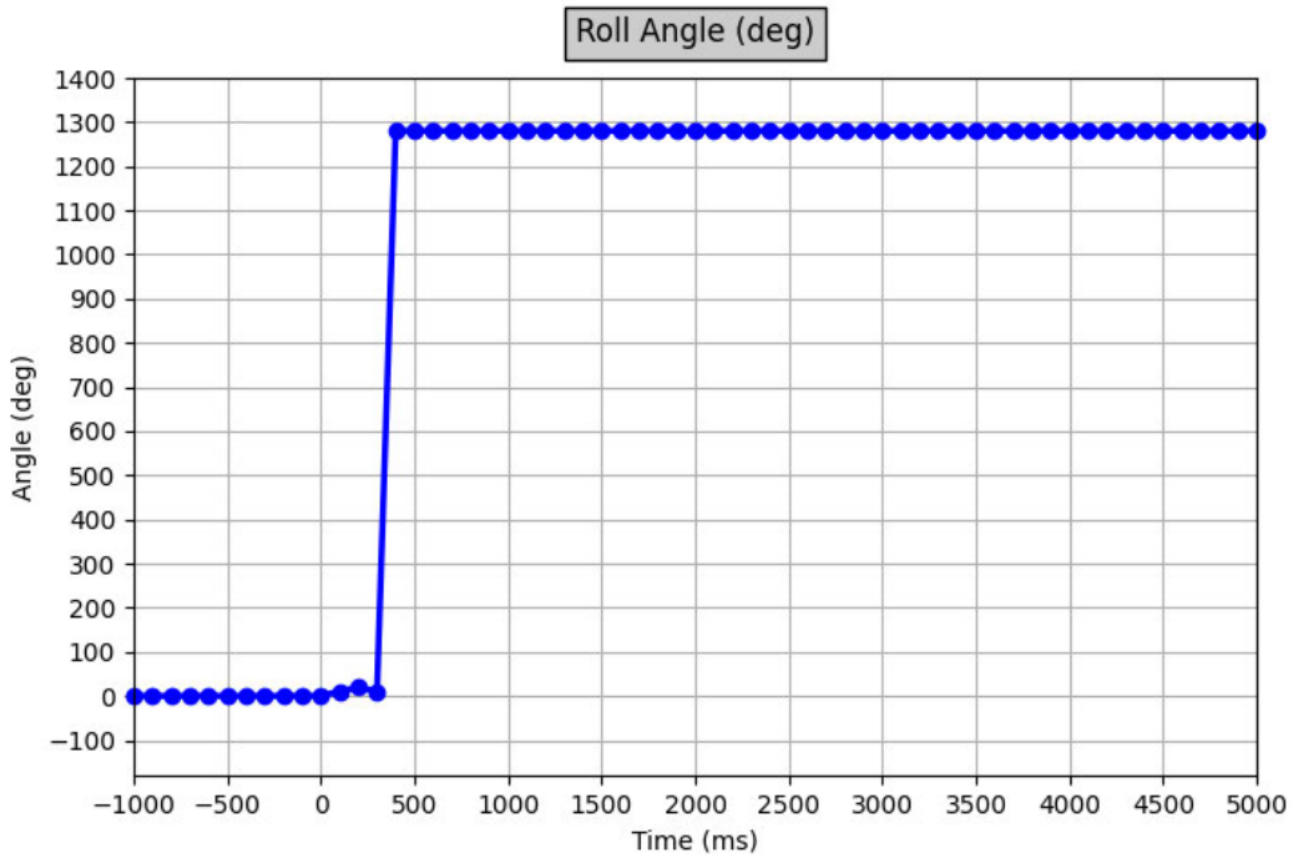
Normal Acceleration (Event 1)



Normal Acceleration Values (Event 1)

Time (ms)	Acceleration (g)	Time (ms)	Acceleration (g)	Time (ms)	Acceleration (g)
-5000	5.2	-3300	5.2	-1600	5.2
-4900	5.2	-3200	5.2	-1500	5.2
-4800	5.2	-3100	5.2	-1400	5.2
-4700	5.2	-3000	5.2	-1300	5.2
-4600	5.2	-2900	5.2	-1200	5.2
-4500	5.2	-2800	5.2	-1100	5.2
-4400	5.2	-2700	5.2	-1000	5.2
-4300	5.2	-2600	5.2	-900	5.2
-4200	5.2	-2500	5.2	-800	5.2
-4100	5.2	-2400	5.2	-700	5.2
-4000	5.2	-2300	5.2	-600	5.2
-3900	5.2	-2200	5.2	-500	5.2
-3800	5.2	-2100	5.2	-400	5.2
-3700	5.2	-2000	5.2	-300	5.2
-3600	5.2	-1900	5.2	-200	5.2
-3500	5.2	-1800	5.2	-100	5.2
-3400	5.2	-1700	5.2	0	5.2

Roll Angle Data (Event 1)



Roll Angle Values (Event 1)

Time (ms)	Angle (deg)	Time (ms)	Angle (deg)	Time (ms)	Angle (deg)	Time (ms)	Angle (deg)
-1000	0	800	1280	2600	1280	4400	1280
-900	0	900	1280	2700	1280	4500	1280
-800	0	1000	1280	2800	1280	4600	1280
-700	0	1100	1280	2900	1280	4700	1280
-600	0	1200	1280	3000	1280	4800	1280
-500	0	1300	1280	3100	1280	4900	1280
-400	0	1400	1280	3200	1280	5000	1280
-300	0	1500	1280	3300	1280		
-200	0	1600	1280	3400	1280		
-100	0	1700	1280	3500	1280		
0	0	1800	1280	3600	1280		
100	10	1900	1280	3700	1280		
200	20	2000	1280	3800	1280		
300	10	2100	1280	3900	1280		
400	1280	2200	1280	4000	1280		
500	1280	2300	1280	4100	1280		
600	1280	2400	1280	4200	1280		
700	1280	2500	1280	4300	1280		

Event 2 Data Record

Data Element	Value
Maximum Delta-V, Longitudinal (km/h)	-92
Time To Maximum Delta-V, Longitudinal (ms)	227.5
Maximum Delta-V, Lateral (km/h)	-21
Time To Maximum Delta-V, Lateral (ms)	62.5
Time To Maximum Delta-V, Resultant (ms)	227.5
Longitudinal Acceleration Sensor Clipping (ms)	35
Lateral Acceleration Sensor Clipping (ms)	N/A
Ignition Cycle At Event	1693
Ignition Cycle Runtime (minutes)	2.3
Odometer At Event Time Zero (km)	20403.3
Airbag Warning Lamp Status	Off
ABS Warning Indicator Status	Off
Driver Safety Belt Status	Buckled
Passenger Safety Belt Status	Buckled
Occupant Classification Status In Front Passenger Seat	Small Adult
Driver Seat Track Position	Rearward
Passenger Airbag Suppression Switch Status	Not Configured
Vehicle Drive Mode	SNA
Driver Airbag Deployment 2nd Stage Disposal	No
Right Front Passenger Airbag Deployment 2nd Stage Disposal	No
Complete File Recorded	Yes

Deployment Summary (Event 2)

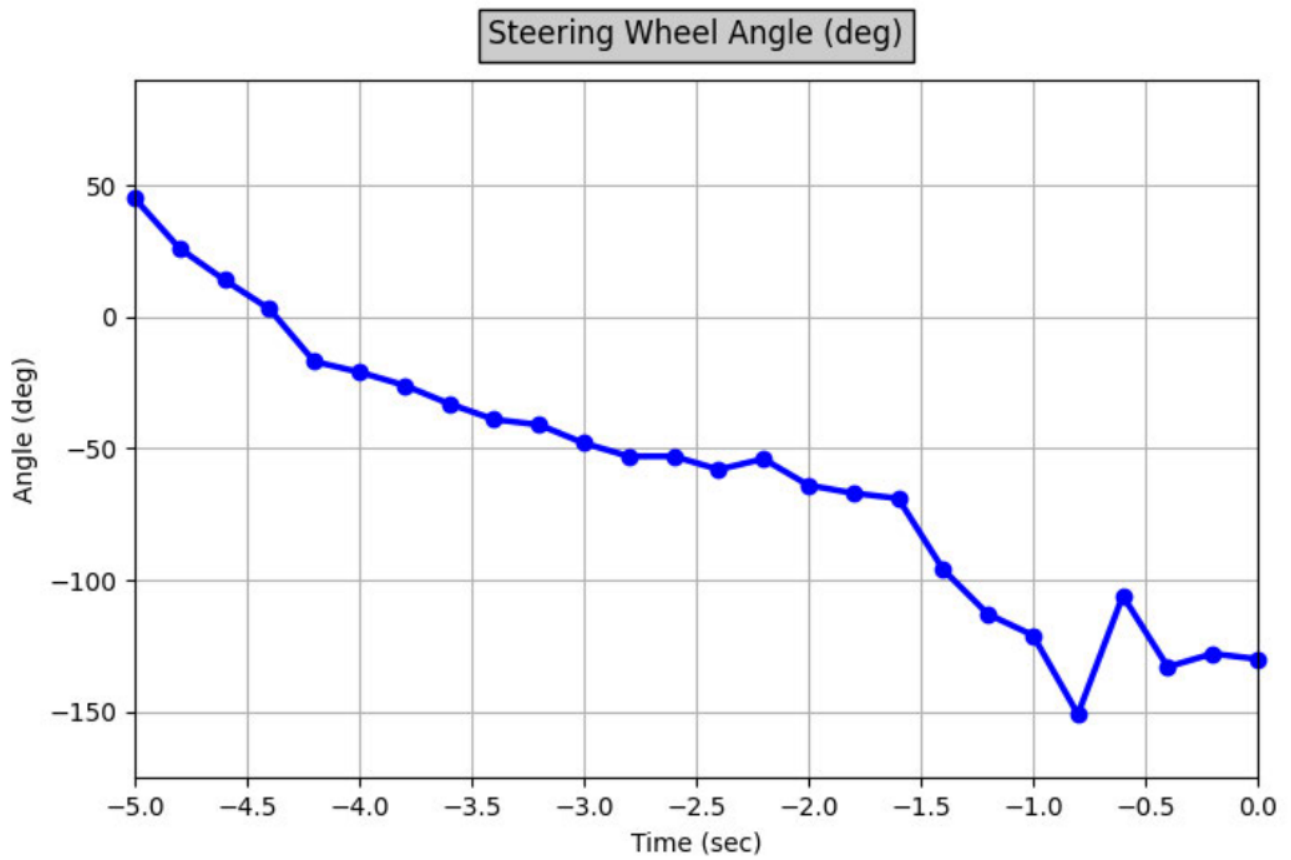
Device	Status	Deployment Command Time (ms)
Driver Front Airbag Stage 1	Deployment Commanded	7
Driver Front Airbag Stage 2	Deployment Commanded	12
Passenger Front Airbag Stage 1	Deployment Commanded	7
Passenger Front Airbag Stage 2	Deployment Commanded	12
Driver Side Seat Airbag	Deployment Not Commanded	
Inflatable Curtain Airbag Left	Deployment Commanded	7
1st Row Left Outboard Lap Pre-tensioner	Deployment Commanded	7
Passenger Side Seat Airbag	Deployment Not Commanded	
Inflatable Curtain Airbag Right	Deployment Commanded	7
1st Row Right Outboard Lap Pre-tensioner	Deployment Commanded	7
Driver Knee Airbag	Deployment Commanded	7
Front Passenger Knee Airbag	Deployment Commanded	7
1st Row Left Retractor Pre-tensioner	Deployment Commanded	7
1st Row Right Retractor Pre-tensioner	Deployment Commanded	7
HV Disconnect Pyro	Deployment Commanded	7

Event Data (Event 2)

Time (sec)	Service Brake	Stability Control	ABS Activity
-5.0	Off	On	Off
-4.8	Off	On	Off
-4.6	Off	On	Off
-4.4	Off	On	Off
-4.2	Off	On	Off
-4.0	Off	On	Off
-3.8	Off	On	Off
-3.6	Off	On	Off
-3.4	Off	On	Off
-3.2	Off	On	Off
-3.0	Off	On	Off
-2.8	Off	On	Off
-2.6	Off	On	Off
-2.4	Off	Engaged	Off
-2.2	Off	Engaged	Off
-2.0	Off	Engaged	Off
-1.8	Off	Engaged	Off
-1.6	Off	Engaged	Off
-1.4	Off	Engaged	Off
-1.2	Off	Engaged	Off
-1.0	Off	Engaged	Off
-0.8	Off	Engaged	Off
-0.6	Off	Engaged	Off
-0.4	Off	Engaged	Off
-0.2	Off	Engaged	Off
0.0	Off	Engaged	Off

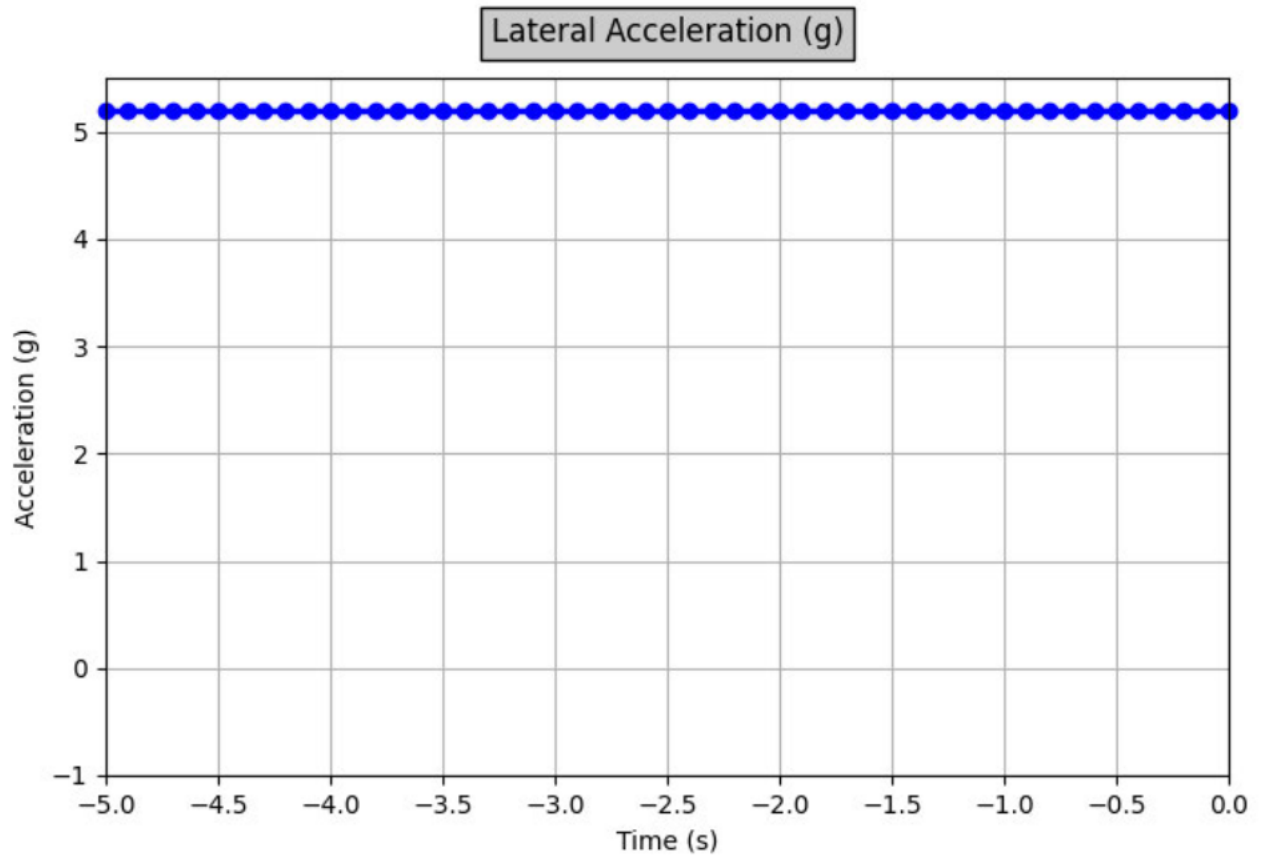
Time (sec)	Vehicle Speed (mi/h)	Accelerator Pedal (%)	Rear Motor Speed (rpm)
-5.0	39.0	98.0	5053
-4.8	42.0	98.0	5185
-4.6	45.0	96.4	5636
-4.4	49.0	91.2	6025
-4.2	52.0	66.8	6357
-4.0	55.0	60.8	6760
-3.8	57.0	12.4	6886
-3.6	58.0	0.0	6937
-3.4	58.0	28.0	6941
-3.2	58.0	84.8	7200
-3.0	60.0	75.2	7439
-2.8	63.0	58.8	7649
-2.6	64.0	42.4	7886
-2.4	66.0	47.2	7984
-2.2	66.0	50.4	8247
-2.0	67.0	25.6	8128
-1.8	67.0	16.4	8111
-1.6	67.0	13.2	8040
-1.4	67.0	8.8	7948
-1.2	66.0	19.2	7875
-1.0	65.0	39.2	7766
-0.8	64.0	48.4	7557
-0.6	63.0	87.2	7430
-0.4	62.0	93.6	7437
-0.2	60.0	95.2	7216
0.0	57.0	98.8	7134

Steering Wheel Angle (Event 2)



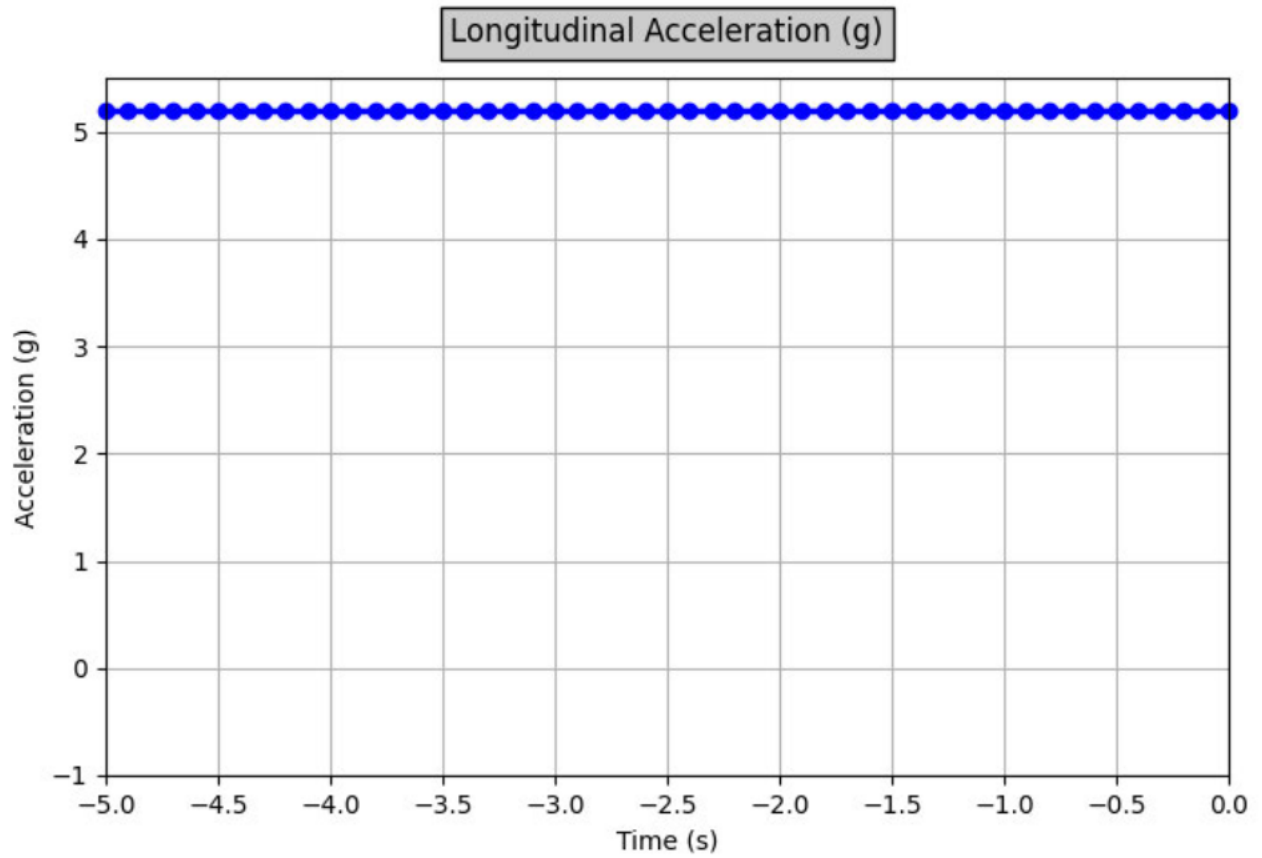
Time (sec)	Angle (deg)	Time (sec)	Angle (deg)
-5.0	45	-2.4	-58
-4.8	26	-2.2	-54
-4.6	14	-2.0	-64
-4.4	3	-1.8	-67
-4.2	-17	-1.6	-69
-4.0	-21	-1.4	-96
-3.8	-26	-1.2	-113
-3.6	-33	-1.0	-121
-3.4	-39	-0.8	-151
-3.2	-41	-0.6	-106
-3.0	-48	-0.4	-133
-2.8	-53	-0.2	-128
-2.6	-53	0.0	-130

Lateral Pre-Crash Acceleration (Event 2)



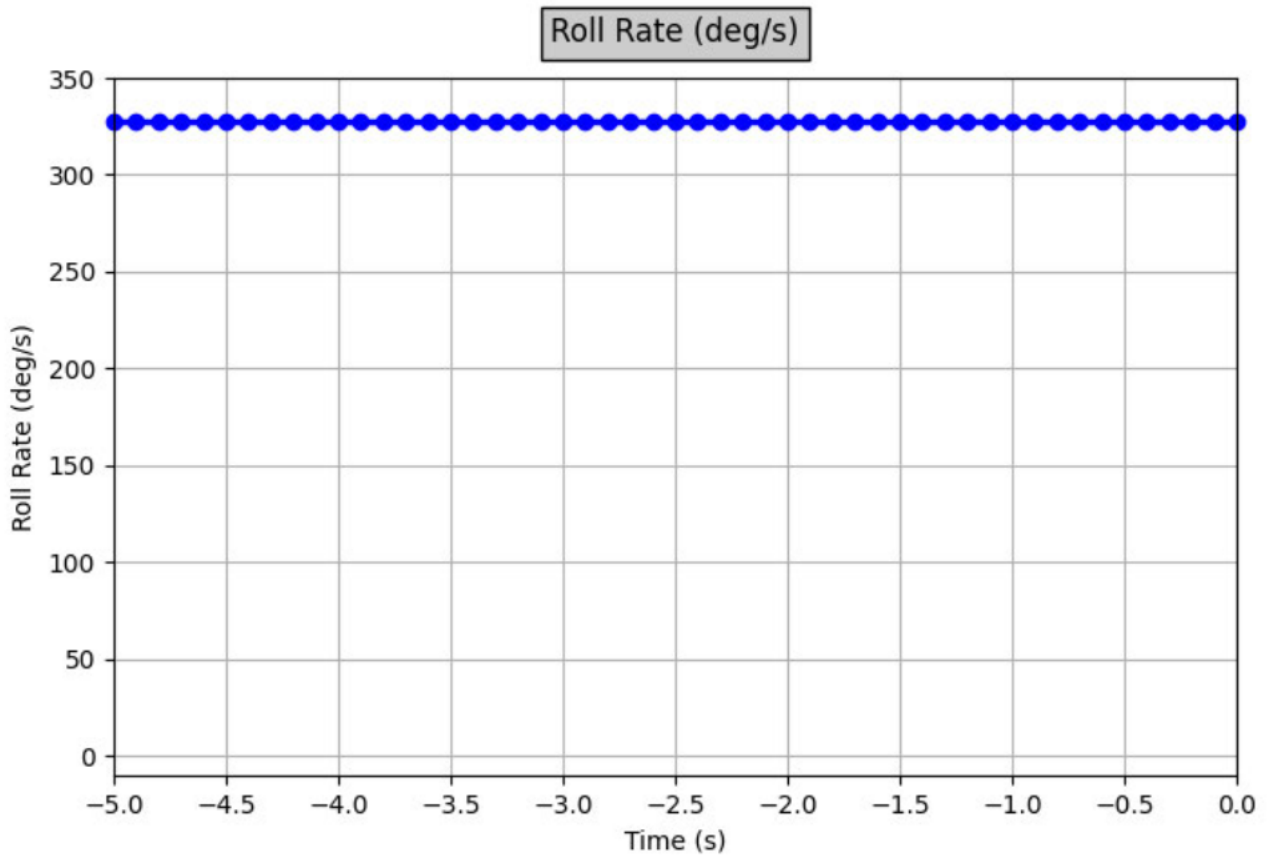
Time (s)	Acceleration (g)	Time (s)	Acceleration (g)	Time (s)	Acceleration (g)
-5.0	5.2	-3.3	5.2	-1.6	5.2
-4.9	5.2	-3.2	5.2	-1.5	5.2
-4.8	5.2	-3.1	5.2	-1.4	5.2
-4.7	5.2	-3.0	5.2	-1.3	5.2
-4.6	5.2	-2.9	5.2	-1.2	5.2
-4.5	5.2	-2.8	5.2	-1.1	5.2
-4.4	5.2	-2.7	5.2	-1.0	5.2
-4.3	5.2	-2.6	5.2	-0.9	5.2
-4.2	5.2	-2.5	5.2	-0.8	5.2
-4.1	5.2	-2.4	5.2	-0.7	5.2
-4.0	5.2	-2.3	5.2	-0.6	5.2
-3.9	5.2	-2.2	5.2	-0.5	5.2
-3.8	5.2	-2.1	5.2	-0.4	5.2
-3.7	5.2	-2.0	5.2	-0.3	5.2
-3.6	5.2	-1.9	5.2	-0.2	5.2
-3.5	5.2	-1.8	5.2	-0.1	5.2
-3.4	5.2	-1.7	5.2	0.0	5.2

Longitudinal Pre-Crash Acceleration (Event 2)



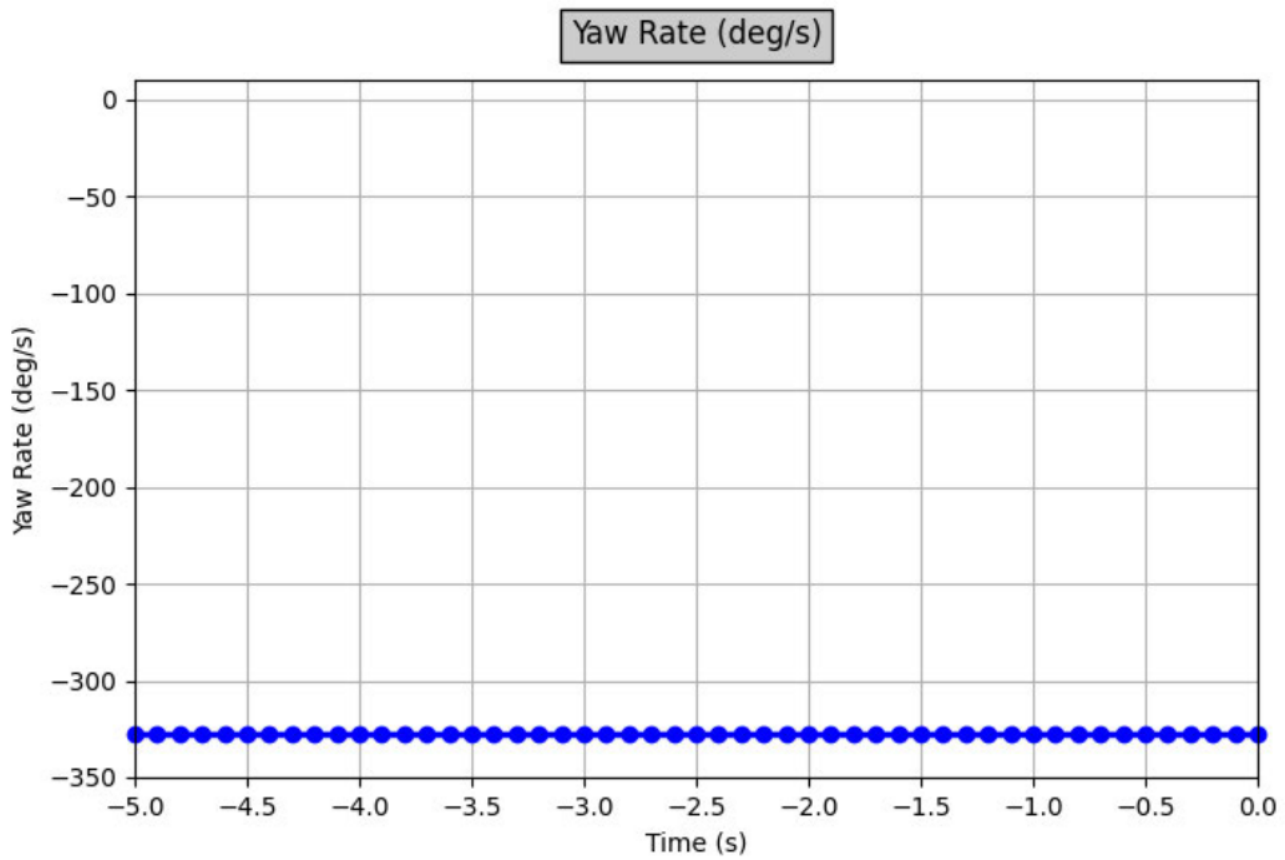
Time (s)	Acceleration (g)	Time (s)	Acceleration (g)	Time (s)	Acceleration (g)
-5.0	5.2	-3.3	5.2	-1.6	5.2
-4.9	5.2	-3.2	5.2	-1.5	5.2
-4.8	5.2	-3.1	5.2	-1.4	5.2
-4.7	5.2	-3.0	5.2	-1.3	5.2
-4.6	5.2	-2.9	5.2	-1.2	5.2
-4.5	5.2	-2.8	5.2	-1.1	5.2
-4.4	5.2	-2.7	5.2	-1.0	5.2
-4.3	5.2	-2.6	5.2	-0.9	5.2
-4.2	5.2	-2.5	5.2	-0.8	5.2
-4.1	5.2	-2.4	5.2	-0.7	5.2
-4.0	5.2	-2.3	5.2	-0.6	5.2
-3.9	5.2	-2.2	5.2	-0.5	5.2
-3.8	5.2	-2.1	5.2	-0.4	5.2
-3.7	5.2	-2.0	5.2	-0.3	5.2
-3.6	5.2	-1.9	5.2	-0.2	5.2
-3.5	5.2	-1.8	5.2	-0.1	5.2
-3.4	5.2	-1.7	5.2	0.0	5.2

Roll Rate Pre-Crash Data (Event 2)



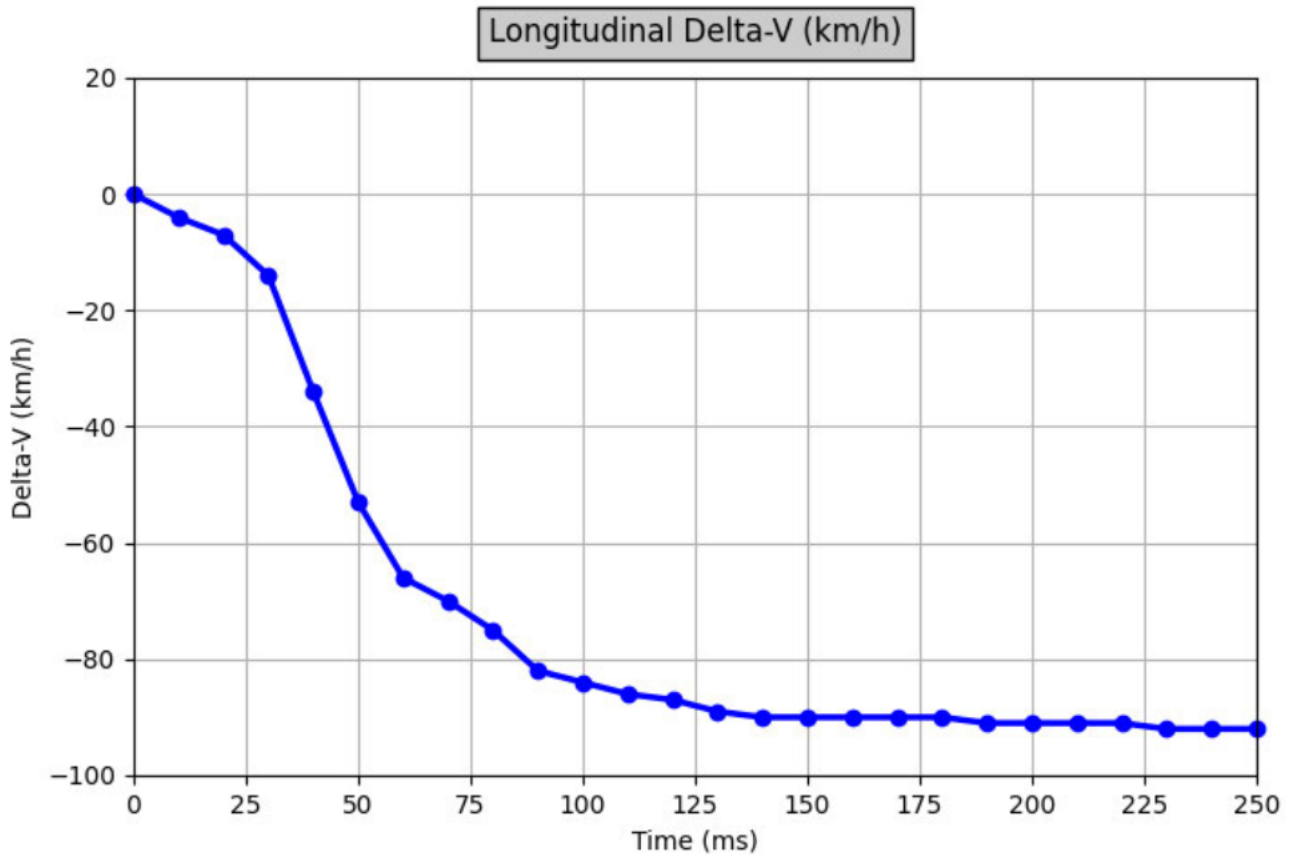
Time (s)	Roll Rate (deg/s)	Time (s)	Roll Rate (deg/s)	Time (s)	Roll Rate (deg/s)
-5.0	327.7	-3.3	327.7	-1.6	327.7
-4.9	327.7	-3.2	327.7	-1.5	327.7
-4.8	327.7	-3.1	327.7	-1.4	327.7
-4.7	327.7	-3.0	327.7	-1.3	327.7
-4.6	327.7	-2.9	327.7	-1.2	327.7
-4.5	327.7	-2.8	327.7	-1.1	327.7
-4.4	327.7	-2.7	327.7	-1.0	327.7
-4.3	327.7	-2.6	327.7	-0.9	327.7
-4.2	327.7	-2.5	327.7	-0.8	327.7
-4.1	327.7	-2.4	327.7	-0.7	327.7
-4.0	327.7	-2.3	327.7	-0.6	327.7
-3.9	327.7	-2.2	327.7	-0.5	327.7
-3.8	327.7	-2.1	327.7	-0.4	327.7
-3.7	327.7	-2.0	327.7	-0.3	327.7
-3.6	327.7	-1.9	327.7	-0.2	327.7
-3.5	327.7	-1.8	327.7	-0.1	327.7
-3.4	327.7	-1.7	327.7	0.0	327.7

Yaw Rate Pre-Crash Data (Event 2)



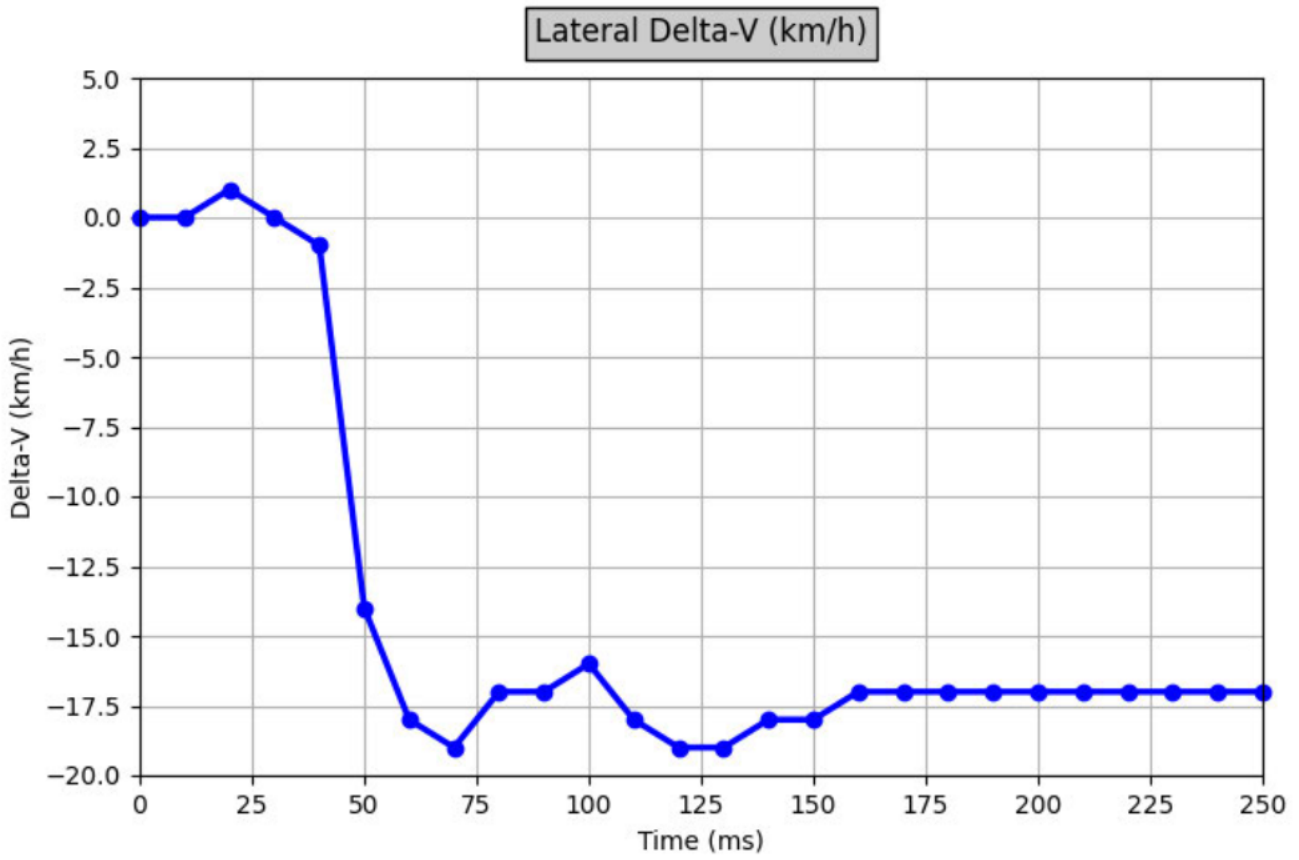
Time (s)	Yaw Rate (deg/s)	Time (s)	Yaw Rate (deg/s)	Time (s)	Yaw Rate (deg/s)
-5.0	-327.7	-3.3	-327.7	-1.6	-327.7
-4.9	-327.7	-3.2	-327.7	-1.5	-327.7
-4.8	-327.7	-3.1	-327.7	-1.4	-327.7
-4.7	-327.7	-3.0	-327.7	-1.3	-327.7
-4.6	-327.7	-2.9	-327.7	-1.2	-327.7
-4.5	-327.7	-2.8	-327.7	-1.1	-327.7
-4.4	-327.7	-2.7	-327.7	-1.0	-327.7
-4.3	-327.7	-2.6	-327.7	-0.9	-327.7
-4.2	-327.7	-2.5	-327.7	-0.8	-327.7
-4.1	-327.7	-2.4	-327.7	-0.7	-327.7
-4.0	-327.7	-2.3	-327.7	-0.6	-327.7
-3.9	-327.7	-2.2	-327.7	-0.5	-327.7
-3.8	-327.7	-2.1	-327.7	-0.4	-327.7
-3.7	-327.7	-2.0	-327.7	-0.3	-327.7
-3.6	-327.7	-1.9	-327.7	-0.2	-327.7
-3.5	-327.7	-1.8	-327.7	-0.1	-327.7
-3.4	-327.7	-1.7	-327.7	0.0	-327.7

Longitudinal Delta-V (Event 2)



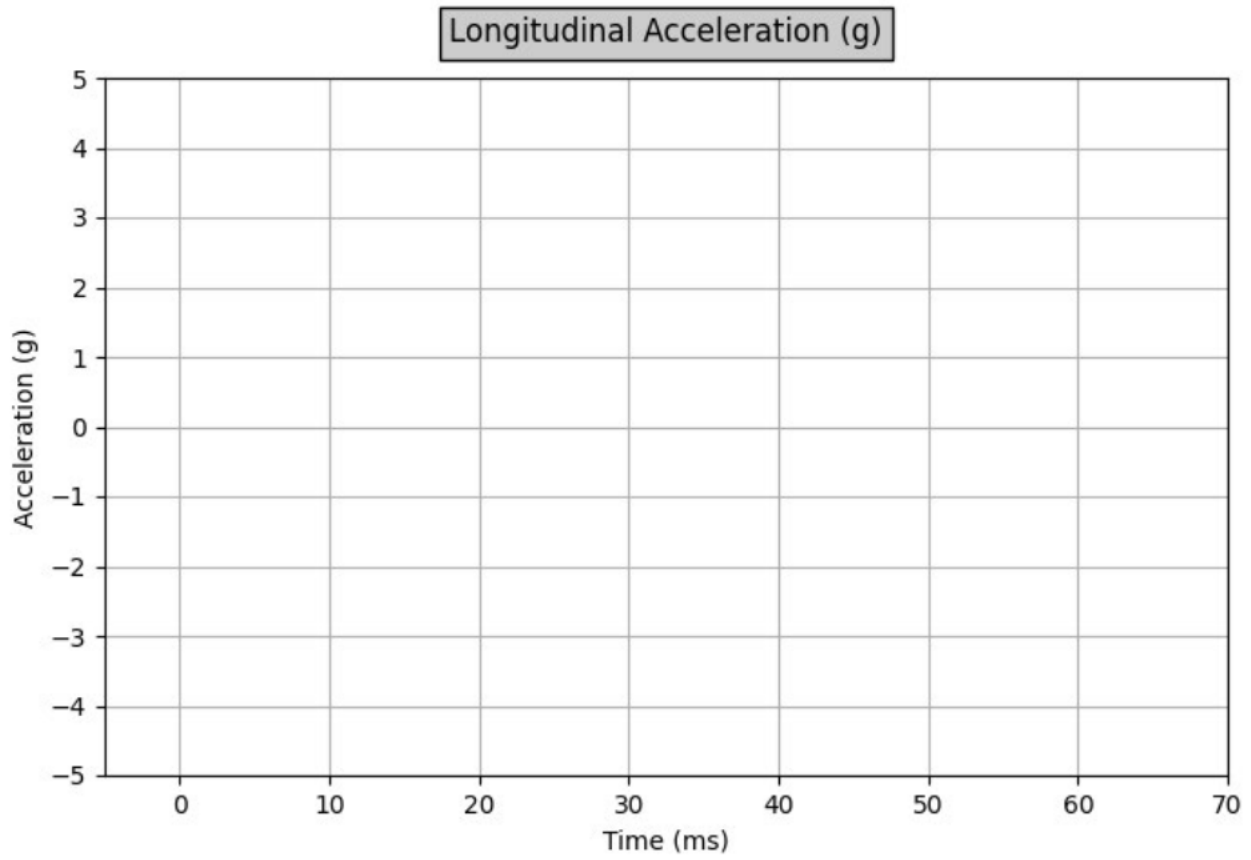
Time (ms)	Delta-V (km/h)	Time (ms)	Delta-V (km/h)
0	0	130	-89
10	-4	140	-90
20	-7	150	-90
30	-14	160	-90
40	-34	170	-90
50	-53	180	-90
60	-66	190	-91
70	-70	200	-91
80	-75	210	-91
90	-82	220	-91
100	-84	230	-92
110	-86	240	-92
120	-87	250	-92

Lateral Delta-V (Event 2)



Time (ms)	Delta-V (km/h)	Time (ms)	Delta-V (km/h)
0	0	130	-19
10	0	140	-18
20	1	150	-18
30	0	160	-17
40	-1	170	-17
50	-14	180	-17
60	-18	190	-17
70	-19	200	-17
80	-17	210	-17
90	-17	220	-17
100	-16	230	-17
110	-18	240	-17
120	-19	250	-17

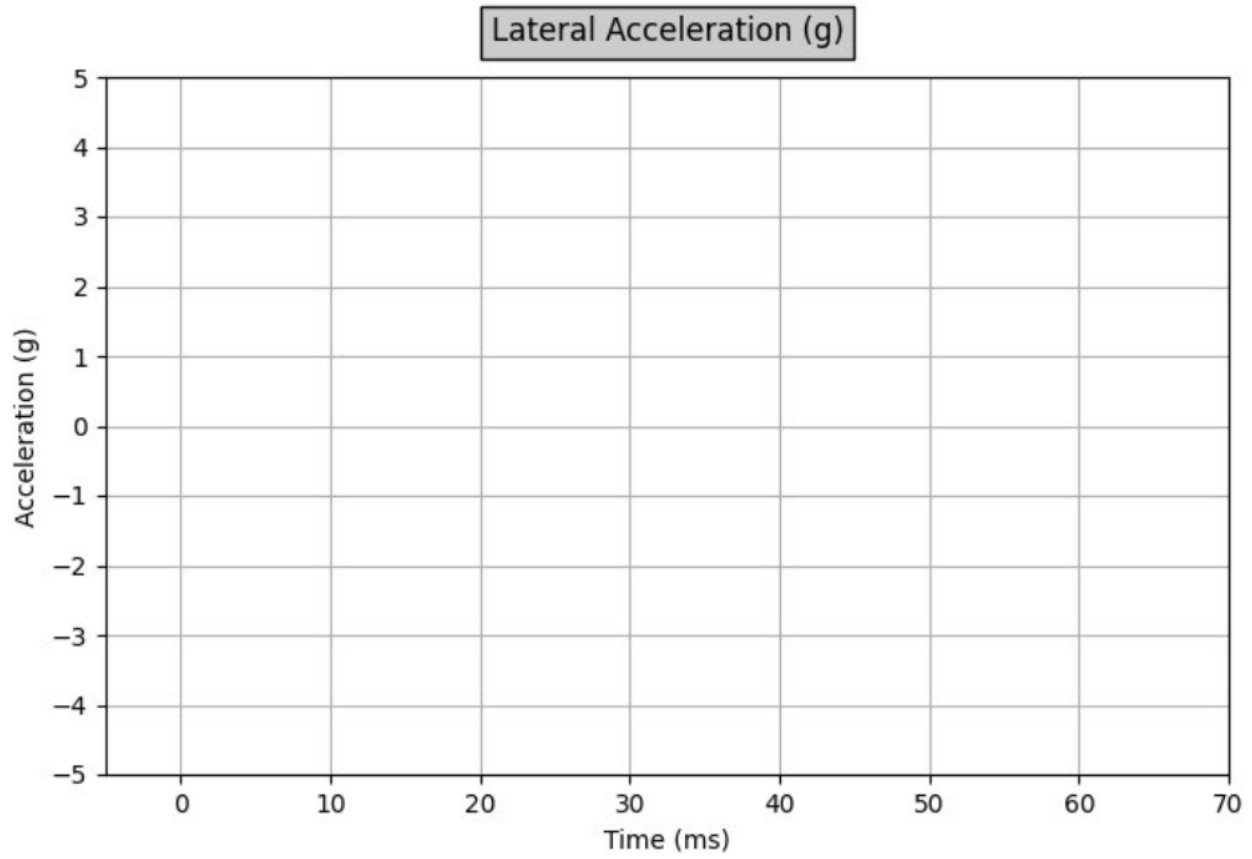
Longitudinal Acceleration (Event 2)



Longitudinal Acceleration Values (Event 2)

Time (ms)	Acceleration (g)	Time (ms)	Acceleration (g)	Time (ms)	Acceleration (g)	Time (ms)	Acceleration (g)
-5.0		17.0		39.0		61.0	
-4.5		17.5		39.5		61.5	
-4.0		18.0		40.0		62.0	
-3.5		18.5		40.5		62.5	
-3.0		19.0		41.0		63.0	
-2.5		19.5		41.5		63.5	
-2.0		20.0		42.0		64.0	
-1.5		20.5		42.5		64.5	
-1.0		21.0		43.0		65.0	
-0.5		21.5		43.5		65.5	
0.0		22.0		44.0		66.0	
0.5		22.5		44.5		66.5	
1.0		23.0		45.0		67.0	
1.5		23.5		45.5		67.5	
2.0		24.0		46.0		68.0	
2.5		24.5		46.5		68.5	
3.0		25.0		47.0		69.0	
3.5		25.5		47.5		69.5	
4.0		26.0		48.0		70.0	
4.5		26.5		48.5			
5.0		27.0		49.0			
5.5		27.5		49.5			
6.0		28.0		50.0			
6.5		28.5		50.5			
7.0		29.0		51.0			
7.5		29.5		51.5			
8.0		30.0		52.0			
8.5		30.5		52.5			
9.0		31.0		53.0			
9.5		31.5		53.5			
10.0		32.0		54.0			
10.5		32.5		54.5			
11.0		33.0		55.0			
11.5		33.5		55.5			
12.0		34.0		56.0			
12.5		34.5		56.5			
13.0		35.0		57.0			
13.5		35.5		57.5			
14.0		36.0		58.0			
14.5		36.5		58.5			
15.0		37.0		59.0			
15.5		37.5		59.5			
16.0		38.0		60.0			
16.5		38.5		60.5			

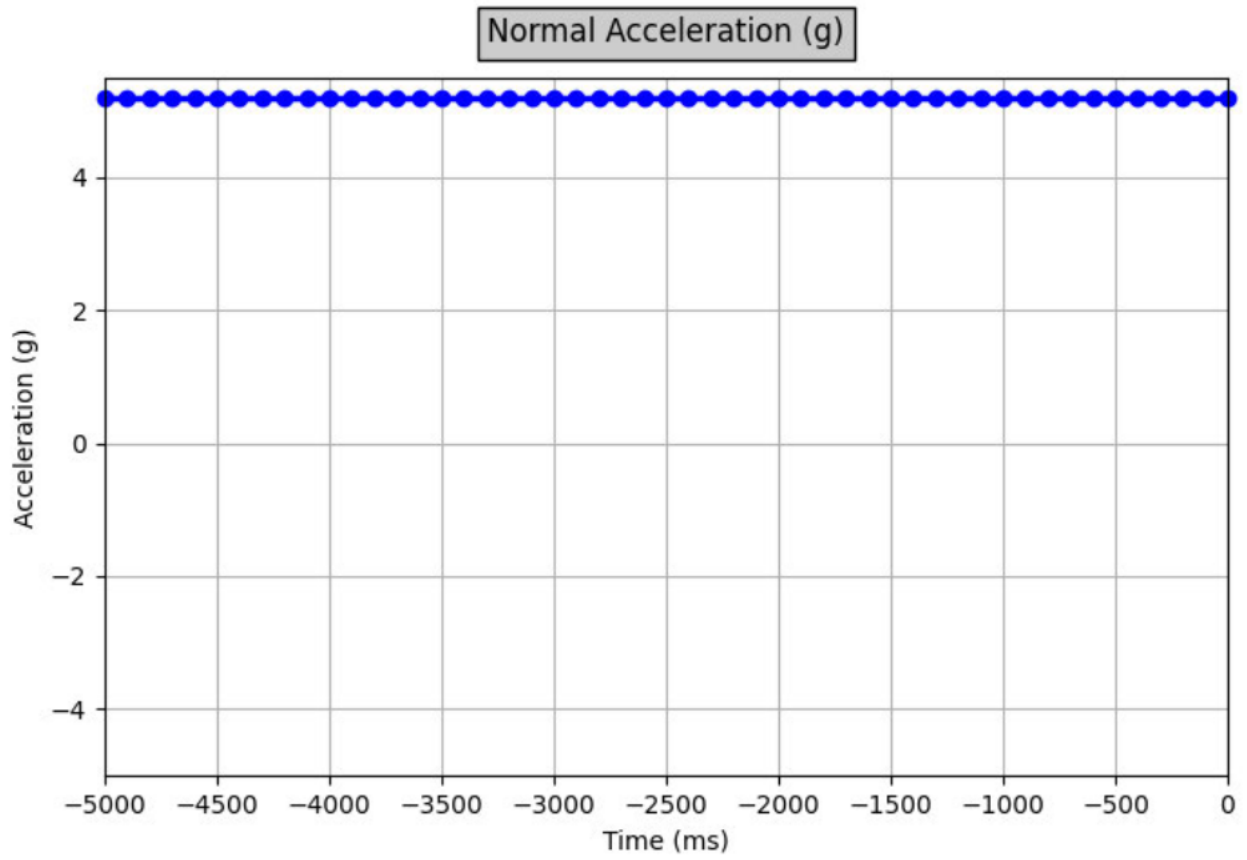
Lateral Acceleration (Event 2)



Lateral Acceleration Values (Event 2)

Time (ms)	Acceleration (g)	Time (ms)	Acceleration (g)	Time (ms)	Acceleration (g)	Time (ms)	Acceleration (g)
-5.0		17.0		39.0		61.0	
-4.5		17.5		39.5		61.5	
-4.0		18.0		40.0		62.0	
-3.5		18.5		40.5		62.5	
-3.0		19.0		41.0		63.0	
-2.5		19.5		41.5		63.5	
-2.0		20.0		42.0		64.0	
-1.5		20.5		42.5		64.5	
-1.0		21.0		43.0		65.0	
-0.5		21.5		43.5		65.5	
0.0		22.0		44.0		66.0	
0.5		22.5		44.5		66.5	
1.0		23.0		45.0		67.0	
1.5		23.5		45.5		67.5	
2.0		24.0		46.0		68.0	
2.5		24.5		46.5		68.5	
3.0		25.0		47.0		69.0	
3.5		25.5		47.5		69.5	
4.0		26.0		48.0		70.0	
4.5		26.5		48.5			
5.0		27.0		49.0			
5.5		27.5		49.5			
6.0		28.0		50.0			
6.5		28.5		50.5			
7.0		29.0		51.0			
7.5		29.5		51.5			
8.0		30.0		52.0			
8.5		30.5		52.5			
9.0		31.0		53.0			
9.5		31.5		53.5			
10.0		32.0		54.0			
10.5		32.5		54.5			
11.0		33.0		55.0			
11.5		33.5		55.5			
12.0		34.0		56.0			
12.5		34.5		56.5			
13.0		35.0		57.0			
13.5		35.5		57.5			
14.0		36.0		58.0			
14.5		36.5		58.5			
15.0		37.0		59.0			
15.5		37.5		59.5			
16.0		38.0		60.0			
16.5		38.5		60.5			

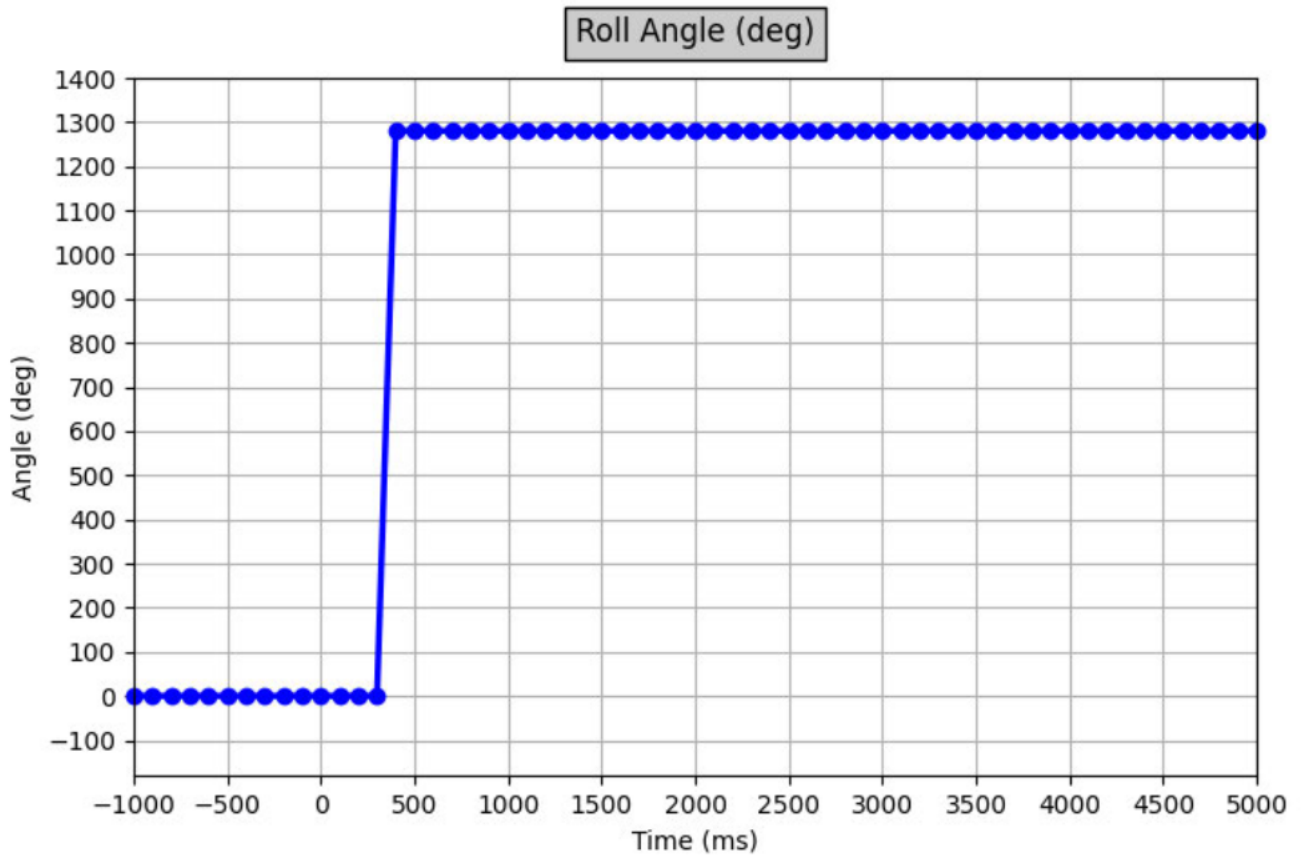
Normal Acceleration (Event 2)



Normal Acceleration Values (Event 2)

Time (ms)	Acceleration (g)	Time (ms)	Acceleration (g)	Time (ms)	Acceleration (g)
-5000	5.2	-3300	5.2	-1600	5.2
-4900	5.2	-3200	5.2	-1500	5.2
-4800	5.2	-3100	5.2	-1400	5.2
-4700	5.2	-3000	5.2	-1300	5.2
-4600	5.2	-2900	5.2	-1200	5.2
-4500	5.2	-2800	5.2	-1100	5.2
-4400	5.2	-2700	5.2	-1000	5.2
-4300	5.2	-2600	5.2	-900	5.2
-4200	5.2	-2500	5.2	-800	5.2
-4100	5.2	-2400	5.2	-700	5.2
-4000	5.2	-2300	5.2	-600	5.2
-3900	5.2	-2200	5.2	-500	5.2
-3800	5.2	-2100	5.2	-400	5.2
-3700	5.2	-2000	5.2	-300	5.2
-3600	5.2	-1900	5.2	-200	5.2
-3500	5.2	-1800	5.2	-100	5.2
-3400	5.2	-1700	5.2	0	5.2

Roll Angle Data (Event 2)



Roll Angle Values (Event 2)

Time (ms)	Angle (deg)	Time (ms)	Angle (deg)	Time (ms)	Angle (deg)	Time (ms)	Angle (deg)
-1000	0	800	1280	2600	1280	4400	1280
-900	0	900	1280	2700	1280	4500	1280
-800	0	1000	1280	2800	1280	4600	1280
-700	0	1100	1280	2900	1280	4700	1280
-600	0	1200	1280	3000	1280	4800	1280
-500	0	1300	1280	3100	1280	4900	1280
-400	0	1400	1280	3200	1280	5000	1280
-300	0	1500	1280	3300	1280		
-200	0	1600	1280	3400	1280		
-100	0	1700	1280	3500	1280		
0	0	1800	1280	3600	1280		
100	0	1900	1280	3700	1280		
200	0	2000	1280	3800	1280		
300	0	2100	1280	3900	1280		
400	1280	2200	1280	4000	1280		
500	1280	2300	1280	4100	1280		
600	1280	2400	1280	4200	1280		
700	1280	2500	1280	4300	1280		

Serial Numbers

Not Available

Hexadecimal Data

5817

Hexadecimal data table with columns for address, data, and hex values. Addresses range from 0000 to 1652 in increments of 16. Data values are hexadecimal characters (0-9, A-F). Some rows contain non-hexadecimal characters like spaces and numbers (e.g., '00 16', '00 17').

5821 Continued

0728 00
 0756 00
 0784 00
 0812 00
 0840 00
 0868 00
 0896 00
 0924 00
 0952 00
 0980 00
 1008 00 00 00 00 00 00 00 00 00 00 00 00 00 00 00 00

OF00

39 B3 52 58

OF04

80 09 AE 59

OF07

23 73 22 5E

F014

31 34 37 33 34 34 36 2D 30 30 2D 42 FF FF FF FF FF FF FF FF

F015

32 42 34 30 30 30 36 35 32 33 41 41 31 31

F190

35 59 4A 53 41 31 45 34 38 4B 46 33 33 30 38 30 35

FD00

32 38 35 2E 30 31 35 2E 32 31 39 00 00 00

FE01

FF FF FF FF FF FF FF FF FF FF FF FF FF FF FF FF FF

FE02

FF FF FF FF FF FF FF FF FF FF FF FF FF FF FF FF FF

FE03

FF FF FF FF FF FF FF FF FF FF FF FF FF FF FF FF FF

FE04

FF FF FF FF FF FF FF FF FF FF FF FF FF FF FF FF FF

FE05

FF FF FF FF FF FF FF FF FF FF FF FF FF FF FF FF FF

FE06

FF FF FF FF FF FF FF FF FF FF FF FF FF FF FF FF FF

FE07

FF FF FF FF FF FF FF FF FF FF FF FF FF FF FF FF FF

FE08

FF FF FF FF FF FF FF FF FF FF FF FF FF FF FF FF FF

FE09

FF FF FF FF FF FF FF FF FF FF FF FF FF FF FF FF FF

FE0A

FF FF FF FF FF FF FF FF FF FF FF FF FF FF FF FF FF

FE0B

FF FF FF FF FF FF FF FF FF FF FF FF FF FF FF FF FF

```

FE0C  FF FF FF FF FF FF FF FF FF FF FF FF FF FF FF FF
FE0D  FF FF FF FF FF FF FF FF FF FF FF FF FF FF FF FF
FE0E  FF FF FF FF FF FF FF FF FF FF FF FF FF FF FF FF
FE0F  FF FF FF FF FF FF FF FF FF FF FF FF FF FF FF FF
FE10  FF FF FF FF FF FF FF FF FF FF FF FF FF FF FF FF
FE11  FF FF FF FF FF FF FF FF FF FF FF FF FF FF FF FF
FE12  FF FF FF FF FF FF FF FF FF FF FF FF FF FF FF FF
FE13  FF FF FF FF FF FF FF FF FF FF FF FF FF FF FF FF
FE14  FF FF FF FF FF FF FF FF FF FF FF FF FF FF FF FF
FE15  FF FF FF FF FF FF FF FF FF FF FF FF FF FF FF FF
FE16  FF FF FF FF FF FF FF FF FF FF FF FF FF FF FF FF
FE52  47 88 00 88 47 81 81 81 81 00 00 C3 C3 00 00 CC CC 8B 00 00 00 8B 00 00
FE53  0000 09 01 09 01 10 03 09 01 09 01 09 01 09 01 09 01 09 01 10 03 10 03 09 01 09 01 10 03
      0028 10 03 10 03 10 03 10 03 10 03 10 03 10 03 10 03 10 03 10 03 10 03
FO 2B C1 6B CA 3A 4D 76 05 7C B8 FE 3B 99 BF AF 79 81 24 F4 6C F1 17 AB D4 EC 20 AA 41 2B D0 15

```

Disclaimer of Liability

All users and reviewers of Tesla, Inc.'s event data recorder ("EDR") product, EDR reports, and/or any data exported or derived therefrom shall ensure the validity of the source data and the applicability of the Tesla EDR Report Service to that data. Tesla, Inc. and its subsidiaries, directors, officers, employees, and agents (collectively, "Tesla") hereby disclaim all liability for any claims or damages whatsoever arising from or relating in any way to the use of the EDR product, reports, or data, including without limitation for any direct, indirect, consequential, or punitive damages, and any attorneys' fees. By using or reviewing the EDR product, reports, and/or data, you expressly agree to waive any claims against Tesla in accordance with the terms of this paragraph, and to indemnify Tesla against any claims brought by third parties in connection with your use or review of the EDR product, reports, or data.