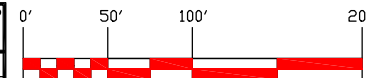


TRACK	JUMPER	3rd RAIL GAP DISTANCE
2	2265	95' 0"
1	1265	95' 0"



#	DATE	DESCRIPTION	#	DATE	DESCRIPTION

[Redacted] ASS'T CHIEF ENGINEER  
 [Redacted] SUPERVISOR-POWER DESIGN

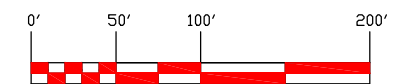


THIRD RAIL AND POWER DIAGRAM  
 VALHALLA TO MT. PLEASANT  
 UPPER HARLEM LINE

DATE 10/20/2000  
 SCALE 1"=50'  
 SHEET 1 OF 1  
 DRAWING # UHL-03



TRACK	JUMPER	3rd RAIL GAP DISTANCE
2	2274	90' 0"
1	1274	90' 0"
1	1278	10' 0"




#	DATE	DESCRIPTION	#	DATE	DESCRIPTION

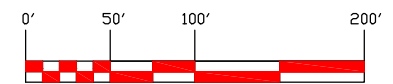
[Signature] DIRECTOR - POWER SYSTEMS  
 [Signature] ASS'T CHIEF ENGINEER  
 [Signature] ASS'T CHIEF ENGINEER  
 [Signature] SUPERVISOR - POWER DESIGN



THIRD RAIL AND JUMPER DIAGRAM  
 MT. PLEASANT TO HAWTHORNE  
 UPPER HARLEM LINE  
 DATE 10/20/2000  
 SCALE 1" = 50'  
 SHEET 1 OF 1  
 DRAWING # UHL-04



TRACK	JUMPER	3rd RAIL GAP DISTANCE
2	2281	30' 0"
1	1283	80' 0"
1	1284	80' 0"



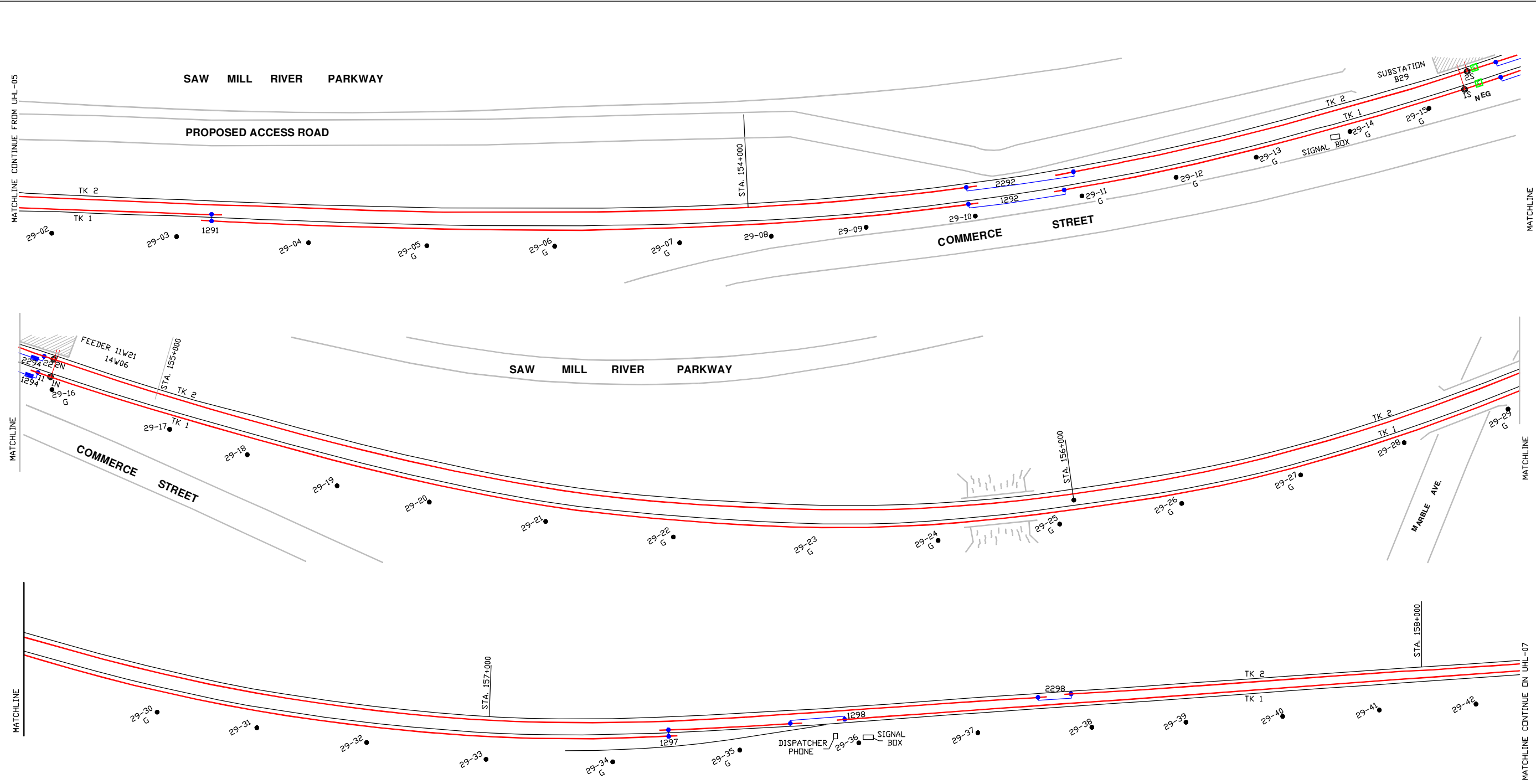
#	DATE	DESCRIPTION
1	12/12/2001	HH-01-55

DIRECTOR-POWER SYSTEMS  
 ASS'T CHIEF ENGINEER  
 SUPERVISOR-POWER DESIGN

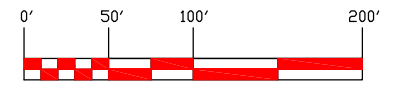


3RD RAIL AND JUMPER DIAGRAM  
 HAWTHORNE TO PLEASANTVILLE  
 UPPER HARLEM LINE

DATE 10/20/2000  
 SCALE 1"=50'  
 SHEET 1 OF 1  
 DRAWING # UHL-05



TRACK	JUMPER	3rd RAIL GAP DISTANCE
2	2292	81' 0"
1	1292	81' 0"
2	2294	15' 0"
1	1294	15' 0"
2	2298	6' 0"
1	1298	37' 0"



#	DATE	DESCRIPTION	#	DATE	DESCRIPTION

[Signature] DIRECTOR-POWER SYSTEMS  
 [Signature] ASST CHIEF ENGINEER  
 [Signature] ASST CHIEF ENGINEER  
 [Signature] SUPERVISOR-POWER DESIGN



3RD RAIL AND JUMPER DIAGRAM  
 HAWTHORNE TO PLEASANTVILLE  
 UPPER HARLEM LINE

DATE 10/20/2000  
 SCALE 1"=50'  
 SHEET 1 OF 1  
 DRAWING # UHL-06  
 POWER\SECTION\3RD