

## APPENDIX A

### Photographs




Figure 1 – Elevator Power Control Actuators Numbers 1, 2, and 3




Figure 2 – Elevator Power Control Actuator Number 4 – Still Attached to Section of Right Stabilizer




Figure 3 – Elevator Power Control Actuator Number 1




Figure 4 – Elevator Power Control Actuator Number 2




Figure 5 – Elevator Power Control Actuator Number 3



Figure 6 – Stick Nudger Actuator



Figure 7 – Elevator Autopilot Actuators




Figure 8 – Outboard Aileron Power Control Actuators Numbers 1 and 2




Figure 9 – Inboard Aileron Actuators Numbers 1, 2, and 3



Figure 10 – Outboard Aileron Lockout Mechanism



Figure 11 – Outboard Aileron Lockout Mechanism



Figure 12 – Aircraft Wiring



Figure 13 – Cabin Pressure Selector Panel



Figure 14 – Primary Electrical Altimeter