

**Exhibit Number: 6-F**  
**Docket Number : SA-509**

**NATIONAL TRANSPORTATION SAFETY BOARD**  
**WASHINGTON, D.C. 20594**

Passenger Questionnaires  
(20 pages)

**NATIONAL TRANSPORTATION SAFETY BOARD  
SURVIVAL FACTORS  
AIRCRAFT PASSENGER QUESTIONNAIRE**

**PERSONAL IDENTIFICATION**

**NAME:**

- Mr.  
 Mrs.  
 Ms.

M. CHRISTINE PETERS  
(First) (Middle Initial) (Last)

**Address:**

[REDACTED ADDRESS]  
(Street)

WEST COLUMBIA SC 29169  
(City) (State) (Zip Code)

**Telephone:**

[REDACTED TELEPHONE]  
(Home) (Work)

**Occupation:**

BUSINESS MANAGER - MIBS

Age 44 Height 5'3" Weight 140

Were you disabled in any way prior to the accident? Yes  No  If yes, please describe:

**ACCIDENT IDENTIFICATION**

Airline: USAIR Aircraft: DC9 Flight No. 1016

Location of Accident: CHARLOTTE, NC  
(City) (State)



Date of Accident: 7/2/94 Time: 6:42 [APPROX] AM  PM

**YOUR LOCATION**

**Instructions:**

The attached diagram on the last page shows the floor plan of the aircraft.  
 The doors and emergency exits are indicated by large arrows.

**USE THESE  
SYMBOLS  
ON AIRCRAFT  
FLOOR PLAN**

1. If you know your EXACT seat position, place an "X" on that seat . . . . .
2. If you are NOT SURE of your seat position, place a question mark on that seat . . . . .
3. Position of other KNOWN passengers (by name or description) . . . . . **EXAMPLE:** Mr. Harmpfer or tall man with grey hair, etc. 
4. Show your route of ESCAPE (draw line from your seat to exit used) . . . . . 
5. Indicate known EMPTY seats in your vicinity . . . . .
6. Use this floor plan for any other information you consider important such as location of fire in the cabin, breaks or holes in the fuselage or cabin wall, etc.

PART I - PRIOR AVIATION EXPERIENCE AND SAFETY BRIEFING

1. How frequently do you travel by air?

- This was the first time     Rarely     Occasionally     Frequently

2. Do you have any aviation experience?

- Yes     No    If yes, please describe briefly:

VERY LIMITED - MY EX-HUSBAND WAS A PRIVATE PILOT + I  
SEMI-STUDIED GROUND SCHOOL WITH HIM. (HE NEVER KEPT  
HIS LICENSE CURRENT)

3. Do you recall the emergency instructions briefing received prior to or after takeoff?

- Yes     No     Don't remember

REGULAR FLIGHT ATTENDANT INSTRUCTIONS REGARDING  
EMERGENCY EXITS, OXYGEN MASKS, AISLE LIGHTING, ETC.

4. Of what value were these instructions to you during this accident?

IN THIS CRASH THERE WERE NO IDENTIFIABLE EXITS -  
POWER WAS COMPLETELY KNOCKED OUT, SO NO AISLE LIGHTS -  
THE MOST VALUABLE THING WAS THE DAYLIGHT OUTSIDE  
WHICH ALLOWED ME TO SEE <sup>ONLY</sup> THE POSSIBLE ESCAPE ROUTES.

5. Did you read the safety instruction card or booklet in the seatback pocket in front of you?

- Yes     No

6. Of what value were these instructions to you during this accident?

N/A

7. What changes would you recommend to improve safety instructions to passengers?

IN A "NORMAL" CRASH THE SAFETY INSTRUCTIONS  
USED AT PRESENT WOULD PROBABLY SUFFICE.

PART II - OBSERVATIONS

1. Please describe your observations of the flight beginning with what drew your attention that something was wrong and ending with your exiting from the aircraft. Where possible, indicate time sequence of observation or duration of event.

THE PILOT ANNOUNCED "5 MINUTES UNTIL LANDING - FLIGHT ATTENDANTS TAKE YOUR SEATS" ALL SEEMED NORMAL EXCEPT FOR SOME TURBULENCE WE HIT AS WE WERE DESCENDING. I WAS STILL ENGROSSSED IN AN ARTICLE I WAS READING, HOPING TO FINISH IT BEFORE WE REACHED OUR GATE, SO I DID NOT REGISTER THE SEVERITY. THEN I HEARD WHAT I THOUGHT TO BE THE "REVERSAL" OF THE PLANE'S ENGINES TO "BRAKE" THE PLANE (I'M NOT SURE OF TIME BETWEEN TURBULENCE & THIS EVENT BUT THEY SEEMED TO BE QUITE CLOSE TOGETHER) ~~THE~~ ALMOST SIMULTANEOUSLY THE PILOT "GUNNED" THE ENGINE, WHICH PUSHED ME BACK INTO MY SEAT - I THOUGHT "WE MUST BE MAKING A "GO-AROUND", EVIDENTLY ~~WE~~ WERE EITHER TOO SHORT OR TOO LONG TO MAKE A SUCCESSFUL LANDING". I GLANCED OUT THE WINDOW TO MY RIGHT + SAW TREES (THE GREEN TOPS) + I THOUGHT - "THE PILOT MUST HAVE BEEN TRYING TO "DUMP" US IN" - BECAUSE I KNOW SOMETTIMES THERE ARE TREES VERY NEAR THE END OF RUNWAYS - ALMOST IMMEDIATELY AFTER "GUNNING" THE ENGINES THE PLANE IMPACTED WITH SOMETHING (FOR THE FIRST TIME,

2. Did you know that the aircraft was about to have an accident?  Yes  No

If yes, please comment on how you concluded something was wrong.

(P.A. system, flight attendant, other method)

THIS WAS WHEN I KNEW WE HAD CRASHED.

PART II - OBSERVATIONS (Continued)

3. What actions did you take before and after impact to protect yourself and why?

NONE BEFORE. AFTER IMPACT I WAS BASICALLY AT THE MERCY OF THE PLANE + WAS THROWN FORWARD/BACKWARD SIDEWAYS, ETC. ACCORDING TO THE IMPACTS. I SORT OF FELT LIKE A "RAGDOLL" BEING PITCHED VIOLENTLY EVERY WHICH WAY. AFTER THE PLANE STOPPED COMPLETELY THERE WAS A FLASH FLAME THAT ENGULFED THE UPPER PART OF MY BODY (AS BEST I COULD TELL) + I THREW MY HANDS UP TOWARD MY FACE + IN FRONT OF ME FOR PROTECTION - THIS I THINK WAS "MORE INSTINCTUAL MOVE THAN A REASONED EFFORT."

4. Describe your injuries and how they were sustained.

BURNS - (20-25% over body) - ARMS/HANDS/FACE - SUSTAINED, I THINK, FROM THE FLASH FLAME AFTER IMPACT. LEGS - SUSTAINED, I THINK, FROM CRAWLING OVER DEBRIS DURING ESCAPE.

COMPRESSION FRACTURE (L1 VERTABRA IN SPINE) - SUSTAINED DURING IMPACTS WHEN I WAS BEING THROWN AROUND.

LACERATION LEFT SHIN - SUSTAINED EITHER WHEN CRAWLING OVER DEBRIS IN PLANE OR WHEN SLIDING DOWN METAL PIECE TO EXIT PLANE.

5. What equipment, instructions, etc., were helpful in surviving this accident? Please describe in detail:

I CANNOT SAY THAT ANY US AIR EQUIPMENT/INSTRUCTIONS/PERSONNEL WERE OF ANY HELP IN MY SURVIVING THIS ACCIDENT. EVEN THOUGH I DID ENCOUNTER A FLIGHT ATTENDANT AFTER IMPACT WHILE WE WERE STILL IN THE PLANE + AFTER ASKING HOW I COULD HELP (THINKING SHE HAD BEEN WELL TRAINED FOR THIS EMERGENCY) SHE DISAPPEARED + MADE NO ATTEMPT TO HELP ME SAFELY FIND A WAY OUT OF THE WRECKAGE.

I OWE MY ESCAPE TO MY OWN CAPABILITIES + THE FACT THAT I REFUSED TO PANIC.

6. What safety improvements would you suggest to the design and operation of equipment, flight attendant procedures, etc.?

SEE QUESTION #5.

WHILE I UNDERSTAND THAT NOONE CAN PREDICT WHAT A PERSON WILL DO UNDER EMERGENCY CIRCUMSTANCES, I WOULD REALLY SUGGEST THAT FLIGHT ATTENDANTS BE IMPRESSED STRONGLY DURING EMERGENCY TRAINING ON KEEPING PASSENGERS TOGETHER + LEADING THEM TO SAFETY.

PART III - SAFETY RELATED INFORMATION

THE BLACK MAN KEPT ENCOURAGING BOY TO KEEP GOING WERE GOING TO GET OUT. I WAS DISTRACTED BY MY SEATMATE, RICHARD MORGAN, CALLING FOR HELP. + THEN ESCAPED THROUGH TUNNEL BECAUSE I FELT I COULD NOT FREE HIM, I ASSURED HIM I WOULD SEND HELP + THEN ESCAPED THROUGH TUNNEL

1. Which signs, if any, were lighted at the time of the accident?

- No smoking
- Fasten seatbelts
- Don't know (I WAS READING)

2. Were there lights on in the cabin after the aircraft came to a stop?

- Yes
- No
- If yes, describe type, location and intensity:
- Ceiling lights
- Emergency lights
- Exit lights
- Floor track lights
- Don't know

3. Estimate how far you could see in the cabin \_\_\_\_\_ feet or \_\_\_\_\_ seat rows

6' TO MY LEFT, 3' TO LEFT + FRONT

4. What was the position of your seatback?

- Straight up (TIPPED TO LEFT)
- Partially reclined
- Fully reclined
- Don't know

1' IMMEDIATELY IN FRONT OF ME. (SEE #5) 3' TO LEFT + BEHIND MY SEAT AN AREA FILLED WITH DEBRIS. 6'-8' WIDE

5. What was the position of the seatback in front of you?

- Straight up (TIPPED TO LEFT)
- Partially reclined
- Fully reclined
- Don't know

EVERYTHING SEEMED TO BE PILED UP RIGHT IN FRONT OF ME.

6. How tightly was your seatbelt fastened?

- Loosely
- Snugly
- Tightly
- Not fastened
- Don't know

7. If your seatbelt was not fastened, please state the reason: (e.g., seatbelt sign not on, not in seat, other)

N/A

8. The severity of the impact(s) and/or the manner in which the aircraft came to a stop was:

- Nothing unusual
- Like a very hard landing
- Extremely violent

TO THE BEST OF MY RECOLLECTION, THERE WERE AT LEAST 3 + NO MORE THAN 5 STRONG IMPACTS, (ALTHOUGH I WASN'T REALLY COUNTING.)

9. Did you assume a brace position/as demonstrated on the safety instruction card?

- Yes
- No

EXPLAIN: THERE WAS NO WARNING WE WERE GOING TO CRASH.

10. In which direction were you thrown during the impact(s)? (Check one or more)

- Forward
- Rearward
- Up
- Down
- Right
- Left
- Don't know

11. What happened to your seatbelt?

- Remained intact
- Opened/Separated
- Don't know

12. Did your seatbelt cause any bruises or injuries?

- Yes
- No

THERE IS A POSSIBILITY THAT WHEN I WAS THRUST FORWARD, THE FASTENED SEATBELT CONTRIBUTED TO THE COMPRESSION FRACTURE IN MY BACK BY HOLDING MY HIPS STATIONARY + ALLOWING THE UPPER PART OF MY BODY ONLY TO THRUST FORWARD.

13. What happened to your seat?

- Remained intact
- Came partially loose
- Broke free
- Don't know
- Other

DESCRIBE: I ASSUME IT WAS STILL BOLTED TO FLOOR EXCEPT FOR BEING PARTIALLY RECLINED + TIPPED TO LEFT IT WAS INTACT.

14. Please describe the general reaction of the passengers around you. (calm, panic, etc.)

UPON IMPACT AND AFTER THE FLASH FLAME SUBSIDED I COULD NOT SEE ANY OTHER PASSENGERS IMMEDIATELY - AFTER UNLOCKING MY SEAT BELT + STANDING UP, THE INITIAL SILENCE WAS BROKEN BY MUFFLED CRIES FOR HELP COMING FROM IN FRONT OF ME. I ENCOUNTERED THE "TALL" BLACK MAN WHO HAD BEEN SEATED TO MY LEFT IN (19A), THE YOUNG BLACK BOY IN 20A, & KAREN FRONT THE FLIGHT ATTENDANT THE BLACK MAN WAS HELPING KAREN TRY TO OPEN AN EMERG. EXIT BEHIND ME + I TRIED TO ASSIST. FLAMES FORCED US TO ABORT THIS ATTEMPT, KAREN SEEMED VERY PANICKED + LEFT US. I SAW THE BLACK MAN DIRECTING BOY OUT TUNNEL OPENING 5

PART III - SAFETY RELATED INFORMATION (Continued)

15. Please describe your observations regarding the behavior of the flight attendants and/or crewmembers during and after the emergency:

AFTER ABORTED ATTEMPT TO OPEN AN EMERGENCY EXIT AT REAR OF PLANE, KAREN FORECHT SAID ~~SOMEONE~~ <sup>COME ON</sup> TO ME, BLACK MAN, BLACK BOY, BUT THEN SHE DISAPPEARED. DEMARY MET ME AS I EXITED THE PLANE + ASKED IF I WAS OR THEN INQUIRED IF THERE WAS ANYONE ELSE "IN THERE"

16. Did anyone give you instructions to evacuate or to use emergency equipment?

- Yes  No  Don't remember

If yes, who gave the instructions and what were they:

HE WAS ATTEMPTING TO ENTER NAUSE TO GET INTO THE PLANE AFTER I TOLD HIM ABOUT THE CARGO DOOR

17. Did you have any difficulty unbuckling your seatbelt:

- Yes  No

If yes, describe the difficulty:

18. How did you locate your exit?

I SAW DAYLIGHT + ASSUMED I COULD GET TO SAFETY IF I WOULD HEAD TOWARD IT

19. What exit did you use:

- Main door  Service door  Window exit  Tear or hole in cabin wall  Tailcone exit  Other

Describe further: right left, forward aft, etc.

AFT

20. Did you open the exit yourself?

- Yes  No  Already open If not, who did?

N/A

21. If you exited overwing, how did you get off the wing?

- Inflatable slide  Slid down back of wing  Jumped off front of wing

N/A

22. What instructions were available on the wing or other location(s) to help you exit thru the overwing exit?

N/A

23. Did either you or another person have difficulties in opening the exit?

- Yes  No If yes, describe:

AFTER UNBUCKLING MY SEATBELT AND STANDING UP I SAW FLIGHT ATTENDANT, KAREN FORECHT, I ASKED "WHAT DO WE NEED TO DO WHAT CAN I DO TO HELP?" SHE ANSWERED, "HELP US OPEN THIS [DOOR]" WE SCRAMBLED OVER DEBRIS + THE TALL BLACK MAN + YOUNG BLACK BOY, KAREN + I TRIED TO OPEN A DOOR IN REAR AREA, AS I ~~CREATED~~ OPENED FLAMES SHOT THROUGH THE CRACK + KAREN YELLED "NO SHUT IT" + WE SLAMMED IT SHUT, I WAS REALLY QUITE USELESS IN THIS EFFORT BECAUSE IN THE AREA WE WERE IN I COULDN'T REALLY GET ANY ~~LEVER~~ LEVERAGE WITH WHICH TO HELP OPEN THE DOOR.

6

PART III - SAFETY RELATED INFORMATION (Continued)

24. Were debris, equipment, passengers or other objects obstructing the exit area?  
 Yes  No If yes, describe: **AHEAD OF MY SEAT I SAW NO POSSIBLE EXIT ROUTE BECAUSE IT WAS TOTALLY FILLED WITH DEBRIS (PLANE SEATS, TREE PIECES ETC - ALL JUMBLED IN UNRECOGNIZABLE FORM). TO REAR ONLY TWO SMALL/MEDIUM TUNNELS WERE VISIBLE BUT THERE WAS DEBRIS EVERYWHERE - PILED UP.**
25. Did you see other people leave thru this exit?  
 Yes  No If yes, estimate how many persons: **2 - "TALL" BLACK MAN + YOUNG BLACK B**
26. Was any exterior lighting available?  
 Yes  No **DAYLIGHT**
27. While in the aircraft, did you see other exits being used?  
 Yes  No If yes, describe the location and number of persons who used each exit:
28. Did you use any emergency equipment, such as an inflatable slide, rope, life jacket, lift raft, oxygen mask, etc.?  
 Yes  No If yes, what emergency equipment did you use?
29. Describe any problems encountered in using this equipment?  
**N/A**
30. Did you assist or receive assistance from any of your fellow passengers, crewmembers or rescue personnel during the evacuation?  
 Yes  No If yes, describe the nature of assistance:  
**- ONLY ~~SEE~~ SEEING THE PEOPLE EXITING THROUGH THE "TUNNEL" + "HEARING" THAT THEY MADE IT SAFELY ALLOWED ME TO FEEL I COULD USE THIS EXIT TOO -**
31. Describe any persons who did not try, or were unable to leave the aircraft:  
**RICHARD MORGAN (19F) WHEN I LEFT THE PLANE, WAS TRAPPED IN HIS SEAT (ONLY HEAD + LEFT FOOT VISIBLE)**
32. How long did it take you to exit the aircraft?  
Estimate: **5-15** minutes and or \_\_\_\_\_ seconds **THIS IS ONLY A STAB AT AN ESTIMATE TIME WAS SO IRRELEVANT + EVERYTHING SEEMED**
33. How long did it take before the last person exited the aircraft?  
Estimate: \_\_\_\_\_ minutes and or \_\_\_\_\_ seconds **TO BE IN "SLOW MOTION" FOR ME DON'T KNOW**
34. Did you carry any objects with you when you evacuated?  
 Yes  No If yes, please describe the objects and if they affected your evacuation:
35. Did you see any rescue activity? (If there was fire, also see APPENDIX A for questions on fire fighting activities)  
 Yes  No If yes, how soon did rescuers arrive after the accident?  
How many **10-15** minutes and or \_\_\_\_\_ seconds? (Estimate)

**FIRETRUCKS ARRIVED ON SCENE RIGHT AFTER I EXITED ONTO THE FRONT YARD OF HOUSE + PEOPLE STARTED TO YELL "EVERYONE GET AWAY, WE'RE GOING TO (DOUSE) THE FIRE" THERE WERE NO EMS PERSONS THERE YET. I WALKED AROUND FOR QUITE SOME TIME + TALKED TO OTHER SURVIVORS + PEOPLE WHO HAD STOPPED AT ~~SCENE~~ BEFORE THE FIRST EMERGENCY PEOPLE ARRIVED.**



PART III - SAFETY RELATED INFORMATION (Continued)

36. Please describe your observations of the rescue activity.

THERE APPEARED TO BE SOME CONFUSION DURING RESCUE ACTIVITIES. SEVERAL PEOPLE APPROACHED ME AFTER THE CRASH TO ASSESS MY INJURIES. I TOLD THEM TO TAKE CARE OF THOSE WHO SEEMED TO BE MORE HURT THAN I WAS. ALL IN ALL, IN LIGHT OF THE ENORMITY OF THE CRISIS, THE RESCUE WORKERS PERFORMED VERY WELL. I WAS CATEGORIZED ACCORDING TO MY INJURIES + I FEEL WAS TREATED ACCORDINGLY. WHEN THE EMS WORKER, SHERRIE FROM GASTON AMBULANCE SERVICE WAS ASSIGNED TO ME, SHE DEVOTED HERSELF + EVEN SAID HELLO TO ME DURING A NEWS CAST. ALL IN ALL, I WOULD EVALUATE THE RESCUE EFFORTS AS ~~VERY~~ EXEMPLARY.

GENERAL COMMENTS

1. The Safety Board welcomes any comments you may have on improvements or changes to the design and operation of safety equipment such as exits, doors, evacuation slides, and to improve crew procedures. Other topics that the Safety Board is interested in learning about are: integrity of seats, including infant/child seats, and the ability of handicapped and mobility impaired passengers to evacuate from airplanes, the security of stowage provisions for carry-on baggage, the performance of oxygen systems, and the ability of passengers to hear and understand instructions by pilots and flight attendants.

APPENDIX A  
ACCIDENT INVOLVING FIRE\*

\* If there was NO fire, do NOT complete this appendix.

1. When were you first aware of fire?

- Before the accident     During the accident     After the accident     Don't remember

2. Was there an unusual odor before fire or smoke?

- Yes     No

If yes, please describe:

3. Where did you see the fire?

- Inside the aircraft     Outside the aircraft

Please indicate the location of the fire on the attached floor plan and/or describe its location below.

- FLASH FLAME IMMEDIATELY AFTER FINAL IMPACT - THIS SUBSIDED QUICKLY  
- FLAME WHEN OPENING EXIT DOOR - FIRE OUTSIDE AIRCRAFT AFTER ESCAPE.

4. Did smoke enter the cabin?

- Yes     No

If yes, how soon after you noticed the fire? Estimate how many \_\_\_\_\_ minutes or 10 seconds  
Describe where it first entered the cabin:

5. If the fire was inflight, what actions did the pilots and flight attendants take?

N/A

6. What color was the smoke when you first noticed it?

GREYISH

7. Did the color of the smoke change?

- Yes     No

When? \_\_\_\_\_ To what color? \_\_\_\_\_

8. If smoke hindered your evacuation, please describe its effect.

(limited visibility, eye irritation, breathing distress, nausea, etc.)

I CONCENTRATED ON ~~SEA~~ BREATHING SHALLOWLY IN ORDER NOT TO INHALE TOO MUCH SMOKE SO I WOULD NOT PASS OUT OR

SUFFER DAMAGE LATER FROM SMOKE INHALATION.

9. What did you do to protect your eyes, nose, mouth?  
FROM FIRE: COVERED FACE WITH HANDS + ARMS  
FROM SMOKE: BREATHED SHALLOWLY

10. Did you see any fire fighting activity?

- Yes     No

If yes, where and when did you see it?

RIGHT AFTER I EXITED (WITHIN MINUTES) FIRETRUCKS ARRIVED + BEGAN TO EXTINGUISH FLAMES ON TAIL SECTION OF PLANE.

11. How soon after the accident did you see fire fighting equipment arrive? Estimate how many 1-5 minutes or \_\_\_\_\_ seconds?

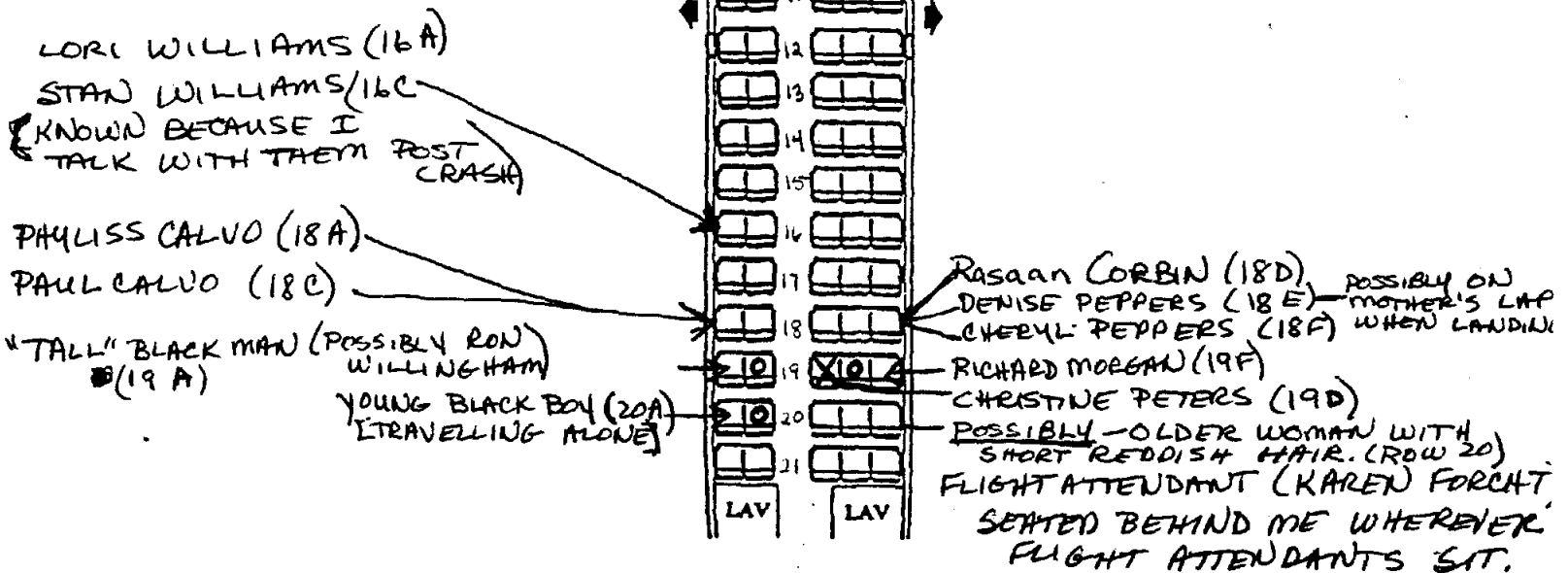
12. Please describe your observations of the fire fighting activities.

VERY EFFECTIVE AS FAR AS I SAW, BUT I WAS DIRECTED TO AN AREA SOMEWHAT REMOVED FROM THE PLANE + I BECAME MORE INTERESTED IN MY FELLOW PASSENGERS THERE THAN IN THE FIRE-FIGHTING EFFORTS.

- THE A+C ROW OF SEATS IN MY VICINITY APPEARED TO BE "FOLDED UNDER" SO WHEN I STEPPED FROM MY SEAT I WAS STEPPING DOWN ONTO THEM.

THE SIDE OF THE PLANE TO MY LEFT WAS GONE & WE WERE "BUTTED" UP AGAINST THE WING - THE DOOR LEADING FROM THE CARGO INTO KITCHEN WAS CLEARLY VISIBLE. THE ENTIRE COMPARTMENT I WAS IN WAS ENCLOSED EXCEPT FOR 2 MEDIUM/SMALL OPENINGS BEHIND ME, ONE OF WHICH I ESCAPED THROUGH

USAir Flight 1016  
DC-9-30  
July 2, 1994  
Charlotte, N.C.



- I THOUGHT ALL SEATS BEHIND ME (EXCEPT AS NOTED) WERE VACANT. I'M NOT TOTALLY SURE ABOUT ROW 20, BECAUSE PAUL & PHYLISS CALVO MOVED FROM THERE TO 18 A/C BEFORE

Passenger Name  
M. CHRISTINE PETERS

TAKEOFF &  
THERE MAY NOT  
HAVE BEEN ANY  
ONE ELSE IN  
THAT ROW.

**NATIONAL TRANSPORTATION SAFETY BOARD  
SURVIVAL FACTORS  
AIRCRAFT PASSENGER QUESTIONNAIRE**

**PERSONAL IDENTIFICATION**

**NAME:**

- Mr.
- Mrs.
- Ms.

RAHSAAN S. CORBIN  
(First) (Middle Initial) (Last)

**Address:**

[REDACTED]  
(Street)  
LANSdowne PA 19050  
(City) (State) (Zip Code)

**Telephone:**

[REDACTED]  
(Home) (Work)

**Occupation:**

PRIVATE IN U.S. ARMY

Age 20 Height 5' 11" Weight 180

Were you disabled in any way prior to the accident? Yes  No  If yes, please describe:

**ACCIDENT IDENTIFICATION**

Airline: USAIR Aircraft: \_\_\_\_\_ Flight No. 1016

Location of Accident: Charlotte, N.C.  
(City) (State)



Date of Accident: 7-2-94 Time: \_\_\_\_\_ AM/PM

**YOUR LOCATION**

**Instructions:**

**The attached diagram on the last page shows the floor plan of the aircraft.  
The doors and emergency exits are indicated by large arrows.**

**USE THESE  
SYMBOLS  
ON AIRCRAFT  
FLOOR PLAN**

1. If you know your EXACT seat position, place an "X" on that seat . . . . .
2. If you are NOT SURE of your seat position, place a question mark on that seat . . . . .
3. Position of other KNOWN passengers (by name or description) . . . . .  **EXAMPLE: Mr. Harmpfer or tall man with grey hair, etc.** 
4. Show your route of ESCAPE (draw line from your seat to exit used) . . . . .  
5. Indicate known EMPTY seats in your vicinity . . . . .
6. Use this floor plan for any other information you consider important such as location of fire in the cabin, breaks or holes in the fuselage or cabin wall, etc.

PART I - PRIOR AVIATION EXPERIENCE AND SAFETY BRIEFING

1. How frequently do you travel by air?

- This was the first time     Rarely     Occasionally     Frequently

2. Do you have any aviation experience?

- Yes     No    If yes, please describe briefly:

3. Do you recall the emergency instructions briefing received prior to or after takeoff?

- Yes     No     Don't remember

4. Of what value were these instructions to you during this accident?

INSTRUCTIONS WERE OF NO VALUE.

5. Did you read the safety instruction card or booklet in the seatback pocket in front of you?

- Yes     No

6. Of what value were these instructions to you during this accident?

7. What changes would you recommend to improve safety instructions to passengers?

How to brace yourself in the event of a crash.

**PART II - OBSERVATIONS**

1. Please describe your observations of the flight beginning with what drew your attention that something was wrong and ending with your exiting from the aircraft. Where possible, indicate time sequence of observation or duration of event.

Lot of turbulence. Someone coming in back to check the wing (left) twice. When beverages were served late in the flight and collected quickly

2. Did you know that the aircraft was about to have an accident?  Yes  No  
If yes, please comment on how you concluded something was wrong.

(P.A. system, flight attendant, other method)

CRRAFT WAS decending rapidly.

PART II - OBSERVATIONS (Continued)

3. What actions did you take before and after impact to protect yourself and why?

BRACED MYSELF IN THE CHAIR. SO IF WE  
DID CRASH I WOULDN'T BE THROWN.  
PUT HEAD BETWEEN LEGS TO PROTECT  
MYSELF FROM FLYING DEBRIS & GLASS.

4. Describe your injuries and how they were sustained.

BOTH EARS AND BACK OF HEAD BURNED FROM  
FIRE. CUT ON FOREHEAD & BACK FROM  
FLYING GLASS. FIREARMS BURNED, BROKEN KENDON  
IN RIGHT HAND, CUTS (DEEP LACERATIONS) AND BURNS  
ON BOTH LEGS - BACK & ANKLE INJURY.

5. What equipment, instructions, etc., were helpful in surviving this accident? Please describe in detail:

NOTHING IN THE AIRCRAFT.

6. What safety improvements would you suggest to the design and operation of equipment, flight attendant procedures, etc.?

AUTOMATIC FIRE EXTINGUISHERS, CHILD  
SAFETY SEATS WITH A PROTECTIVE DOME.

PART III - SAFETY RELATED INFORMATION

1. Which signs, if any, were lighted at the time of the accident?  
 No smoking       Fasten seatbelts       Don't know
2. Were there lights on in the cabin after the aircraft came to a stop?  
 Yes       No      If yes, describe type, location and intensity:  
 Ceiling lights       Emergency lights       Exit lights       Floor track lights       Don't know
3. Estimate how far you could see in the cabin \_\_\_\_\_ feet or 2 seat rows AFTER CRASH
4. What was the position of your seatback?  
 Straight up       Partially reclined       Fully reclined       Don't know
5. What was the position of the seatback in front of you?  
 Straight up       Partially reclined       Fully reclined       Don't know
6. How tightly was your seatbelt fastened?  
 Loosely       Snugly       Tightly       Not fastened       Don't know
7. If your seatbelt was not fastened, please state the reason: (e.g., seatbelt sign not on, not in seat, other)

8. The severity of the impact(s) and/or the manner in which the aircraft came to a stop was:  
 Nothing unusual       Like a very hard landing       Extremely violent      Please describe:

It crashed to the ground.

9. Did you assume a brace position as demonstrated on the safety instruction card?  
 Yes       No      Explain:

used common sense.

10. In which direction were you thrown during the impact(s)? (Check one or more)  
 Forward       Rearward       Up       Down       Right       Left       Don't know

All of the mentioned directions

11. What happened to your seatbelt?  
 Remained intact       Opened/Separated       Don't know

12. Did your seatbelt cause any bruises or injuries?  
 Yes       No      If yes, describe location and nature of injuries:

13. What happened to your seat?  
 Remained intact       Came partially loose       Broke free       Don't know       Other  
Describe:

14. Please describe the general reaction of the passengers around you. (calm, panic, etc.)

Don't know



PART III - SAFETY RELATED INFORMATION (Continued)

15. Please describe your observations regarding the behavior of the flight attendants and/or crewmembers during and after the emergency:

Not helpful

16. Did anyone give you instructions to evacuate or to use emergency equipment?

Yes  No  Don't remember If yes, who gave the instructions and what were they:

17. Did you have any difficulty unbuckling your seatbelt:

Yes  No If yes, describe the difficulty:

It wouldn't unbuckle

18. How did you locate your exit?

Looked Around.

19. What exit did you use:

Main door  Service door  Window exit  Tear or hole in cabin wall  Tailcone exit  Other  
Describe further: right/left, forward/aft, etc.

Tear or hole in the cabin ceiling

20. Did you open the exit yourself?

Yes  No  Already open If not, who did?

21. If you exited overwing, how did you get off the wing?

Inflatable slide  Slid down back of wing  Jumped off front of wing

22. What instructions were available on the wing or other location(s) to help you exit thru the overwing exit?

None

23. Did either you or another person have difficulties in opening the exit?

Yes  No If yes, describe:

N/A

PART III - SAFETY RELATED INFORMATION (Continued)

24. Were debris, equipment, passengers or other objects obstructing the exit area?  
 Yes     No    If yes, describe:

25. Did you see other people leave thru this exit?  
 Yes     No    If yes, estimate how many persons: \_\_\_\_\_

26. Was any exterior lighting available?  
 Yes     No

27. While in the aircraft, did you see other exits being used?  
 Yes     No    If yes, describe the location and number of persons who used each exit:

28. Did you use any emergency equipment, such as an inflatable slide, rope, life jacket, life raft, oxygen mask, etc.?  
 Yes     No    If yes, what emergency equipment did you use?

29. Describe any problems encountered in using this equipment?

*N/A*

30. Did you assist or receive assistance from any of your fellow passengers, crewmembers or rescue personnel during the evacuation?  
 Yes     No    If yes, describe the nature of assistance:

31. Describe any persons who did not try, or were unable to leave the aircraft:

32. How long did it take you to exit the aircraft?  
Estimate: 5 minutes and or \_\_\_\_\_ seconds

33. How long did it take before the last person exited the aircraft?  
Estimate: \_\_\_\_\_ minutes and or \_\_\_\_\_ seconds    *Don't know*

34. Did you carry any objects with you when you evacuated?  
 Yes     No    If yes, please describe the objects and if they affected your evacuation:

35. Did you see any rescue activity? (If there was fire, also see APPENDIX A for questions on fire fighting activities)  
 Yes     No    If yes, how soon did rescuers arrive after the accident?

How many \_\_\_\_\_ minutes and or \_\_\_\_\_ seconds?    (Estimate)

*They were not there when I exited the AIRCRAFT.*

**PART III - SAFETY RELATED INFORMATION (Continued)**

36. Please describe your observations of the rescue activity.

The flight crew were the first  
people attended to.

**GENERAL COMMENTS**

1. The Safety Board welcomes any comments you may have on improvements or changes to the design and operation of safety equipment such as exits, doors, evacuation slides, and to improve crew procedures. Other topics that the Safety Board is interested in learning about are: integrity of seats, including infant-child seats, and the ability of handicapped and mobility impaired passengers to evacuate from airplanes, the security of stowage provisions for carry-on baggage, the performance of oxygen systems, and the ability of passengers to hear and understand instructions by pilots and flight attendants.

**APPENDIX A  
ACCIDENT INVOLVING FIRE\***

**\* If there was NO fire, do NOT complete this appendix.**

1. When were you first aware of fire?

- Before the accident     During the accident     After the accident     Don't remember

2. Was there an unusual odor before fire or smoke?    If yes, please describe:

- Yes     No

*Don't know*

3. Where did you see the fire?

- Inside the aircraft     Outside the aircraft

Please indicate the location of the fire on the attached floor plan and/or describe its location below.

*Don't remember seeing the fire. I just felt it.*

4. Did smoke enter the cabin?

- Yes     No

If yes, how soon after you noticed the fire? Estimate how many \_\_\_\_\_ minutes or \_\_\_\_\_ seconds

Describe where it first entered the cabin:

5. If the fire was inflight, what actions did the pilots and flight attendants take?

6. What color was the smoke when you first noticed it?

7. Did the color of the smoke change?

- Yes     No

When? \_\_\_\_\_ To what color? \_\_\_\_\_

8. If smoke hindered your evacuation, please describe its effect.  
(limited visibility, eye irritation, breathing distress, nausea, etc.)

9. What did you do to protect your eyes, nose, mouth?

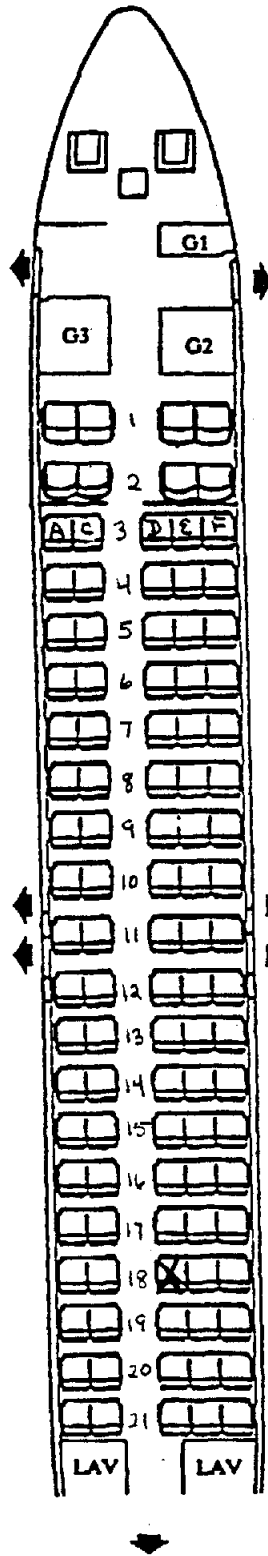
10. Did you see any fire fighting activity?

- Yes     No

If yes, where and when did you see it?

11. How soon after the accident did you see fire fighting equipment arrive? Estimate how many \_\_\_\_\_ minutes or \_\_\_\_\_ seconds?

12. Please describe your observations of the fire fighting activities.



USAir Flight 1016  
 DC-9-30  
 July 2, 1994  
 Charlotte, N.C.

*Peppers (mother & daughter)*

Passenger Name

Corbin, RAHSAAN