

Gulfstream Aerospace  
Roswell, NM  
April 2, 2011  
DCA011MA076

**NATIONAL TRANSPORTATION SAFETY BOARD  
WASHINGTON, D.C.**

ATTACHMENT 7

G650 CRASH CREW INFORMATION BOOKLET

15 Pages

GULFSTREAM GVI  
CRASH CREW INFORMATION

---



Original Issue:  
1 November 2010

Gulfstream

GULFSTREAM GVI  
CRASH CREW INFORMATION  
EXTERIOR DOORS

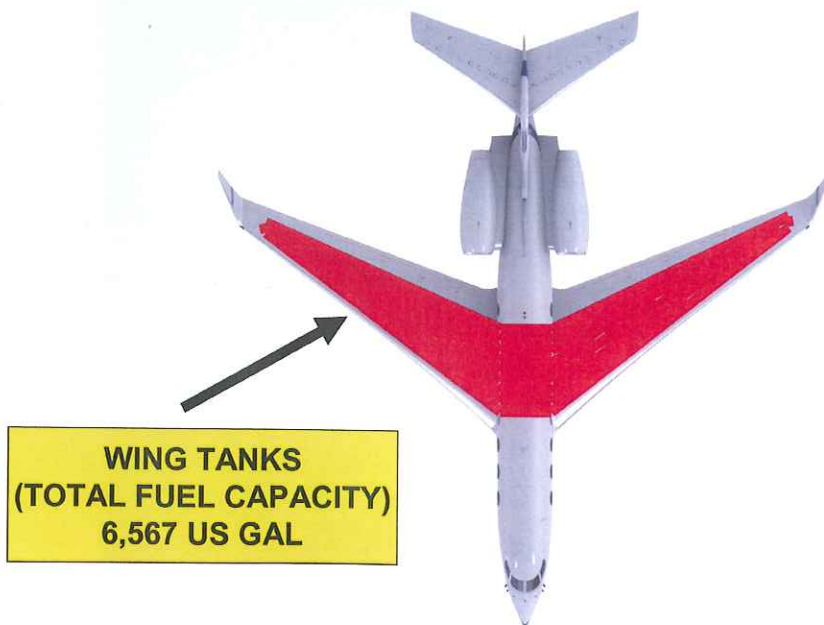
---



- PRIMARY EMERGENCY EXITS
- ONLY AS A LAST RESORT

GULFSTREAM GVI  
CRASH CREW INFORMATION  
FUEL LOADING

---



GULFSTREAM GVI  
CRASH CREW INFORMATION  
MAIN ENTRY DOOR

---



GULFSTREAM GVI  
**CRASH CREW INFORMATION**  
MAIN ENTRY DOOR INTERIOR CONTROL HANDLE

---


- HANDLE USED FROM THE INSIDE ONLY BY AIRCREW. OPERATION FROM THE INSIDE REQUIRES THAT RED TRIGGER BE SQUEEZED AND ENGAGED PRIOR TO MOVING DOOR LEVER TO OPEN OR CLOSED POSITIONS.



GULFSTREAM GVI  
CRASH CREW INFORMATION  
MAIN ENTRY DOOR EXTERIOR CONTROL HANDLE

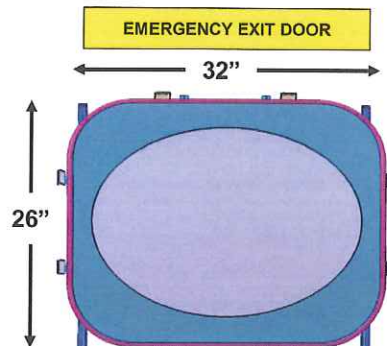
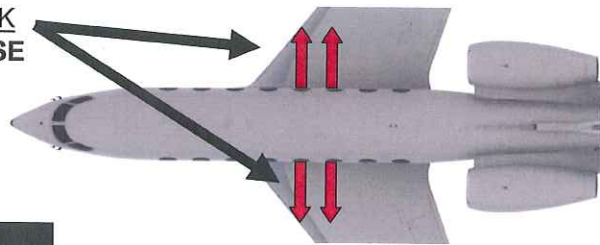
---

- PUSH ON BOTTOM PART OF DOOR HANDLE LABELED "PUSH" TO UNLOCK THE LEVER. PULL THE DOOR LEVER OUT AND UP TO UNLOCK AND RELEASE THE DOOR.



GULFSTREAM GVI  
CRASH CREW INFORMATION  
OVERWING EXITS

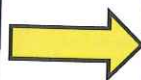

- FOUR OVERWING EMERGENCY EXITS.
- INTERIOR EMERGENCY DOOR LOCK RELEASE. PULL DOWN TO RELEASE DOOR.





GULFSTREAM GVI  
CRASH CREW INFORMATION  
OVERWING EXITS

- OVERWING EMERGENCY EXITS.
- EXTERIOR EMERGENCY DOOR LOCK ACCESS AND RELEASE.



GULFSTREAM GVI  
CRASH CREW INFORMATION  
COCKPIT

---



---

Gulfstream

**GULFSTREAM GVI  
CRASH CREW INFORMATION**


---

**COCKPIT CENTER PEDESTAL**



GULFSTREAM GVI  
CRASH CREW INFORMATION  
COCKPIT CENTER PEDESTAL

- TWO FIRE EMERGENCY CONTROL HANDLES. PULL OUT FIRE EMERGENCY HANDLES TO SHUT OFF ALL FLUIDS TO ENGINES.
- TWO ENGINE FUEL CONTROL SWITCHES. PULL OUT TO UNLOCK AND MOVE DOWN TO SHUTOFF.



**GULFSTREAM GVI  
CRASH CREW INFORMATION**

---


**COCKPIT OVERHEAD PANEL**

**ELECTRICAL  
CONTROL PANEL**



GULFSTREAM GVI  
CRASH CREW INFORMATION  
COCKPIT ELECTRICAL CONTROL PANEL

1. EMERGENCY BATTERIES. PUSH "OFF" BUTTON TO TURN OFF.
2. TWO FLIGHT CONTROL BATTERIES. PUSH TO TURN OFF.
3. TWO BATTERY SWITCHES. PUSH TO TURN OFF.



GULFSTREAM GVI  
CRASH CREW INFORMATION  
COCKPIT OVERHEAD PANEL

---

AUXILLARY POWER  
UNIT CONTROL PANEL



GULFSTREAM GVI  
CRASH CREW INFORMATION  
APU CONTROL PANEL

---

- "MASTER SWITCH. PUSH "OFF".

