

Chalk's Ocean Airways
Miami, Florida
December 19, 2005
DCA06MA010

**National Transportation Safety Board
Washington, DC**

Attachment 1

Chalk's Passenger Safety Briefing Card

2 Pages

PLEASE DO NOT REMOVE CARD FROM AIRCRAFT

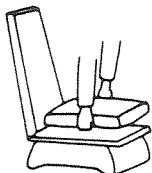
CHALK'S
OCEAN
AIRWAYS

WELCOME ABOARD!
THE GRUMMAN G-73T
Turbo Mallard - 17 Seater

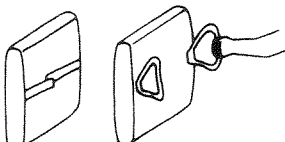
SAFETY FEATURES

NO SMOKING!


LIFE JACKETS



PULL CUSHION FROM SEAT.



PULL STRAPS FROM BACK.



PUT BOTH ARMS THROUGH STRAPS.

TAKEOFF & LANDING



FASTEN SEAT BELT.



NO SMOKING AT ANY TIME.

SEAT BELT



TO FASTEN.



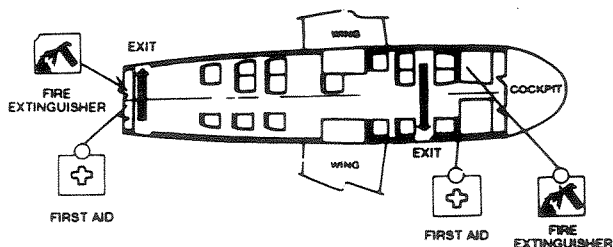
TO TIGHTEN, PULL STRAP.



TO UNFASTEN, LIFT TAB.


EMERGENCY EQUIPMENT

LOCATION



FIRE EXTINGUISHER

1. Release clip on mounting bracket, and remove fire extinguisher.
2. Pull pin.
3. Aim at base of fire.
4. Squeeze lever.
5. Use side-to-side sweeping motion.



Aircraft Made in U.S.A.

EXIT ROW SEATING

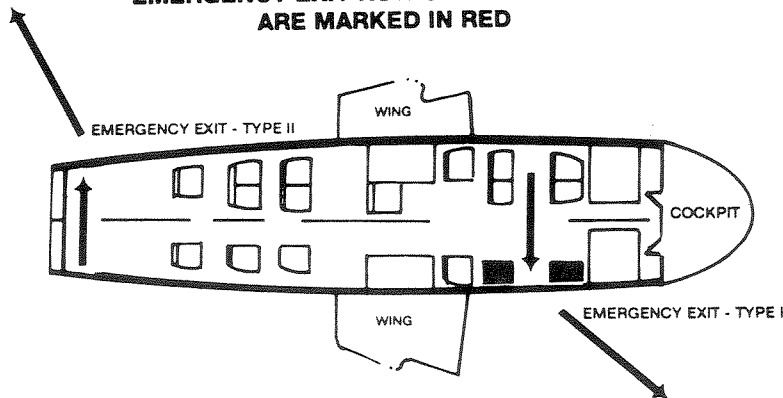
Federal Regulations require that persons seated in an exit row be capable of reading, speaking English, visually locating the exit, hearing and understanding oral instructions to use the exit, have mobility, strength, dexterity in physically opening the exit and verbally directing others to the exit. They must be able to accomplish these tasks without obstructing the exit or being preoccupied with other attentions. CHILDREN UNDER 15, OR ANY PERSON NOT MEETING THESE REQUIREMENTS, MAY NOT SIT IN AN EXIT ROW.

PASSENGERS SEATED IN AN EXIT ROW MAY BE CALLED UPON TO PERFORM THE FOLLOWING:

- COMPREHEND INSTRUCTIONS FOR OPERATING EMERGENCY EXIT.
- LOCATE, RECOGNIZE AND OPERATE AN EMERGENCY EXIT.
- ASSESS CONDITIONS OUTSIDE AN EXIT TO SECURE SAFE EGRESS.
- FOLLOW THE ORAL INSTRUCTIONS OR HAND SIGNALS OF A CREWMEMBER.
- STOW AN EMERGENCY EXIT DOOR SO IT WILL NOT IMPEDE USE OF THE EXIT.
- PASS EXPEDITIOUSLY THROUGH AN EXIT AND FOLLOW A SAFE PATH AWAY FROM THE EXIT.

Passengers are required by federal regulations to comply with crewmembers in the implementation of these restrictions. If you are seated adjacent to an emergency exit and have the responsibility of caring for small children or another person traveling with you and CAN NOT or DO NOT feel capable of or are threatened with bodily harm or DO NOT want to perform these functions, or have a condition that is not apparent that may prevent you from understanding or performing the functions listed on this card, please identify yourself to a crewmember.

EMERGENCY EXIT - LOCATIONS EMERGENCY EXIT ROW SEAT LOCATIONS ARE MARKED IN RED



EMERGENCY EXIT - DOORS

