

Scaled Composites, LLC  
Koehn Dry Lake, CA  
October 31, 2015  
DCA15MA019

**NATIONAL TRANSPORTATION SAFETY BOARD  
WASHINGTON, D.C.**

ATTACHMENT 1

Photographs

17 Pages



Photo 1. Exterior photograph of main entry door of WK2.



Photo 2. Cockpit of WK2.





Photo 3. View of pilot seats through the main entry door of WK2.




Photo 4. Four seat attachment floor fittings from WK2 after removal of pilot seat.





Photo 5. Interior view of main entry door.




Photo 6. Interior view of main entry door handle.





Photo 7. Pilot seat from WK2.



Photo 8. Close-up of pilot seat restraints.





Photo 9. Pilot seat from WK2 with parachute in place.





Photo 10. Pilot seated in seat from WK2.



Photo 11. Pilot seated in seat from WK2.





Photo 12. Pilot's parachute as found by KCSO personnel.



Photo 13. Pilot's seat as found by KCSO personnel.





Photo 14. Pilot's seat as found by NTSB survival factors group.



Photo 15. Pilot's seat as found by NTSB survival factors group.





Photo 16. Damage to right shoulder area of pilot's seat.



Photo 17. CYPRES 2 red, static line connection to pilot seat.





Photo 18. Seat attachment fittings of pilot's seat.



Photo 19. Pilot's parachute harness and container. (Note stowed green pad and disconnected oxygen hose.)





Photo 20. CYPRES 2 device from pilot's parachute (prior to removal).



Photo 21. Close-up of the stowed green pud from the pilot's parachute.





Photo 22. Stowed green pud.



Photo 23. Close-up of disconnected oxygen hose.





Photo 24. Pilot's helmet.



Photo 25. Pilot's helmet. (Note: two small areas of damage).





Photo 26. Copilot's seat.



Photo 27. Copilot's seat.





Photo 28. Copilot's seat.



Photo 29. Copilot's seat and lapbelt restraints.






Photo 30. Seat attachment fitting and floor fitting from copilot's seat.



Photo 31. Reconstruction of raised pedestal, crew seats, and flooring of SS2.





Photo 32. Floor fittings and floor plates from SS2.