

Right Wing Gear Wheel Well Doors

Log Number LG10
Debris Field Green
Target Numbers Z3322, Z3348
Coordinates:
 Latitude _____
 Longitude _____

Inboard Door (Z3322)

Outer skin has a puncture and a crack as shown on illustration.

Rod failed at threaded area adjacent to door fitting.

Aft rod arm not attached to door assembly.

Third and fourth hinges aft are not attached to door assembly.

Structure has minor surface abrasions. No visible indication of soot.

Outboard Door (Z3348)

All hinges failed.

Rod and fitting not attached to door.

Aft inboard corner attached to inboard door.

Inner skin is cracked running forward where rod fitting was located..

Forward inboard corner area has structure not attached to door assembly. See illustration.

Structure has minor surface abrasions. No visible indication of soot.

TWA-REPHLO

[Signature] 11-20-96

[Signature] BOEING 12/18/96

SD GREEN ALPHA 1-20-97

Right Wing Gear Doors

Log Number LG10
Debris Field White and Green
Target Numbers White D2032, White D2033, White D2034; Green D2395
Coordinates:
 Latitude _____
 Longitude _____

Outboard Door (D2033)

Outboard corners separated from door assembly. (D2032, D2395)

Outboard corners have hinge fittings attached.

Rod assembly is attached.

Forward edge has been dented midway as shown on illustration.

Structure has minor surfaces abrasions. No visible indication of soot.

Inboard Door (D2034)

Inner skin has cracking and a dent as shown on illustration.

Aft outboard corner has approximately ten inches not attached.

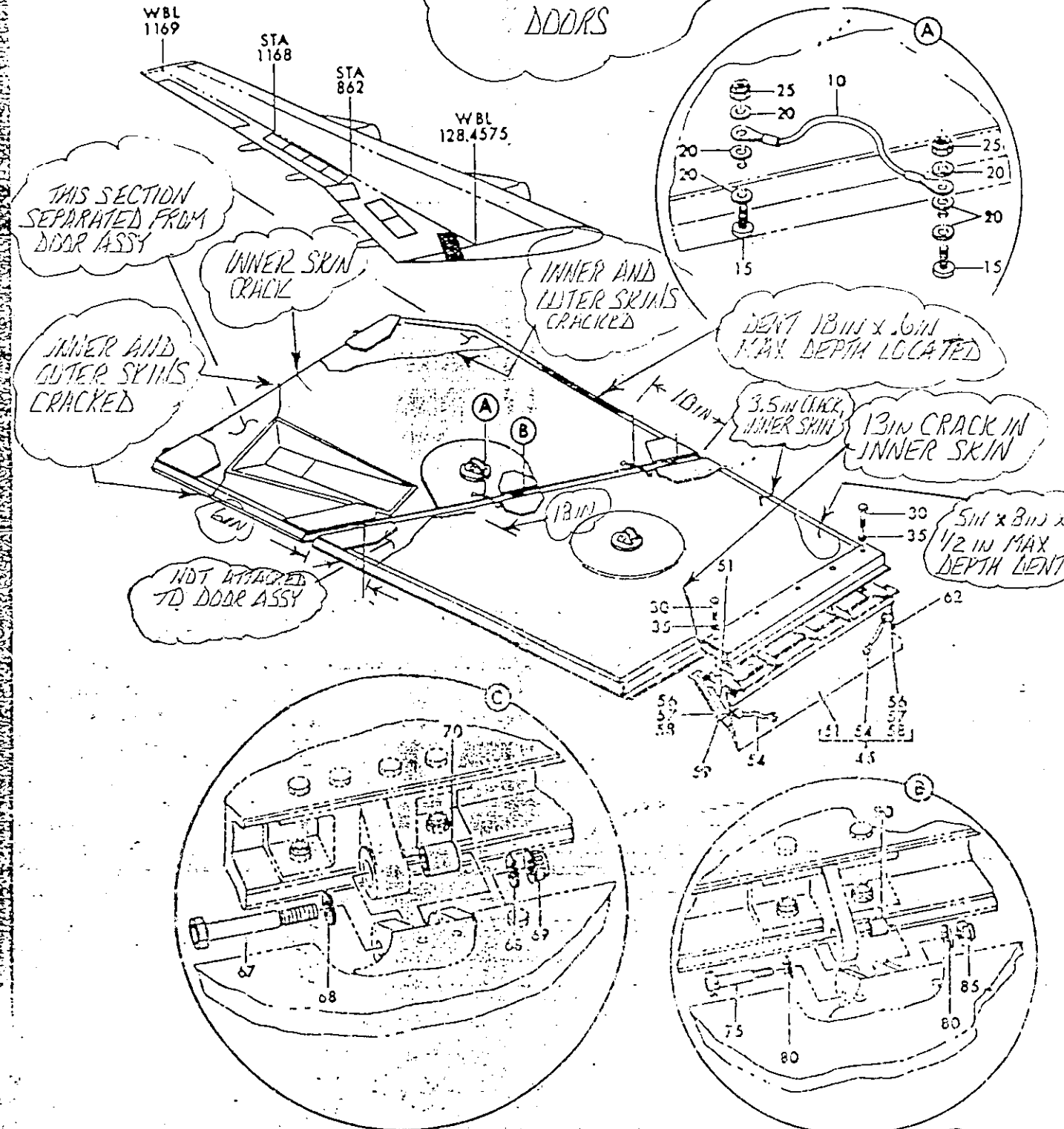
Two inches of rod assembly attached.

Both hinges are in tact with outboard door attached.

Structure has minor surface abrasions. No visible indication of soot.

J. M. [unclear] 12-6-96 TWA
Stephen F. [unclear] 12-06-96 FAA
R. [unclear] 12-6-96 TAM
D. [unclear] BOEING 12/18/96
SD GREEN ALPHA 01-20-87

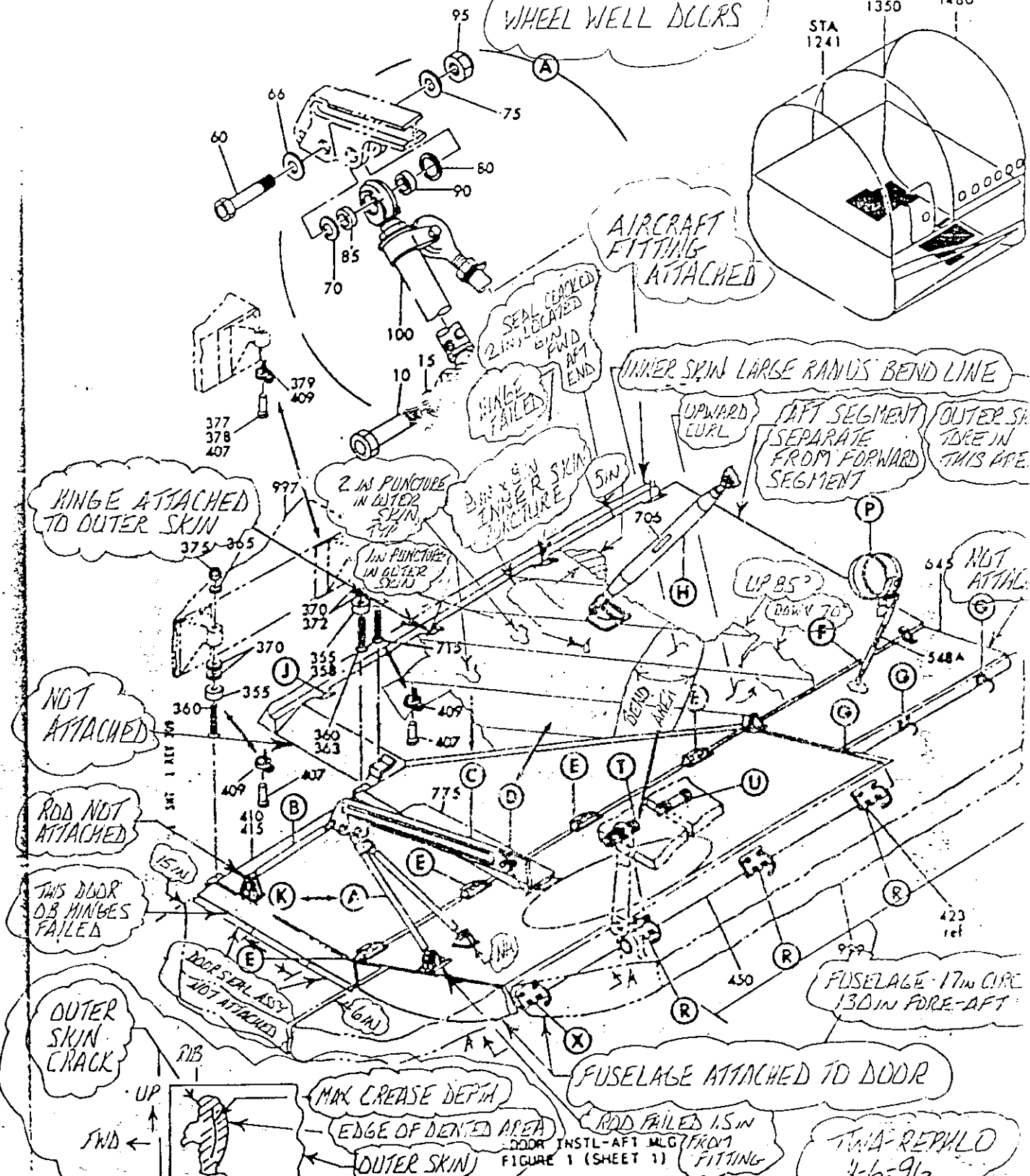
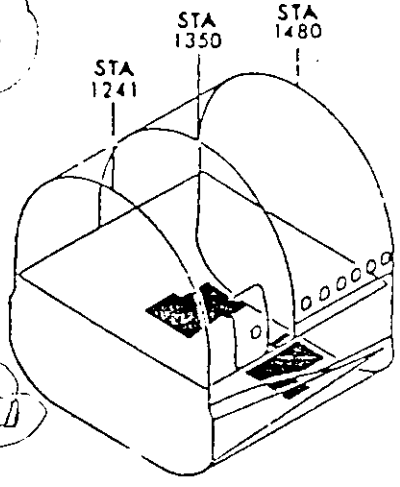
RIGHT WING GEAR DOORS



DOOR ASSY-WING LANDING GEAR
FIGURE 1

TVA-REPHLD
11-6-96

RIGHT BODY GEAR WHEEL WELL DOORS



32-14-02-01