

LOG # LF10 <sup>101</sup>  
 TARGET # Bevs  
 REVI  
 COORD: LAT 40 39 71  
 LONG 72 37 27

Segments labeled (A) & (B) from Green Area  
 (A) Green Tag # C167  
 (B) Green Tag

DEBRIS FIELD No I.D.  
 (for (B) & (D))

REFER METALLURGY GROUP NOTES

(labeled as (D))

Portion of Aft Pressure Bulkhead as shown on next sheet. Minimal deformation to central portion of segment. Small puncture area (going aft) on RHS segment. Static failure along fastener row attaching to periphery of web. No signs of fire damage.

REFER FIRE AND EXPLOSION GROUP NOTES FOR FIRE DAMAGE

S. Chishoh  
 8/6/96

Additional portions, (A) and (B), cover most of the remaining LHS portion of the Bulkhead. Part labeled (C) was attached by wires to part (B) but does not appear to be bulkhead structure. See sheet 6 for locations of

segments (A), (B), and (D)

Tom Tocher  
 FAA  
 10-9-96

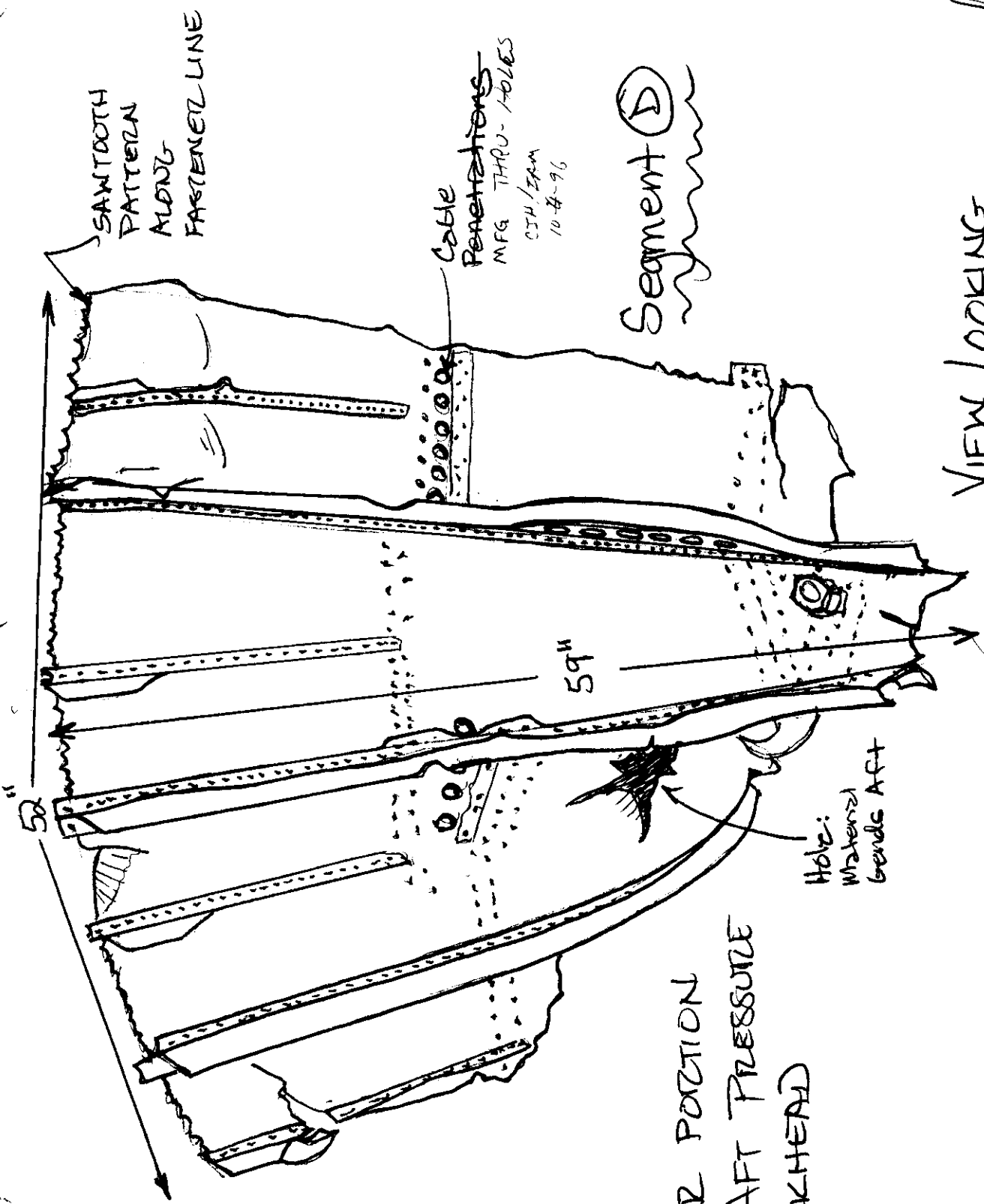
C. J. Hulett  
 10-24-96

DMB King  
 TWA 10-1-96

S. Chisholm  
8/6/96

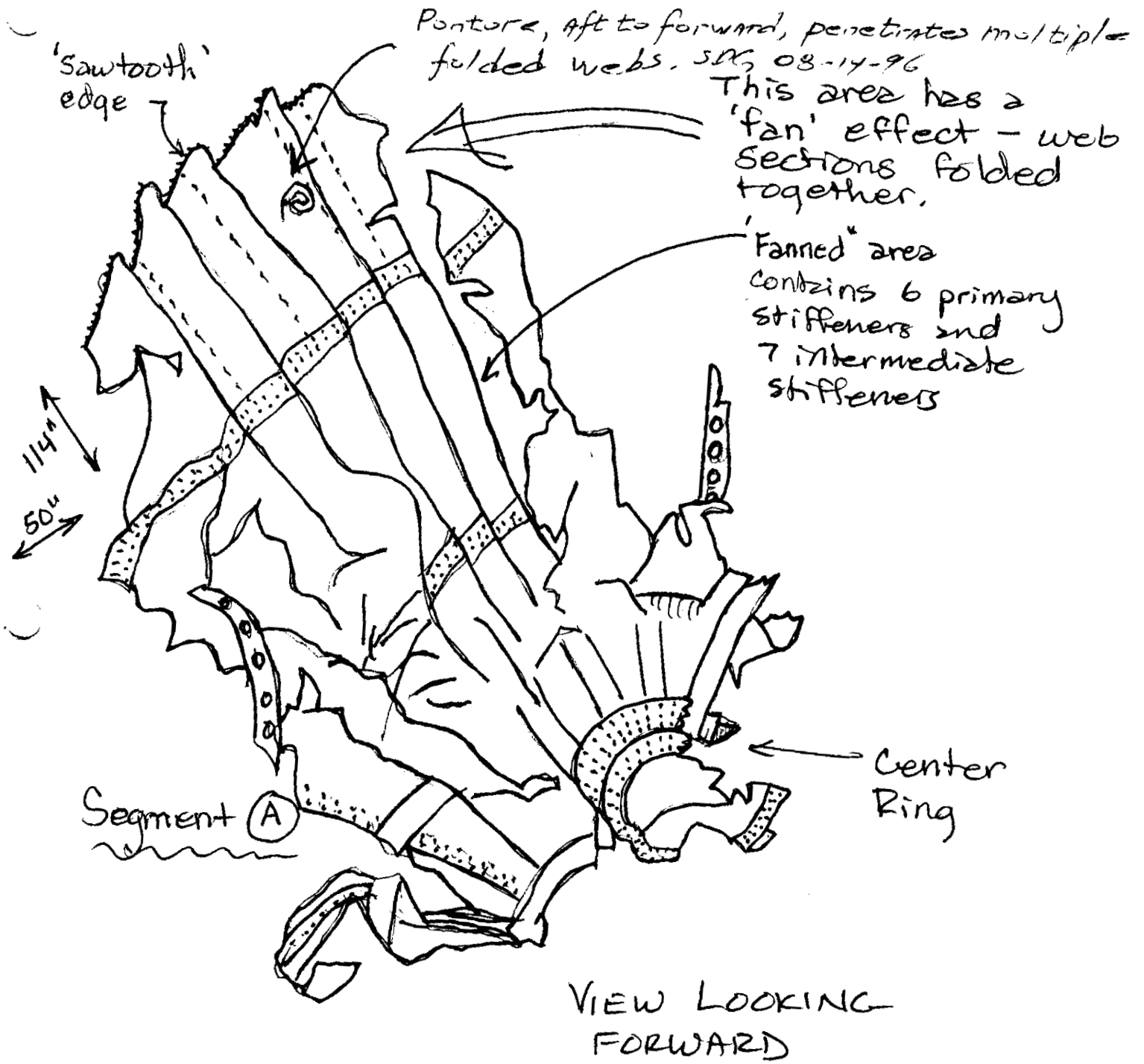
VIEW LOOKING  
AFT

Segment D



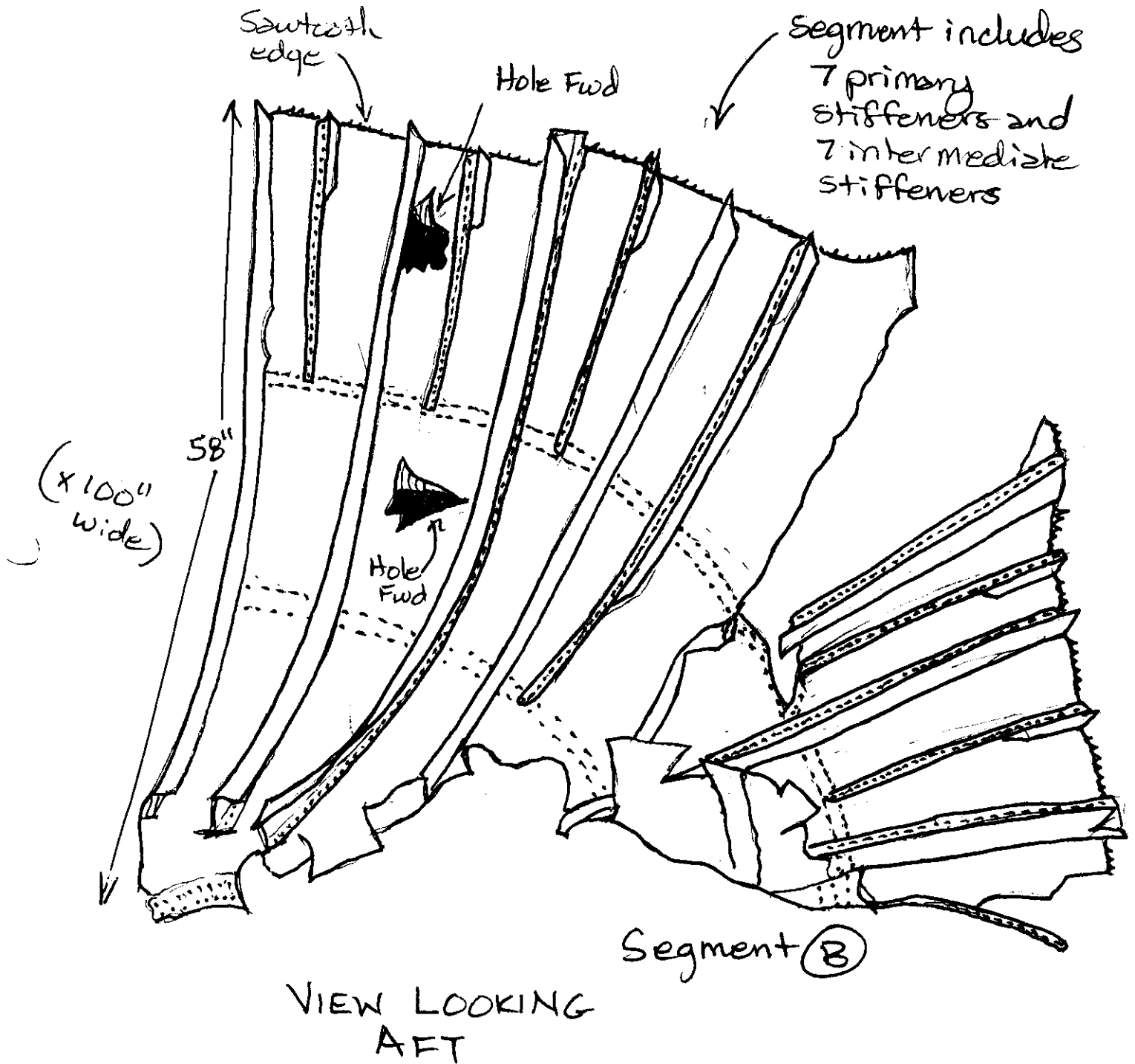
UPPER PORTION  
OF AFT PRESSURE  
BULKHEAD

# Aft Pressure Bulkhead Structure



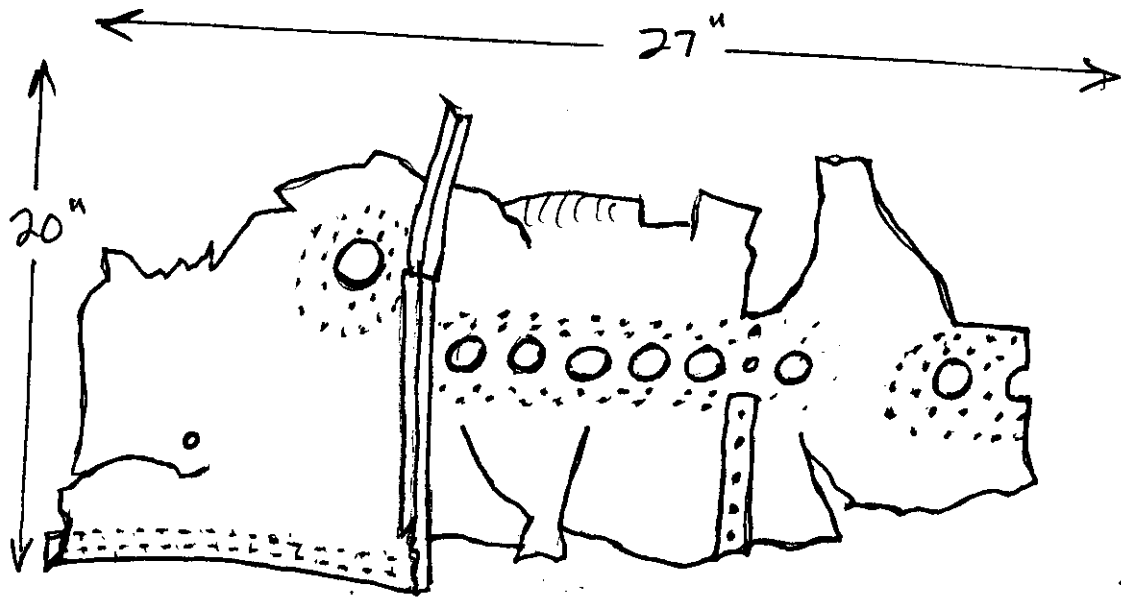
S. Chisholm  
8/2/96

# Aft Pressure Bulkhead Structure



S. Chisholm  
2/7/96  
4

This Structure Attached to  
Aft Pressure Bulkhead Structure



TAG-  
D 2037

Segment ©  
VIEW LOOKING  
Aft

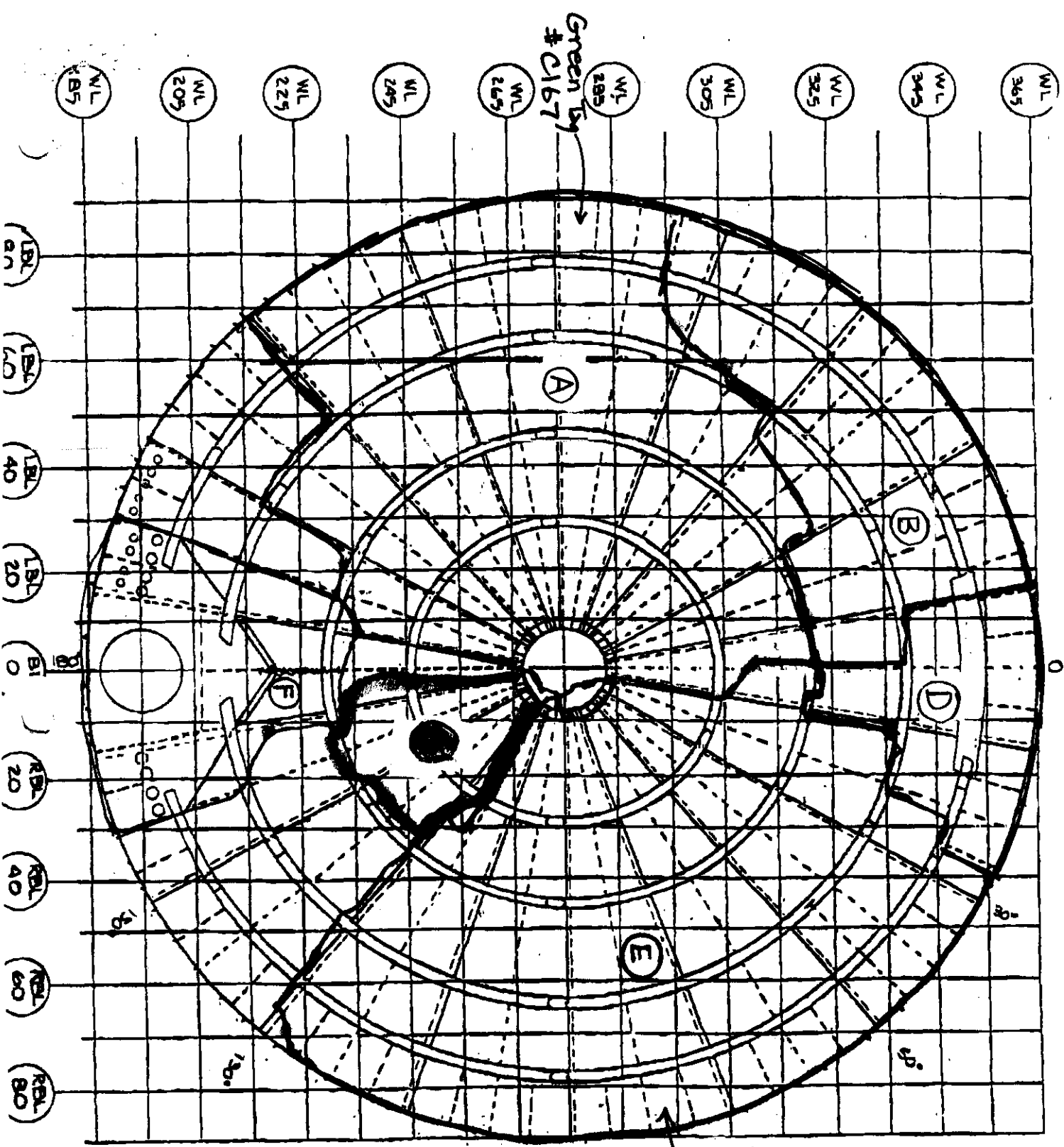
This small segment attached to segment © by a large bundle of wires. Also attached are mounting shelves for transponder, etc. Other panels (such as P/N 65B40520-20 electrical panel) still attached to segments by wires.

S. Christolm  
8/2/96

LF10

Drawn By:  
Added (E)

VIEW  
LOOKING  
FWD



LF10

Green Tag # C044

Additional portion (E) also recovered from green area. Overall dimensions are as shown on sheet 6. This part extends from center ring to outboard edge. Same sawtooth pattern as other segments. This portion is folded radially\* very similar to segment (A) (see sheet 3 for sketch of segment (A)).

\* i.e., COMPRESSED CIRCUMFERENTIALLY B.H.  
11/2/96

S. Chisholm  
8/12/96

Green Tag # C409

Additional portion (F) also recovered from green area. Overall dimensions are as shown on sheet 6. This part encompasses the APU cutout at lower center. Unlike the other pieces, this portion includes the Y-ring and 18 section 46 stringer end fittings. Small portions of skin FWD of STA 2360 are also attached. The entire segment is badly damaged common to the web. The duct work, fuel line, lav service panel, and other tubing are still attached.

There is no evidence of fire damage or sooting.

ALSO SHOWS RADIAL  
COMPRESSION.

B.H.  
11/2/96

S. Chisholm  
8/16/96

LF 10

Green Area no tag  
Received 8/20/96 Lot 12

Additional portion (G) size shown on  
sheet 6. Segment folded (stiffeners closed  
on each other) similar to portion (E).  
No soot.

Jim  
Powers  
8/25/96

