

LOG # FBM-2

TAG # A 423

LAT. 40° 38' 23.7"

LONG. 72° 38' 37.3"

DEBRIS FIELD; RED

PART A FBI # = 8-14-96-11

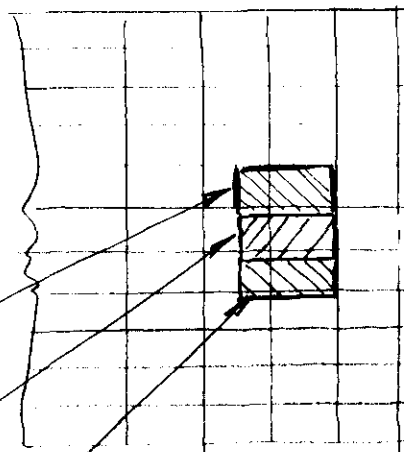
PART B FBI = UNKNOWN

ONLY PART A
HAS TAG

PART 2C

PART 2A

PART 2B



RBL 127
 98.58
 75.92
 57.50
 33.99
 11.33
 LBL 11.33
 33.99
 57.50
 75.92
 98.58
 LBL 127

STA 920 STA 960 STA 1000
 STA 940 STA 980

PART 2A CONSISTS OF THE FLOOR PANEL FROM LBL 11.33 TO RBL 11.33, STA 980 TO 948; STA 960 FLOOR BEAM FROM JUST INBD OF LBL 33.99 TO RBL 13; 13L ϕ INTERCOSTAL FROM STA 960 TO STA 980; LBL 11.33 SEAT TRACK SPLICE FROM STA 960 TO STA 980

PART 2B CONSISTS OF THE FLOOR PANEL FROM LBL 33.99 TO LBL 11.33, STA 980 TO 948; SEGMENT OF STA 960 FLOOR BEAM AT LBL 33.99; LBL 33.99 SEAT TRACK FROM STA 980 TO STA 952. STA 960 FLR BM SEGMENT INCLUDES UPR CHORD FROM LBL 36.5 TO LBL 26.

PART 2C CONSISTS OF FLR PANEL FROM RBL 11.33 TO RBL 33.99, STA 980 TO 948; FLR BM UPR CHORDS @ STA 980 & 960

Time King
 10-24-96
 Dennis Santiago
 11/23/96

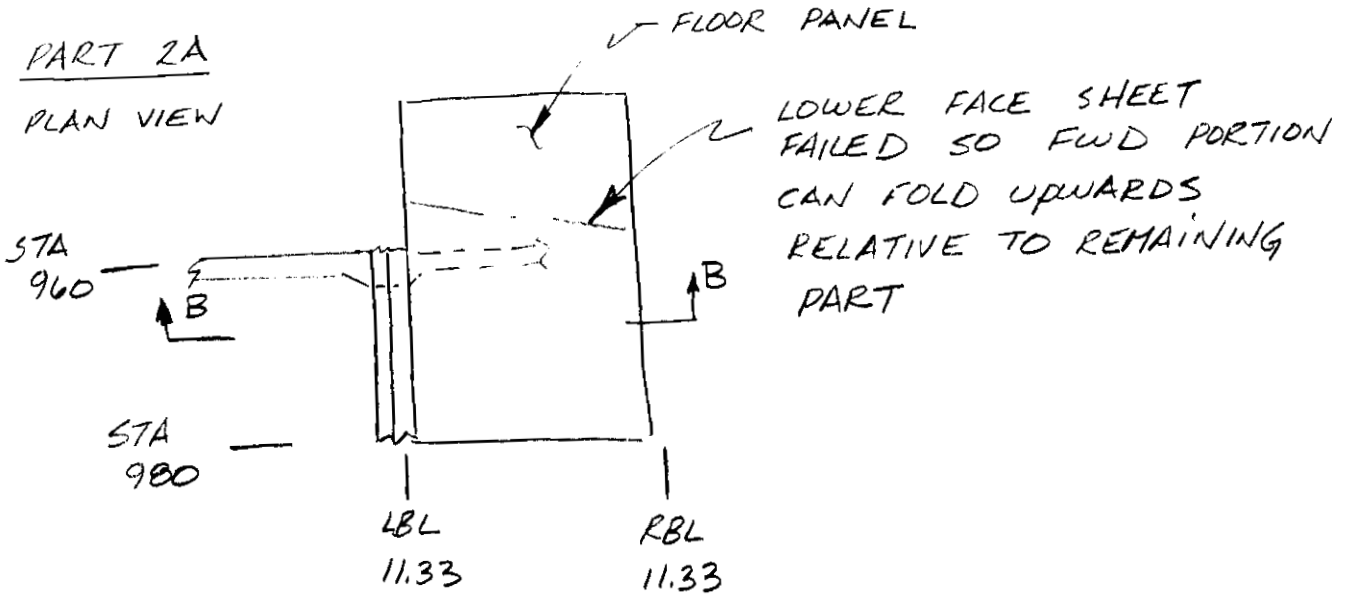
R-1-5
 11-7-96

John Zibler FAA
 10-24-96

Pg 1 of 5
 R Hanauer 10/3/96

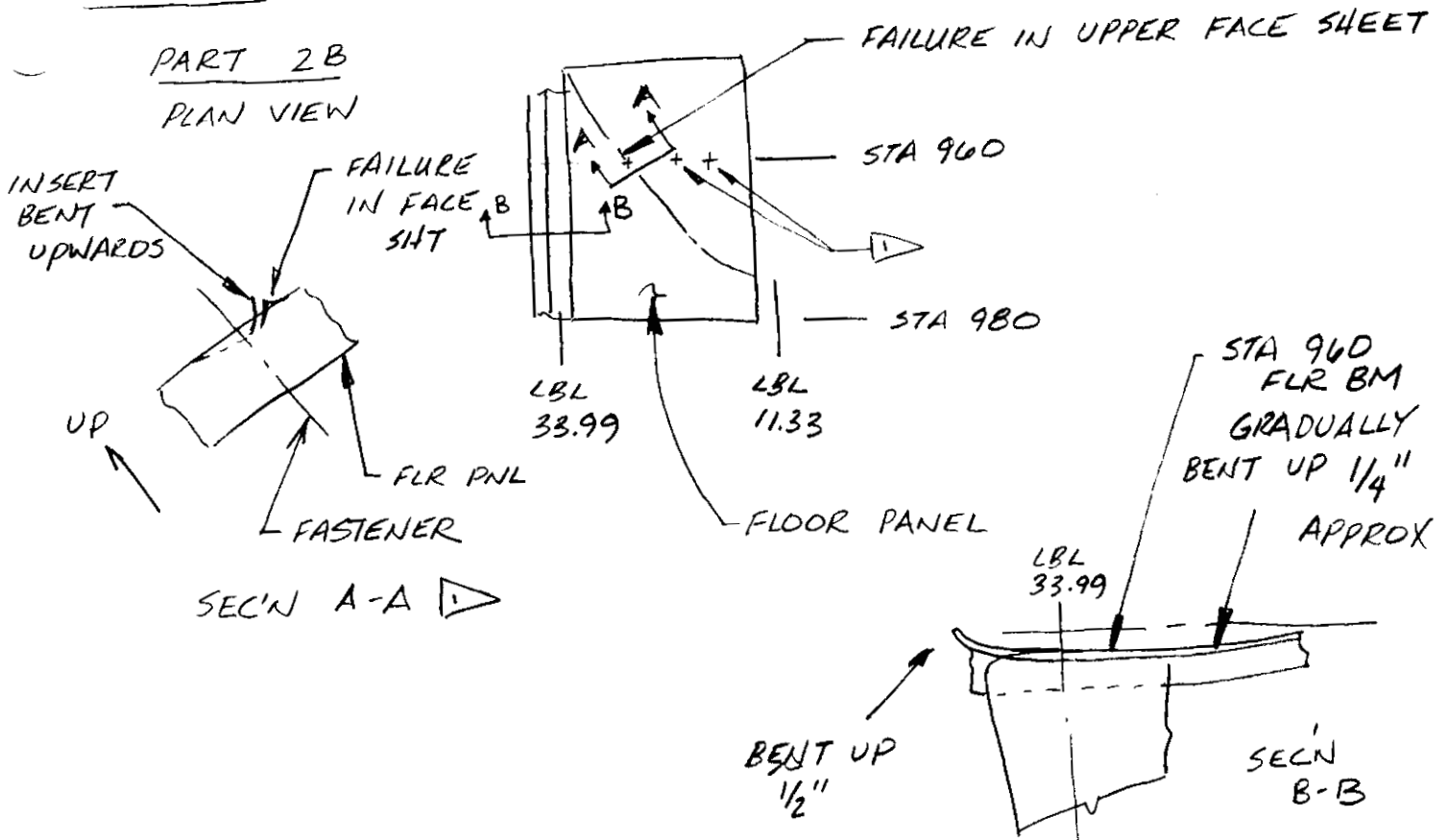
FBM-2

PART 2A
PLAN VIEW



- ALL INSERTS COMMON TO EDGE HAVE PULLED/SHEARED OUT EXCEPT COMMON TO SEAT TRACK @ LBL 11.33 & PL ⌀ INTERCOSTAL @ STA 980

PART 2B
PLAN VIEW



NOTE; INSERTS ATTACHED TO PART 2A FLOOR BEAM UPR CHD DO NOT EXHIBIT SAME TREND
 Lou Zalkin FAA 10-24-96 Pg. 2 R. Hanover 10/31/96

FBM-2

DUCTILE TENSION WITH BENDING & FAILURE IN UPR CHORD

LBL 33.99

PART 2B

BF

PART 2A

LBL 11.33

DUCTILE TENSION w/ BENDING FAILURE IN UPR CHORD

UPR FLANGE OF UPR TEE MISSING

STA 960

FLR BM

RBL 11.33

BL 0.0

BF

WEB TORN & BENT FWD IN THIS STIFF BAY

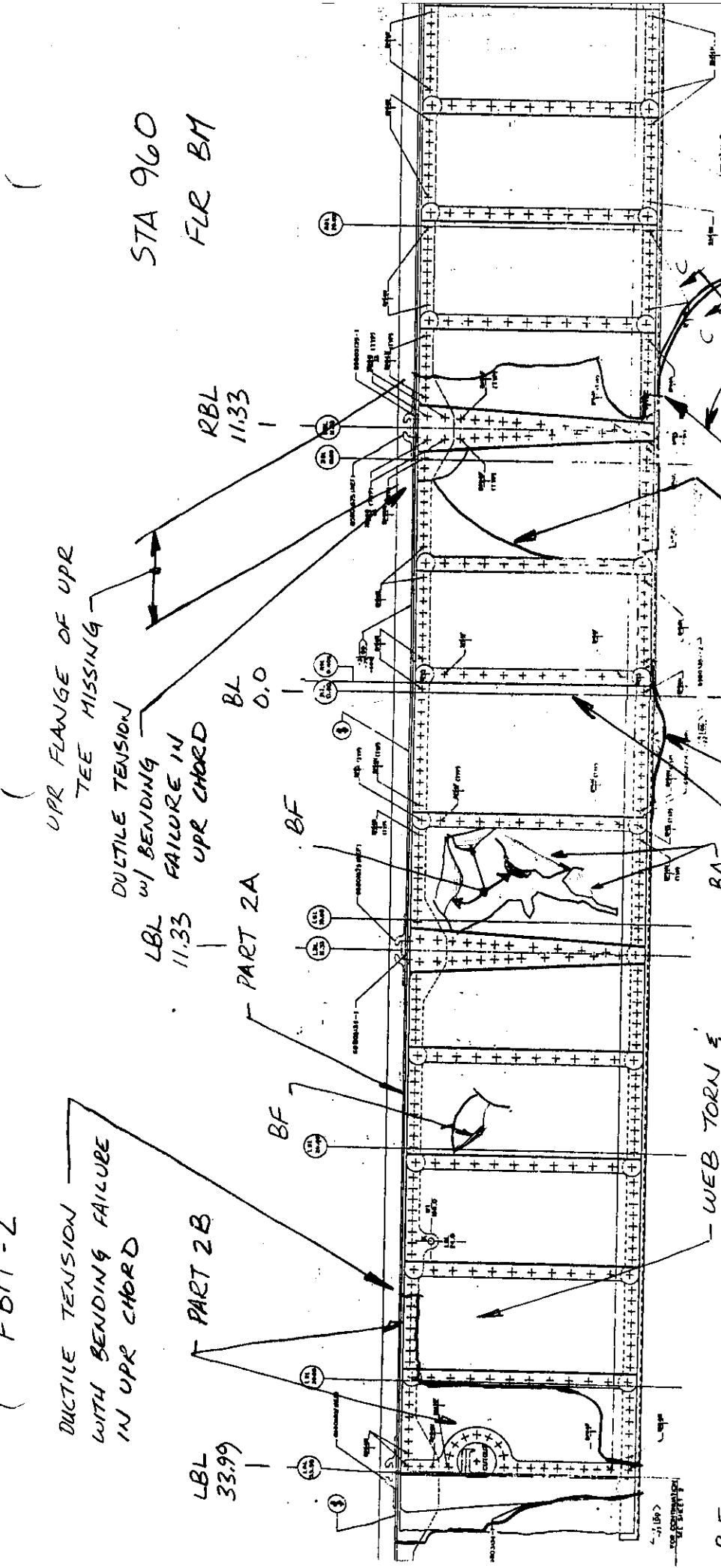

BL ϕ INTERCOSTAL BETWEEN STA 960 & 980 IS CRUMPLED FORWARD FROM STA 980 TOWARDS 960 IN A RELATIVE SENSE

FWD LEG OF LWR CHORD IS BUCKLED DOWN

WEB TORN

L = 9" OF FWD LIP OF LWR CHD

SECN B-B



BF = 1

Lou J. Publici FEA
10.24.96
Pg 3
R. Hanauer 10/3/96

BF = BENT FWD

BA = BENT AFT

STARTS AT LOC'N OF 2 RIVETS FOR STAND OFF

FBM-2

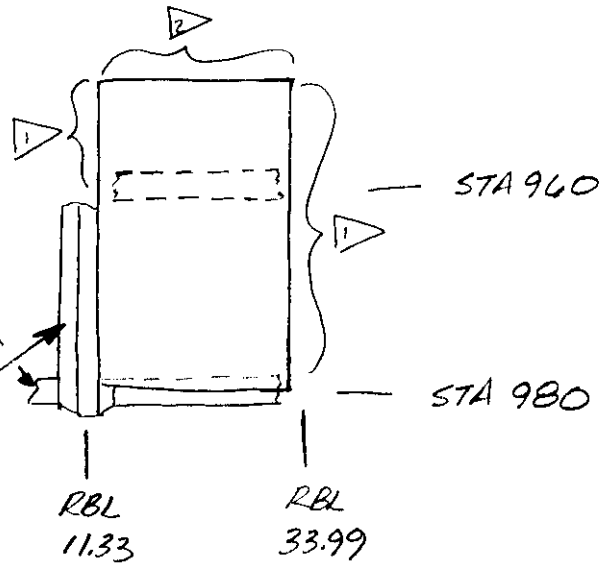
• ALL FIELD INSERTS ARE INTACT

PART 2C

PLAN VIEW

FRACTURE SURFACE MATES W/ FBM-1/LF-31

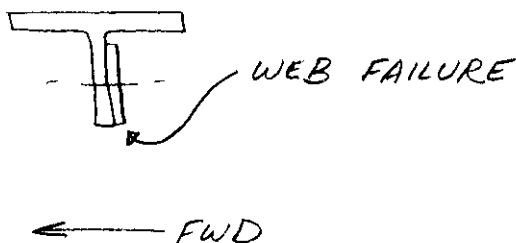
EDGE OF FLR PNL FROM 2A IS TRAPPED BTWN INSERTS AND SEAT TRACK CROWN



1 ▽ INSERTS PULLED/SHEARED OUT FROM PNL EDGE

2 ▽ INSERTS SHEARED OUT (FWD DIRECTION)

- PORTION OF STA 980 FLR BM UPR CHD ATTACHED TO PANEL.
 - FROM RBL 8.3 TO RBL 17.3 ONLY UPR FLANGE OF TEE CHORD IS ATTACHED TO PANEL - DUCTILE TENSION FAILURE AT EXTRUSION RADIUS
 - FROM RBL 17.3 TO RBL 31.5 THE TEE CHORD IS INTACT, THE WEB AND STIFFENERS FAILED COMMON TO LOWER EDGE OF TEE CHORD.
 - ONLY SMALL PORTION OF WEB IS STILL ATTACHED TO CHORD BY AN ELECTRICAL BRACKET. NOTE, ON EITHER SIDE OF ELECTRICAL BRACKET, THE WEB FAILED COINCIDENT WITH CHORD EDGE




Pg 4 *Y. Subbiah* FAA
10.24.96
Rtknowen 10/3/96

FBM-2

PART 2C { CONTINUED }

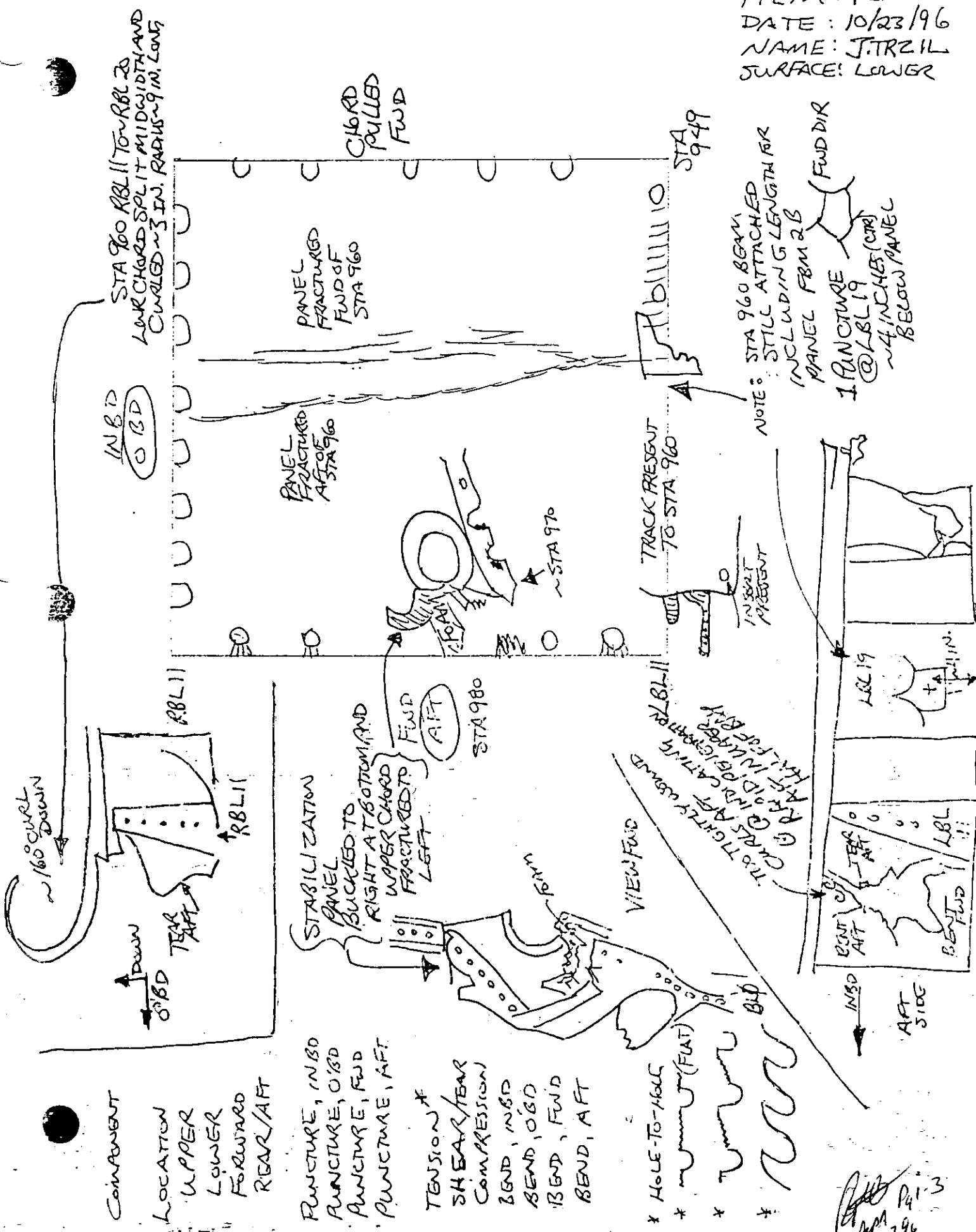
- PORTION OF STA 960 FLR BM UPR CHORD ATTACHED TO PNL
 - TEE CHORD IS INTACT FROM RBL 13.8 TO RBL 33. THE OUTB'D END OF THIS CHORD IS BENT DN RELATIVE TO PNL BY $2\frac{1}{2}$ " MAX. NOTE, VERTICAL FLANGE OF CHORD IS BUCKLED OUT OF PLANE
 - WEB AND STIFFENERS FAILED FOR 99% OF LENGTH. $4\frac{1}{2}$ " WORTH OF WEB IS HANGING ON BY NET AREA BTWN 2 RIVETS.
 - WEB FAILURE IS EITHER NET AREA @ RIVET LINE, PEELING ACTION BTWN RIVETS OR AREA FAILURE ALONG EDGE OF FASTENER HEADS.
 - NOTE, REMAINING PORTION OF WEB IS CURLED AFT



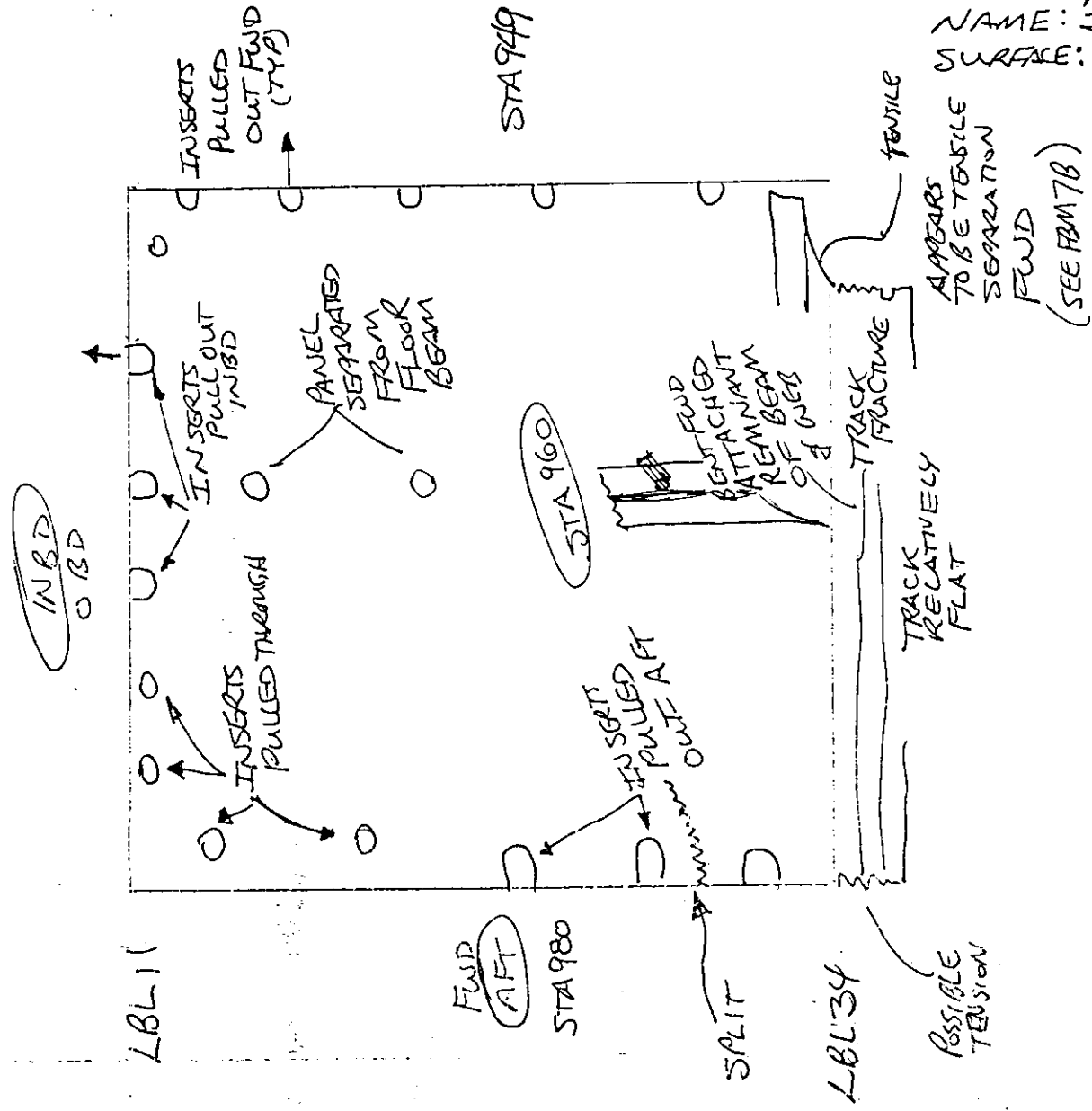
- ENDS OF OF FLR BEAM UPR CHORDS FAILED DUE TO ^{DUCTILE} TENSION PLUS BENDING FOR BOTH STA'S 960 & 980

Pg 5
R Hanover 10/3/96

ITEM: FBM 2A
 DATE: 10/23/96
 NAME: J. TRZIL
 SURFACE: LOWER



ITEM: FBM 2B
 DATE: 10-23-96
 NAME: J. TRZIL
 SURFACE: LOWER



COMPONENT

LOCATION
 UPPER
 LOWER
 FORWARD
 REAR/AFT

PUNCTURE, INBD
 PUNCTURE, OBD
 PUNCTURE, FWD
 PUNCTURE, AFT

TENSION*
 SHEAR/TEAR
 COMPRESSION
 BEND, INBD
 BEND, OBD
 BEND, FWD
 BEND, AFT

* HOLE-TO-HOLE
 * (FLAT) TENSILE
 * SCANT
 * TEAR

ITEM: FBM 2C
 DATE: 10-23-96
 NAME: J. TRZIL
 SURFACE: LOWER

COMPONENT

LOCATION

UPPER

LOWER

FORWARD
 REAR/AFT

PUNCTURE, IN/BD

PUNCTURE, O/BD

PUNCTURE, FWD

PUNCTURE, AFT

TENSION*

SHEAR/TEAR

COMPRESSION

BEND, IN/BD

BEND, O/BD

BEND, FWD

BEND, AFT

* HOLE-TO-HOLE

* (FLAT) TENSILE

* SLANT

* TEAR

