

11 UPPER SKIN PIECES - WING CENTER SECTION

A. REIMER 10/12/98

CW-139

Z-2736
GREEN

LOCATION UNKNOWN SIZE 22"X5"
BOWED WITH 30" RADIUS. SOOTED WITH
BLACK TAR-LIKE PARTICLES.

CW-140 ✓

Z-2771
GREEN

SEE PLAN VIEW FOR LOCATION. LBL 100 → 125
12X22". BOWED UP IN MIDDLE. OUTBD END
BENT UP 40°. ~~HEAVY~~ LIGHT SOOTING.

CW-141 ✓

Z-2769
GREEN

SEE PLAN VIEW FOR LOCATION. LBL 95 → 123,
4X19". LIGHT SOOT, ALMOST FLAT. HAS
PIECE OF SWB#2 WEB ATTACHED WITH CHORD.
EXHIBITED EVIDENCE OF ELVATED TEMP.

CW-142

Z-2668
GREEN

LOCATION UNKNOWN. SIZE 9X9". ENDS
BENT UP (6"R) ABOUT FWD-AFT AXIS.
~~EXHIBIT~~ EXHIBITED EVIDENCE OF ELVATED TEMP.

CW-143 ✓

Z-2770
GREEN

SEE PLAN VIEW FOR LOCATION BETWEEN CW-111
AND CW110. MEDIUM SOOT EXCEPT WHERE
FWD-AFT BLKHD FITTING WAS LOCATED. BOWED
UP 1.5" IN MIDDLE.

CW-144

Z-2784
GREEN

LOCATION UNKNOWN. 5 PIECES ⇒ 209 IN²
(19X11 TOTAL). FLAT, LIGHT SOOT TO CLEAN,
SEE DRAWINGS OF PARTS - ENCLOSED.

CW-145

Z-2785
GREEN

LOCATION UNKNOWN 10 PIECES ⇒ 460 IN²
(26X18 TOTAL). FLAT, LIGHT SOOT TO CLEAN.
SEE DRAWINGS OF PARTS - ENCLOSED.

CW-146

Z-2787
GREEN

SWB#1 TENSION FIGS (UPR & LWR). 3"X6" SKIN
FLAT, ~~SEE PLAN~~. LBL 98. UPPER SURFACE SHOWS EVIDENCE
SEE DRAWING OF PART - ENCLOSED ^{OF ELVATED} TEMP.

CW-147

Z-2786
GREEN

LOCATION UNKNOWN. 1 PIECE 5X8". BENT
45°, LIGHT SOOT.

CW-148 ✓

Z-2737
GREEN

SEE PLAN VIEW FOR LOCATION AT STR 27. LBL 67
TO 103. BENT 90° (FWD/AFT AXIS). SOOTED WITH
BLACK TAR-LIKE PARTICLES.

CW-149 ✓

Z-2788
GREEN

SEE PLAN VIEW. 4X6" FLAT, CLEAN.

Stephen F. H. 11-30
FAR-11-14-96 10/12/98

CLT/Kle 11-28-96 IAM
SD GREEN 11/01/96 MPA

✓
UPPER SKIN - SEGMENT

LBL 112

CW-144Ⓐ

Z-2784

GREEN

FULL SIZE

EDGE MATCHES
CW-165

SCRAPE
MARKS

FWD

S-8

S-7

DESCRIPTION - MOSTLY FLAT.
SCRAPE MARKS ON UPR SURFACE.
SOME SOOTING ON INSIDE

0

OML

IML

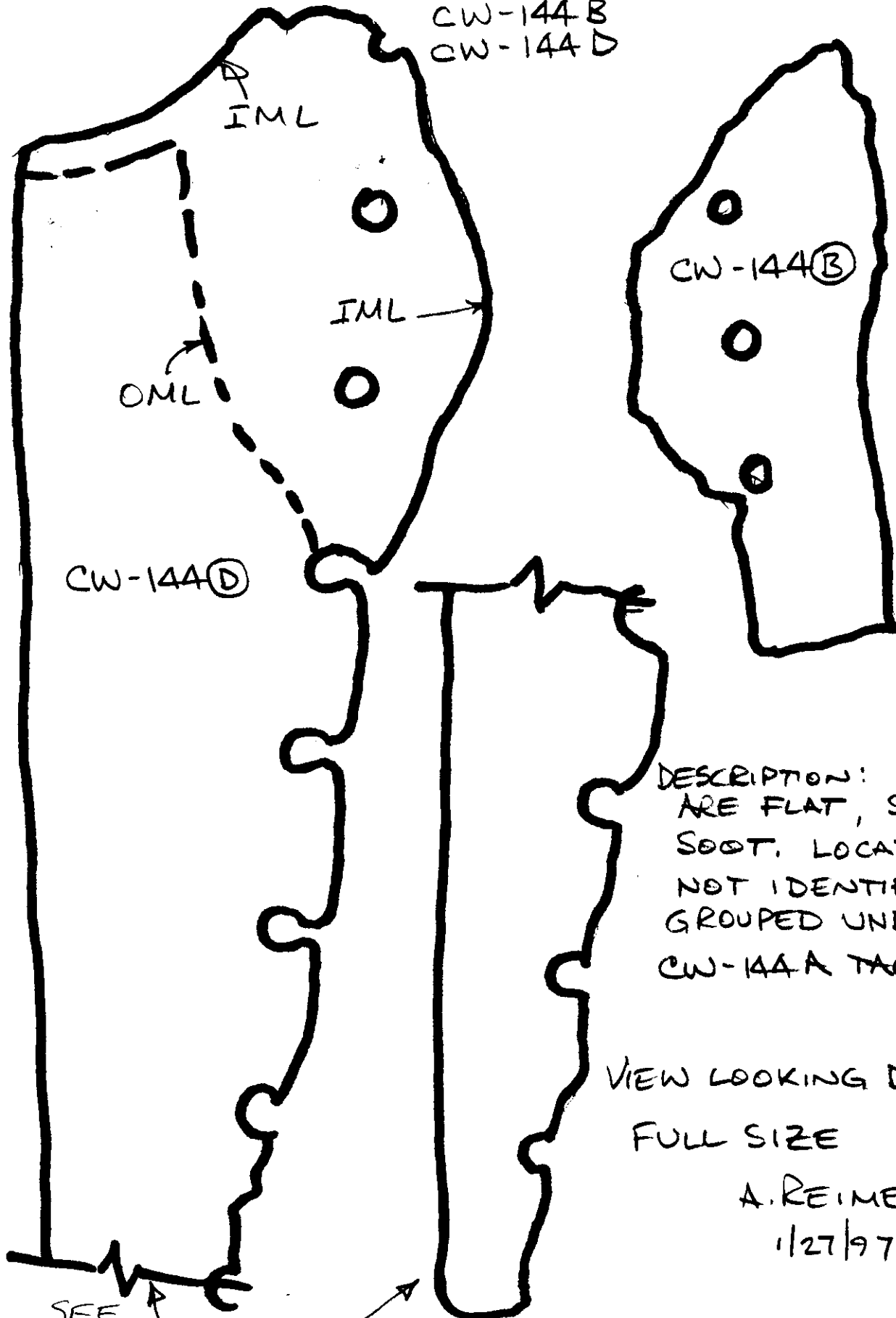
VIEW LOOKING
DOWN

LBL 122

A. REIMER
1/27/97

UPPER SKIN - 2 SEGMENTS

CW-144 B
CW-144 D



DESCRIPTION: PIECES
ARE FLAT, SOME
SOOT. LOCATION
NOT IDENTIFIED
GROUPED UNDER
CW-144 A TAG,

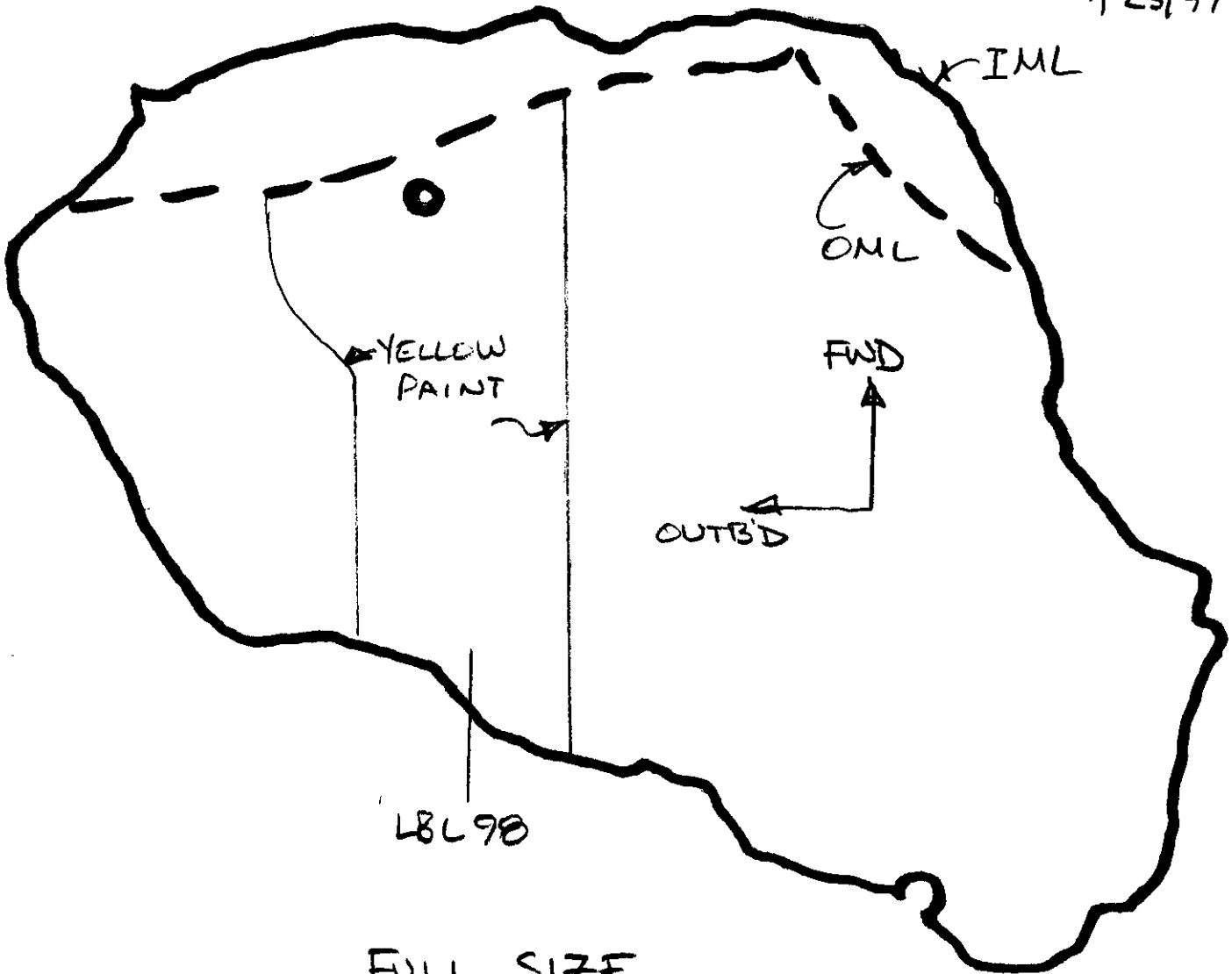
VIEW LOOKING DOWN
FULL SIZE

A. REIMER
1/27/97

SEE
CONTINUATION

UPPER SKIN - SEGMENT
CW-144©

A. REIMER
1/25/97



FULL SIZE

VIEW LOOKING DOWN

DESCRIPTION: PIECE IS SLIGHTLY BOWED UP
IN MIDDLE ABOUT BL 98 AXIS, OTHERWISE
FLAT, CLEAN, LOCATION LBL98 JUST
AFT OF MID SPAR, GROUPED UNDER
CW-144A TAG,

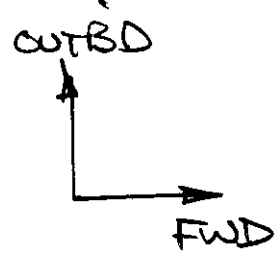
4

UPPER SKIN - SEGMENT

CW-145A
Z-2785
GREEN

FULL SIZE

DESCRIPTION: BOWED UP IN
CENTER. OTHERWISE FLAT,
SOOTED.



S-19



EDGE
MATCH
TO
CW-
162

LBL 98

YELLOW
PAINT

A. REIMER
1/25/97

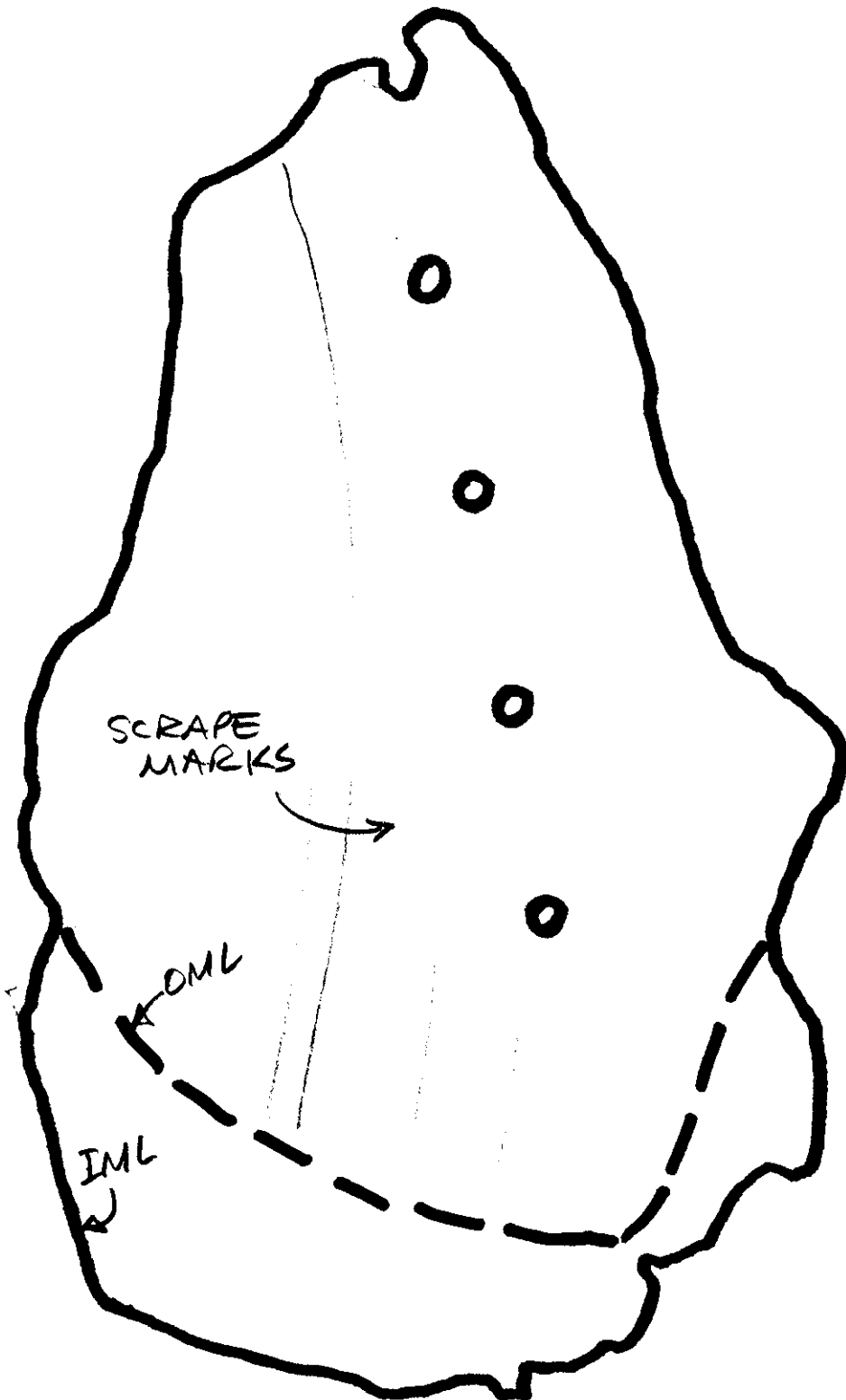
VIEW LOOKING DOWN

5

UPPER SKIN - SEGMENT

CW-145(B)

A. REIMER
1/25/97



DESCRIPTION: BENT WITH SCRAPE MARKS,
LOCATION NOT IDENTIFIED, GROUPED
UNDER CW-145A TAG.

VIEW LOOKING DOWN
FULL SIZE

UPPER SKIN-SEGMENT

CW-145 ©

A. REIMER
1/25/97

DESCRIPTION: DISTORTED, BENT
WITH SCRAPE MARKS AND
SOOT, LOCATION NOT
IDENTIFIED, GROUPED
UNDER CW-145 A TAG

BENT UP 40°

VIEW LOOKING DOWN
FULL SIZE

UPPER SKIN - SEGMENT

CW-145①

A. REIMER
1/25/97

BLACKENED
AREA

DESCRIPTION: BENT, BLACKENED
AS SHOWN, OTHERWISE FLAT,
SOME SOOT, LOCATION NOT
IDENTIFIED. GROUPED UNDER
CW-145A TAG.

BENT
UP
40°

VIEW LOOKING DOWN
FULL SIZE

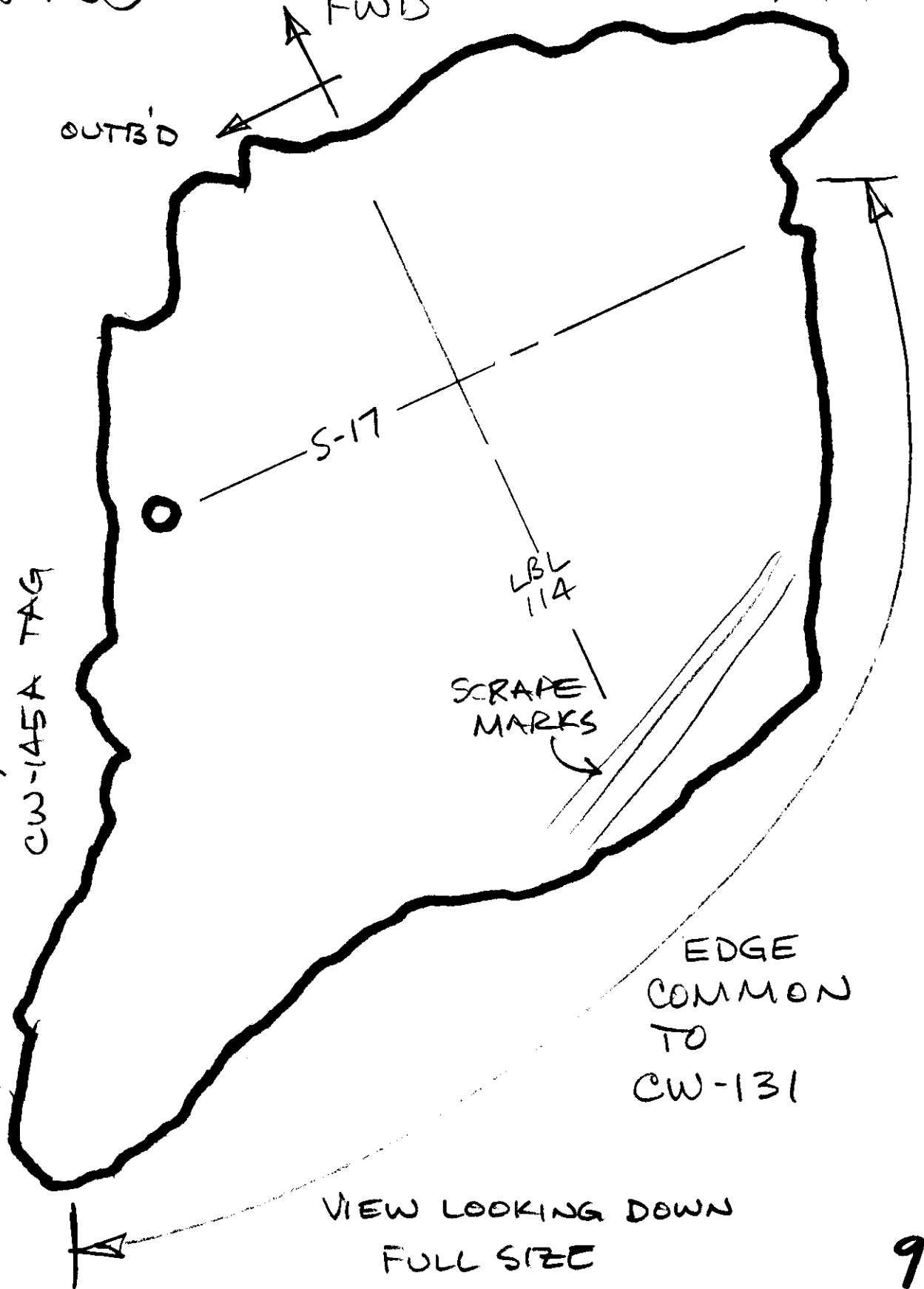
8

UPPER SKIN SEGMENT

A. REIMER
1/25/97

CW-145(E)

DESCRIPTION: BENT EDGES, SCRAPE
MARKS, SOME SOOT, GROUPED UNDER
CW-145A TAG

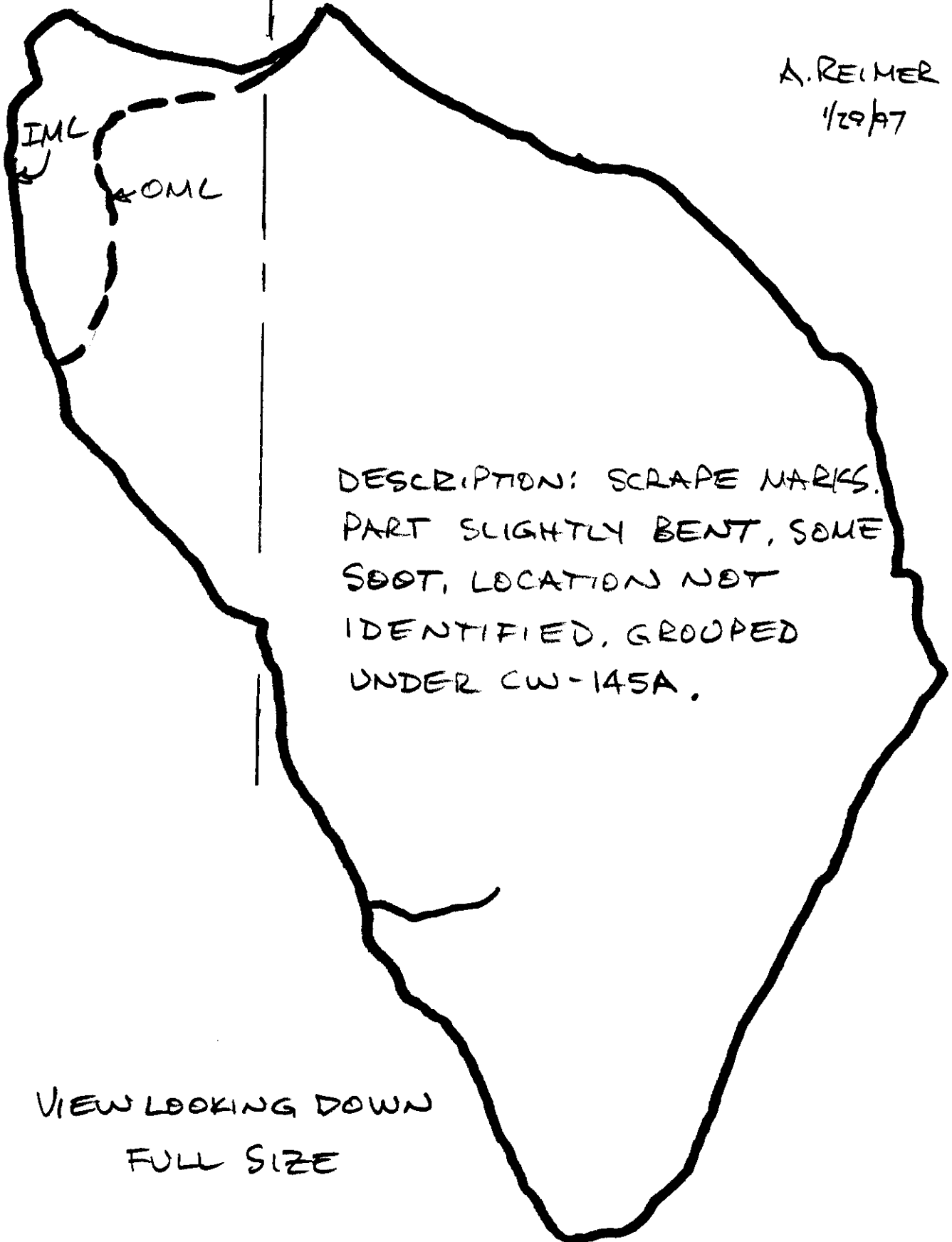


UPPER SKIN-SEGMENT

CW-145 (F)

A. REIMER

1/29/97



DESCRIPTION: SCRAPE MARKS.
PART SLIGHTLY BENT, SOME
SOOT, LOCATION NOT
IDENTIFIED, GROUPED
UNDER CW-145A.

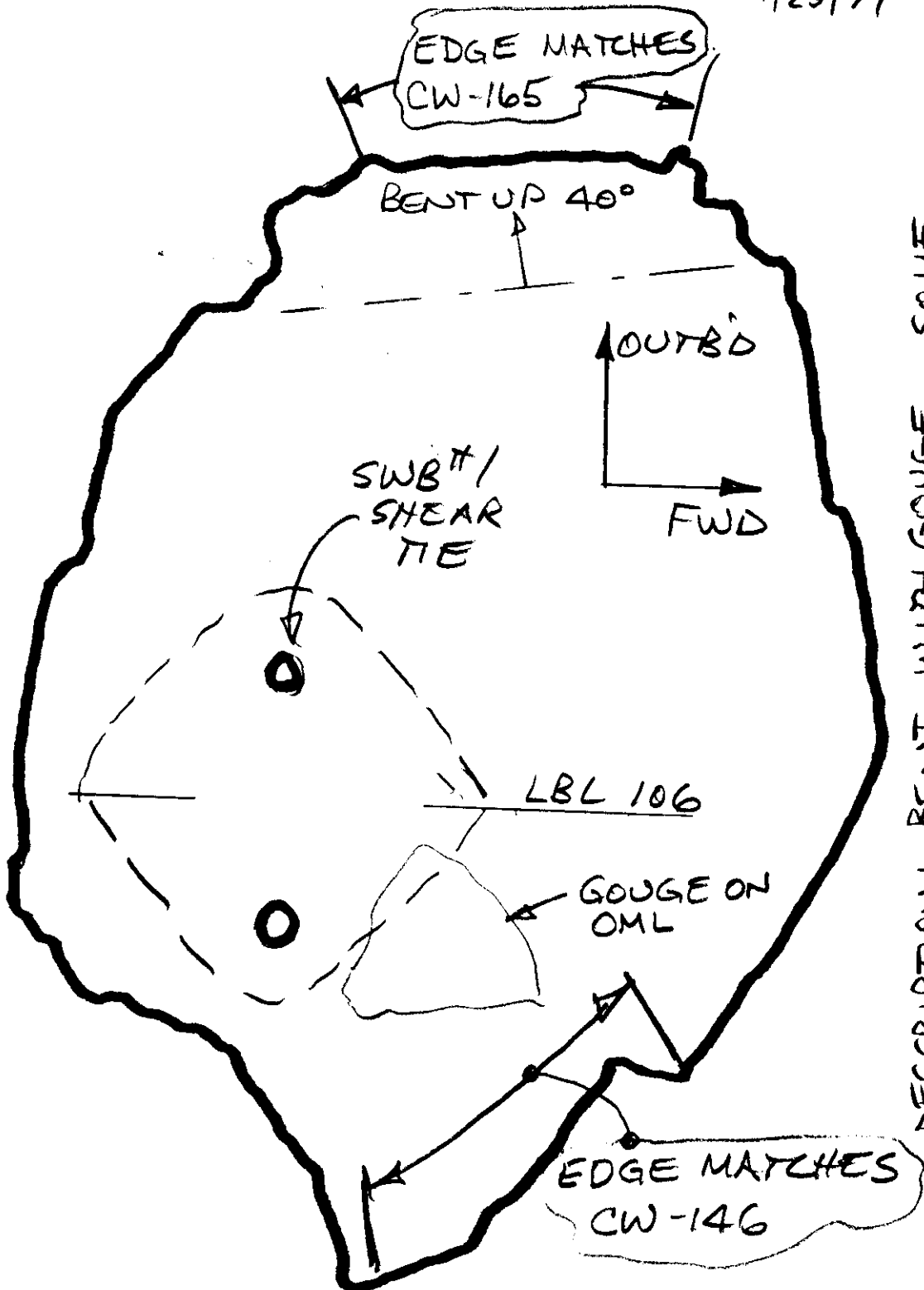
VIEW LOOKING DOWN
FULL SIZE

UPPER SKIN - SEGMENT

CW-145 (G)

A. REIMER

1/25/97



DESCRIPTION: BENT, WITH GOUGE. SOME
SOOT. LOCATION SWB#1 AT LBL 106. GROUPED
UNDER CW-145A.

VIEW LOOKING DOWN
FULL SIZE

//

UPPER SKIN SEGMENT

CW-145(H)

A. REIMER
1/29/97

BENT
DOWN
30°

BOWED UP
30°

DESCRIPTION: SCRAPE MARKS,
BENT/BOWED, SOME SOOT,
LOCATION NOT IDENTIFIED,
GROUPED UNDER CW-145A.

VIEW LOOKING DOWN
FULL SIZE

UPPER SKIN SEGMENT

CW-145 (I)

A. REIMER
11/25/97



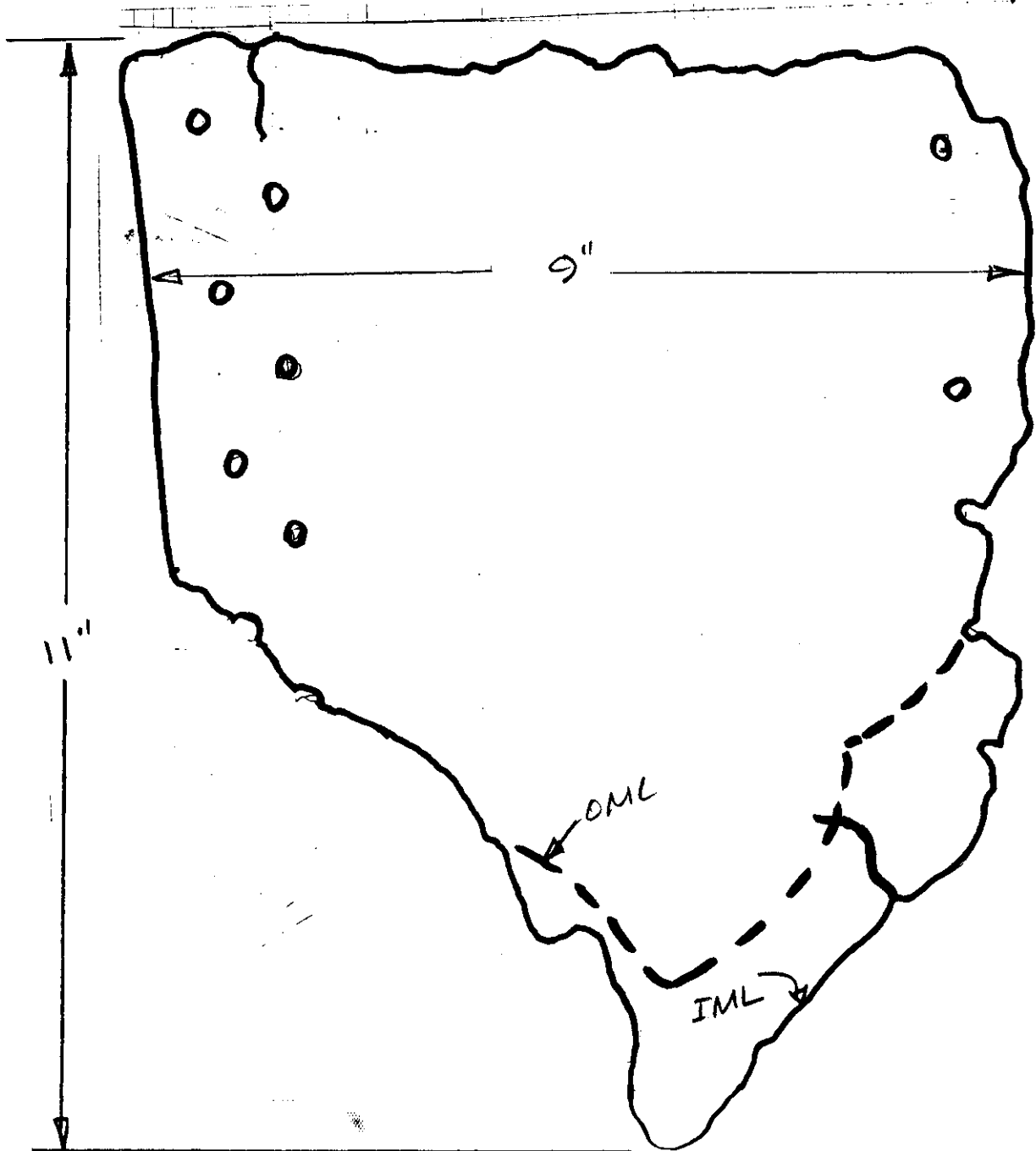
DESCRIPTION: FLAT, SOME SOOT, SCRAPE
MARKS. LOCATION NOT IDENTIFIED. GROUPED
WITH CW-145A.

VIEW LOOKING DOWN
FULL SIZE

UPPER SKIN - SEGMENT

CW-145 (J)

A. REIMER
1/25/97



VIEW LOOKING DOWN
SIZE - AS SHOWN

DESCRIPTION: BENT, TORN EDGES, COVERED
WITH SCRAPE MARKS, GROUPED UNDER
CW-145A, LOCATION NOT IDENTIFIED.
SOME SOOT,

✓
UPPER SKIN-SEGMENT

CW-146
Z-2787
GREEN

A. REIMER
1/27/97

FULL SIZE

Z-TENSION
FTGS ATTACHED

EDGE MATCHES
CW-145G

IML

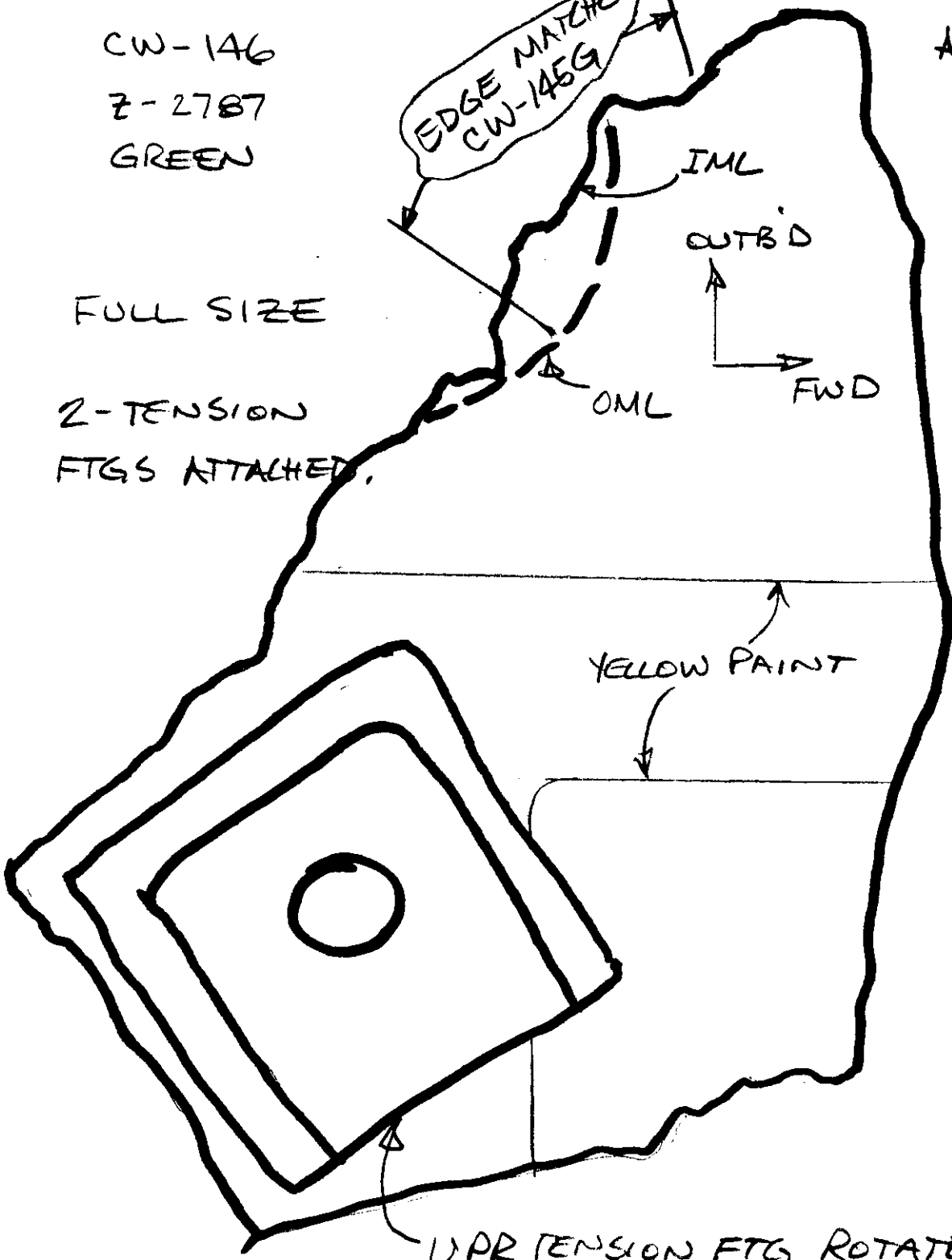
OUTB'D

OML

FWD

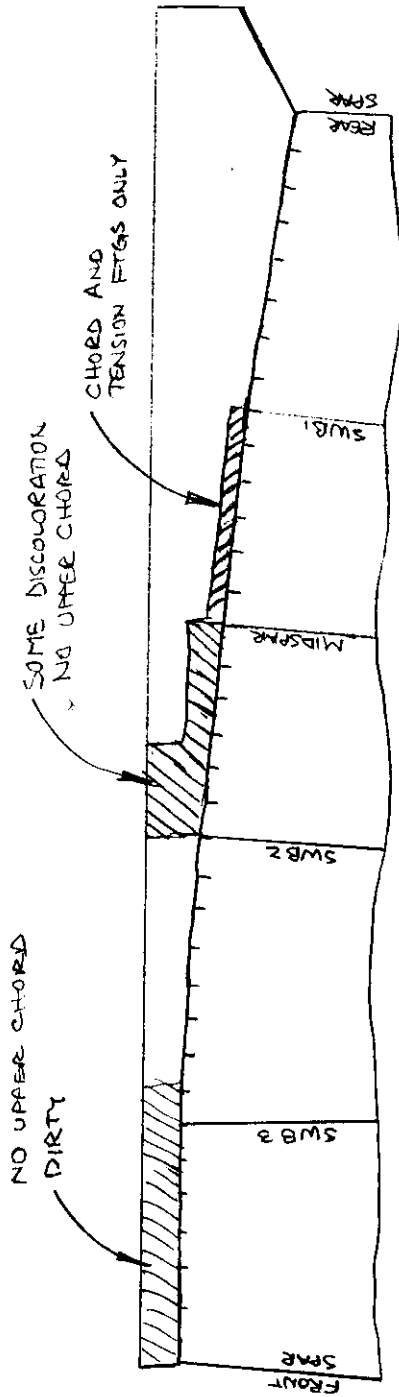
YELLOW PAINT

LBL
98



UPR TENSION FTG ROTATED 45°
LWR " " " 30°

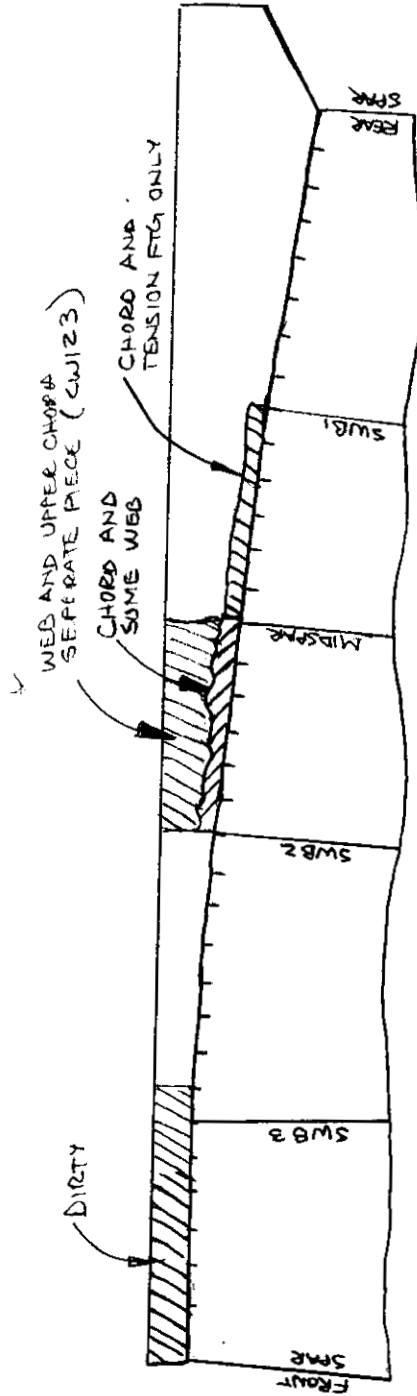
VIEW LOOKING DOWN



LBL 75.92 FLOORBEAM

W. Sturgent 9/2/92

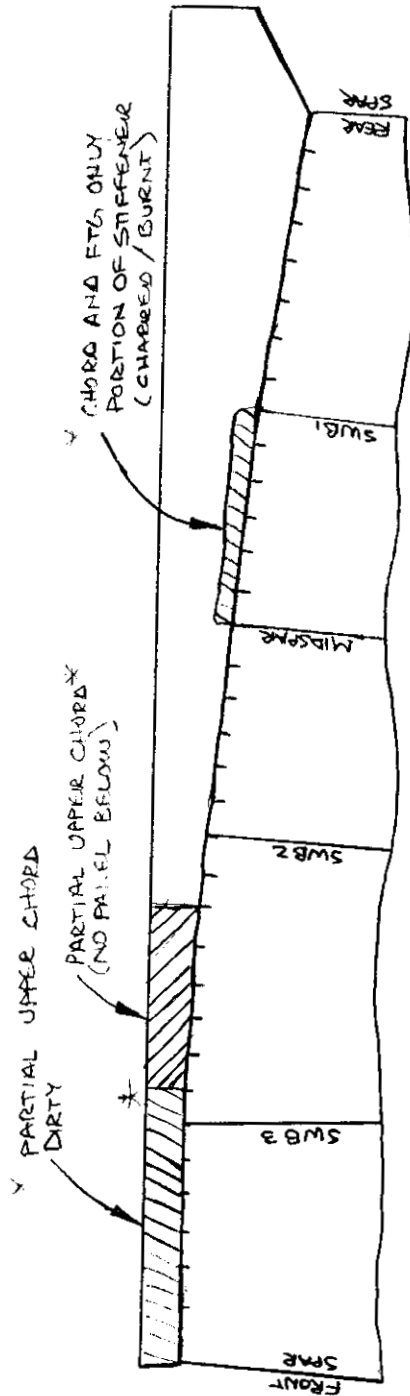
Stephen P. Klappert Sr.
FMA 11-07-96 in Profile



LBL 57.50
FLOOR BEAM

W Sturgeon 9/21/96

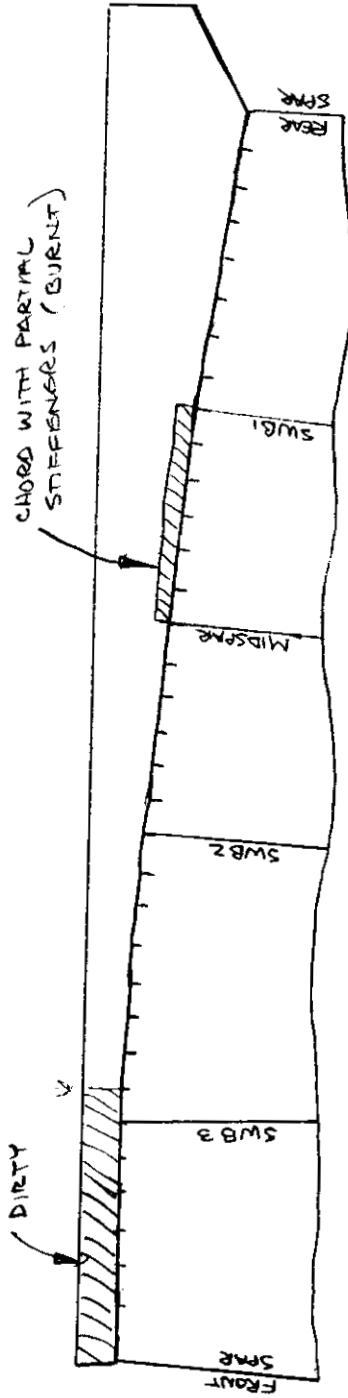
Stephen F. Klappert Jr.
P. 1104-96 20 photos



LBL 33.99
FLOOR BEAM

W. Stumpf 10/1/96

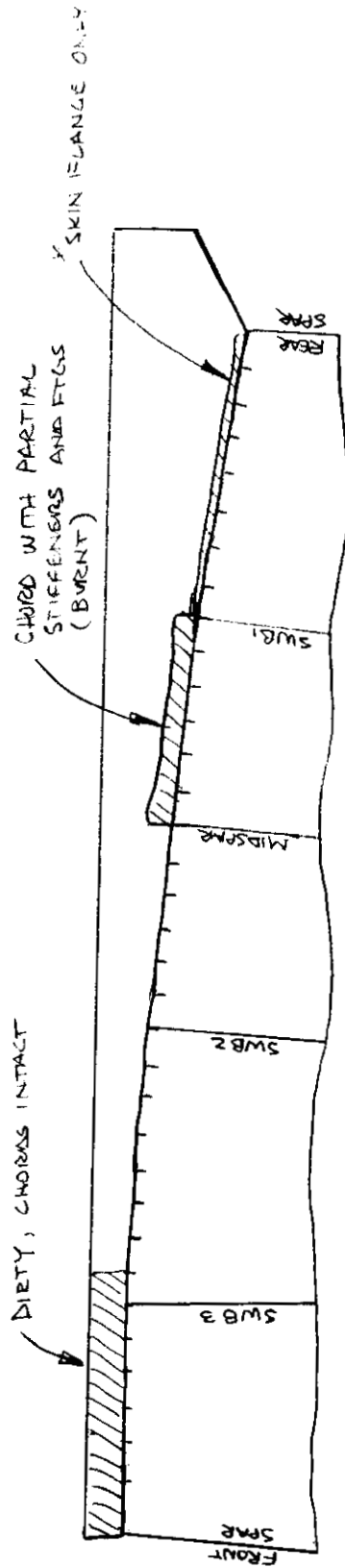
Stephen F. Knappe II
F-111 Oct-90 No Photo



LBL 11
FLOORBEAM

W. Sturgant 9/21/06

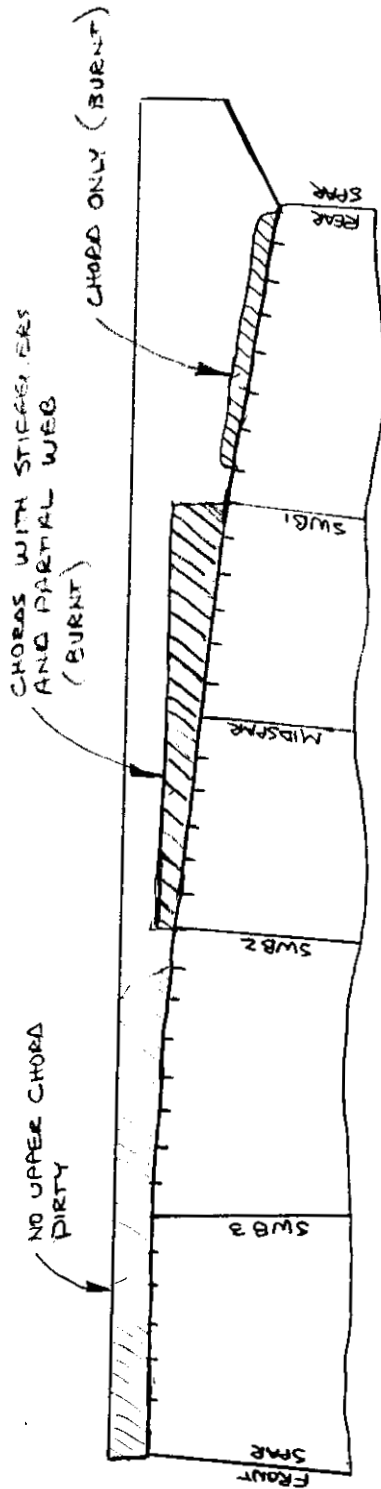
Stephen F. Klappert Jr
FAA - 11-04-96 20 Pages



RBL 11.
FLOOR BEAM

W. Stangert

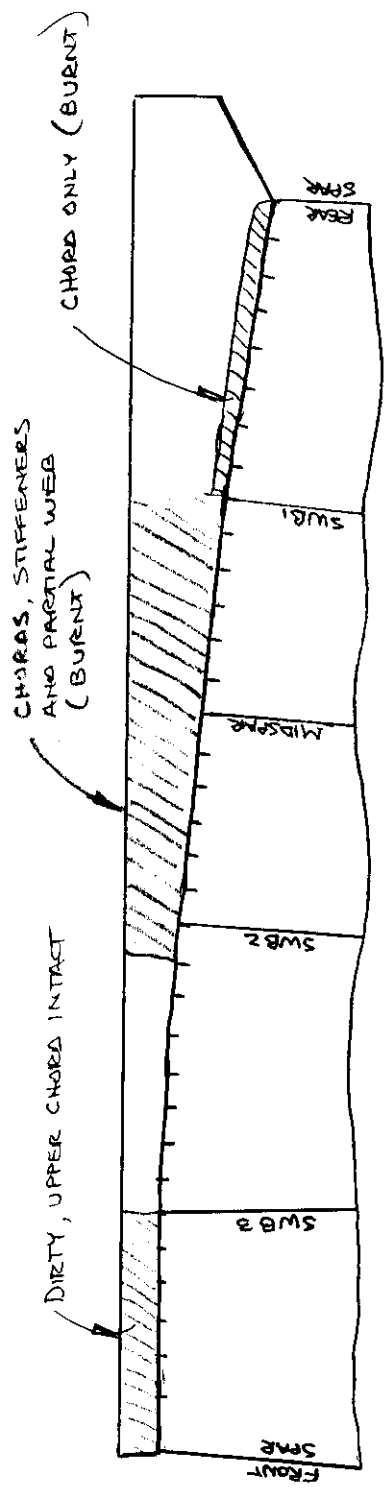
Stephen E. Klingenstein
FMA 11-0A-46 100 Photos



RBL 33.99
FLOOR BEAM

W. Stewart

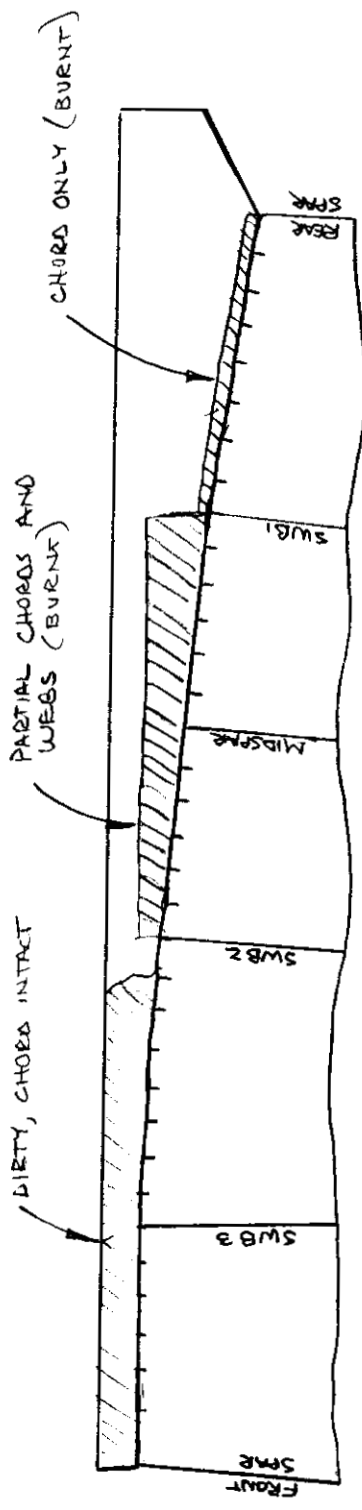
Stephen F. Klepach
11-04-96



RBL 57.50 FLOORBEAM

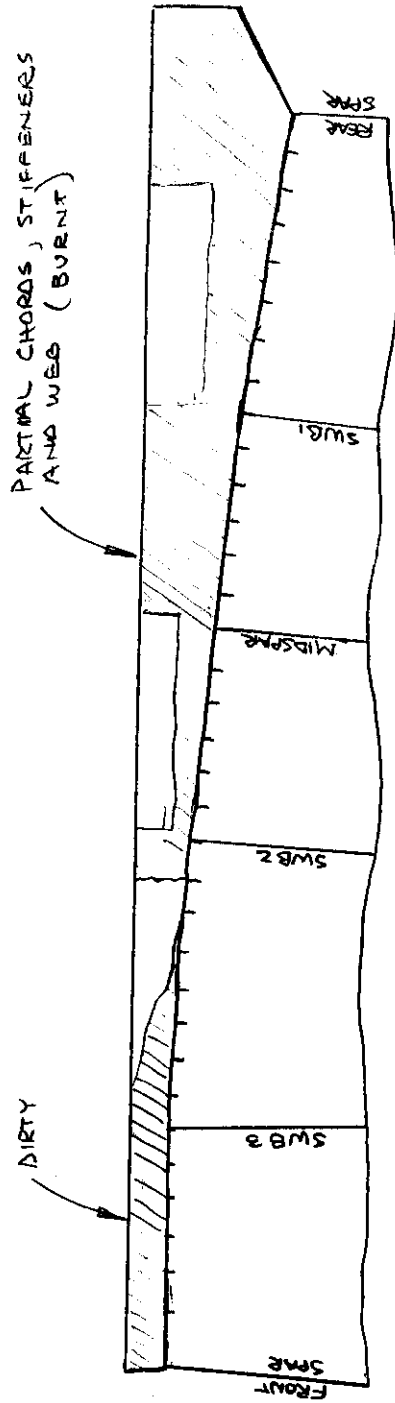
W. Steynant 9/21/96

Stephen F. Kleipack 71
 FAA-11-08-46 Mr. Phelps



RBL 75.92 FLOOR BEAM

W Stoyant 9/21/92



RBL 98.58 FLOOR BEAM

W. Stupend 7/2/16

Stephan Klapwilt
 FAB 11-07-96 100 Photos