

UPPER SKIN PANEL - WING CENTER TANK

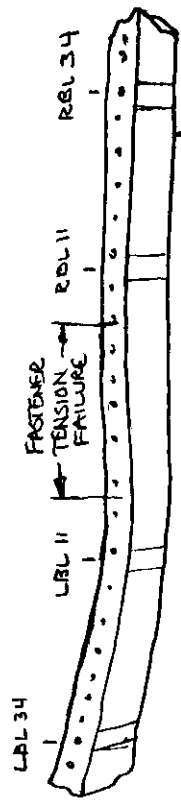
CW-116	CW-117	CW-118	CW-119
C-2166	Z-3035	Z-3036	C-2167
GREEN	GREEN	GREEN	GREEN

These are four portions of stringers of various lengths that are separate from the skin panel. CW-116 is a portion of S-2. CW-117 is a portion of S-3. CW-118 is a portion of S-4. CW-119 is a portion of S-9. The fasteners remaining in the stringers generally exhibit shear failures except in those areas indicated on the sketch.

See Fire and Explosion Group notes for further documentation.

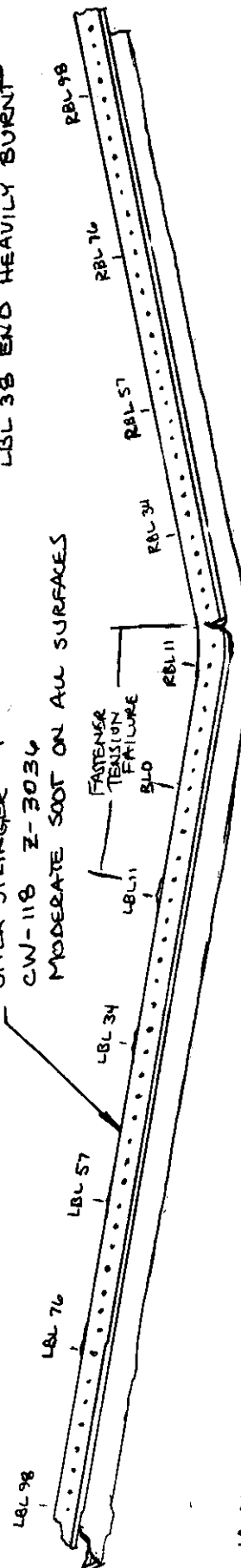
*Stephen F. Klapach Sr*  
*FAA 12-05-96*  
*R. Braditt 12-5-96 IAM*  
*W. Stuyunt 12/5/96 BEEHIVE*  
*M. Klapach 12-6-96 TWA*  
*SD GREEN 12-6-96 ALPA*

CW-116  
 CW-117  
 CW-118  
 CW-119

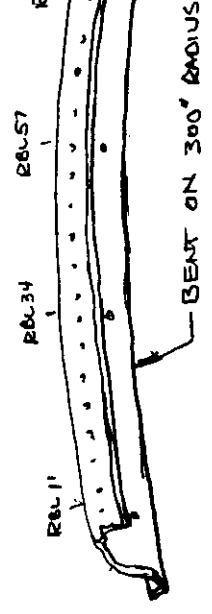
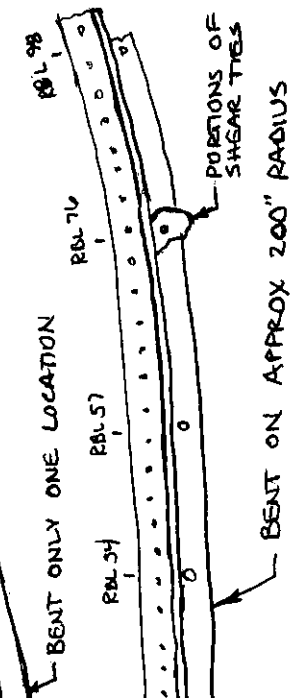


STRINGER #9  
 CW-119 C-2167  
 HEAVY SOOT ON ENTIRE PART  
 LBL 38 END HEAVILY BURNED

UPPER STRINGER #4  
 CW-118 Z-3034  
 MODERATE SOOT ON ALL SURFACES



UPPER STRINGER #3  
 CW-117 Z-3035  
 LIGHT SOOT EXCEPT AS NOTED



STRINGER #2  
 CW-116 C-2166  
 HEAVY SOOT

CENTER SECTION UPPER STRINGERS # 2, 3, 4, & 9  
 VIEW LOOKING FWD AND DOWN

Stephen F. Klupicki  
 FAA-11-04-96 NO Photos

Wann Stewart 9/10/96