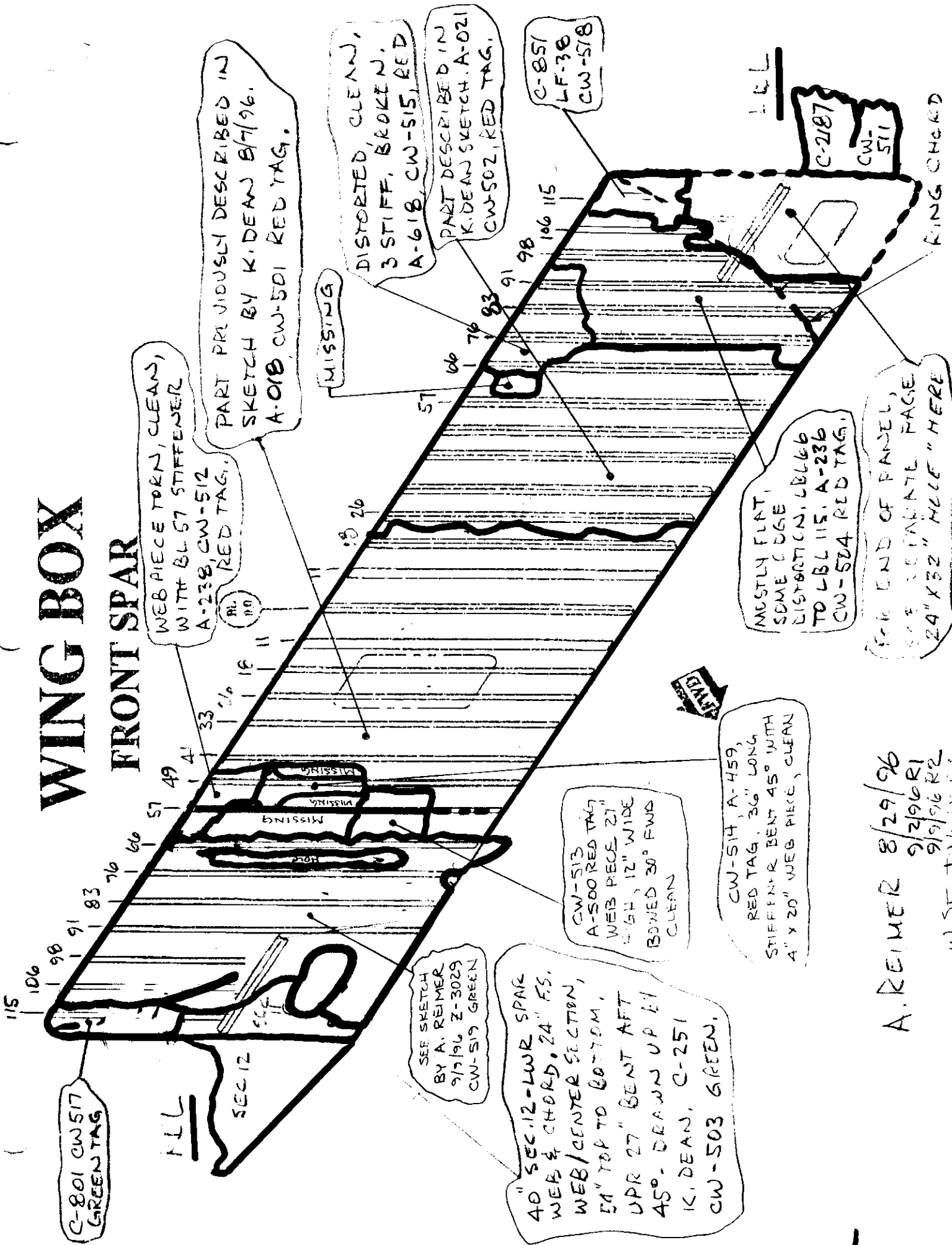


WING BOX

FRONT SPAR



C-801 CW-517 GREEN TAG

ALL

SEC 12

SEE SKETCH BY A. REIMER 9/7/96 Z-3029 CW-519 GREEN

40" SEC. 12-LWR SPAR WEB & CHORD, 24" FS, WEB/CENTER SECTION, 54" TOP TO BOTTOM, UP 27" BENT AFT 45° - DRAWN UP BY K. DEAN, C-251 CW-503 GREEN.

CW-513 A-500 RED TAG WEB PIECE 21" HIGH, 12" WIDE BOWED 30° FWD CLEAN

CW-514, A-459, RED TAG, 36" LONG STIFFENER BENT 45° WITH 4" X 20" WEB PIECE, CLEAN

REPAIR

WEB PIECE TORN, CLEAN, WITH BL 57 STIFFENER A-238, CW-512 RED TAG.

PART PREVIOUSLY DESCRIBED IN SKETCH BY K. DEAN 8/7/96. A-018, CW-501 RED TAG.

MISSING

DISTORTED, CLEAN, 3 STIFF. BROKEN. A-618, CW-515, RED

PART DESCRIBED IN K. DEAN SKETCH. A-021 CW-502, RED TAG.

C-851 LF-38 CW-578

MOSTLY FLAT, SOME EDGE DISTORTION, LBL 66 TO LBL 115. A-236 CW-504 RED TAG.

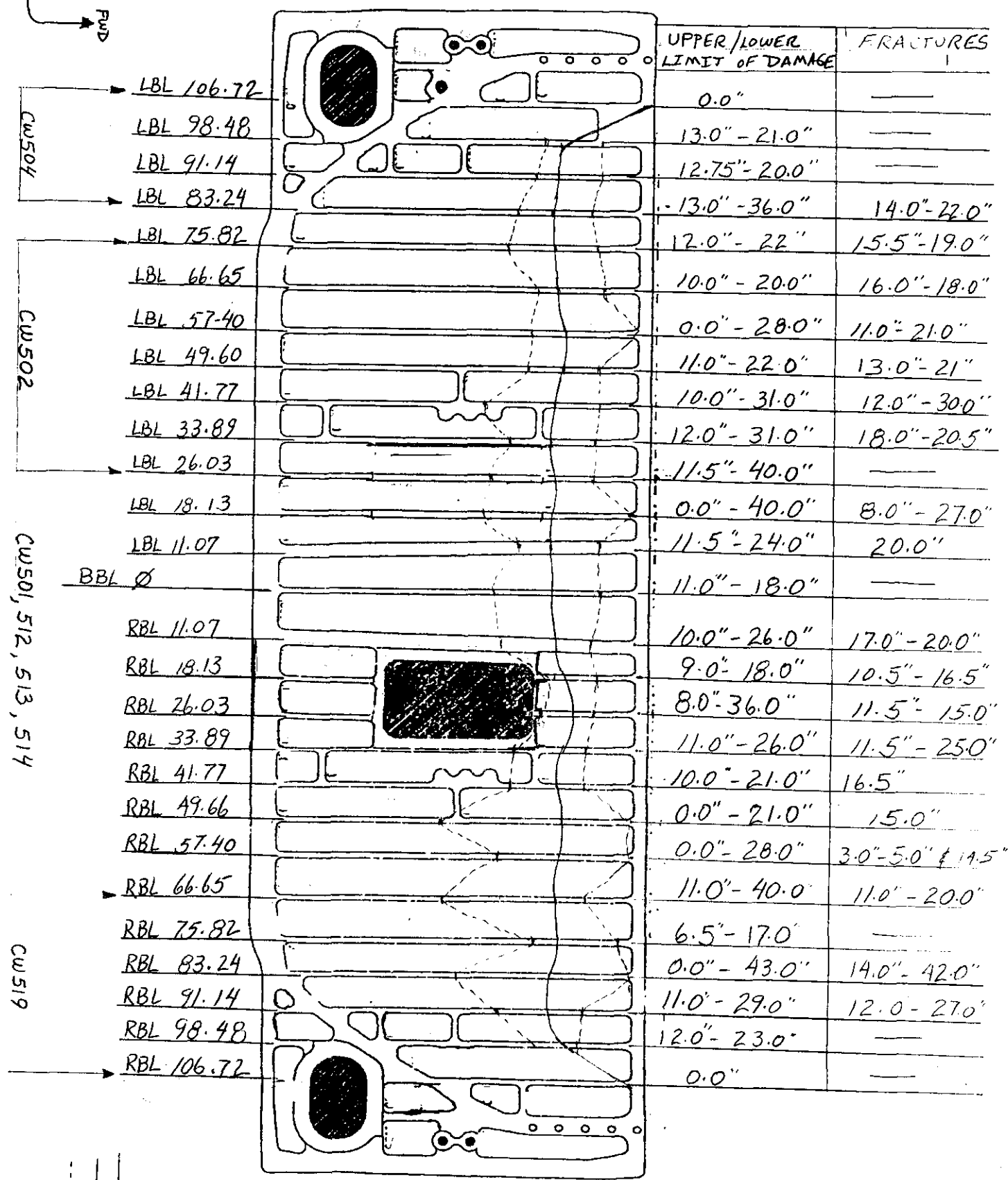
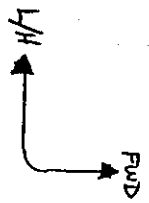
FOR END OF PANEL, SEE SEPARATE PAGE 24" X 32" HOLE "HERE"

C-2187 CW-511

RING CHORD

ALL

A. REIMER 8/29/96
9/2/96 RI
9/9/96 R2
W. STREIBER



UPPER/LOWER LIMIT OF DAMAGE	FRACTURES
0.0"	—
13.0" - 21.0"	—
12.75" - 20.0"	—
13.0" - 36.0"	14.0" - 22.0"
12.0" - 22"	15.5" - 19.0"
10.0" - 20.0"	16.0" - 18.0"
0.0" - 28.0"	11.0" - 21.0"
11.0" - 22.0"	13.0" - 21"
10.0" - 31.0"	12.0" - 30.0"
12.0" - 31.0"	18.0" - 20.5"
11.5" - 40.0"	—
0.0" - 40.0"	8.0" - 27.0"
11.5" - 24.0"	20.0"
11.0" - 18.0"	—
10.0" - 26.0"	17.0" - 20.0"
9.0" - 18.0"	10.5" - 16.5"
8.0" - 36.0"	11.5" - 15.0"
11.0" - 26.0"	11.5" - 25.0"
10.0" - 21.0"	16.5"
0.0" - 21.0"	15.0"
0.0" - 28.0"	3.0" - 5.0" & 19.5"
11.0" - 40.0"	11.0" - 20.0"
6.5" - 17.0"	—
0.0" - 43.0"	14.0" - 42.0"
11.0" - 29.0"	12.0" - 27.0"
12.0" - 23.0"	—
0.0"	—

CW501, 512, 513, 514

CW519

KEY
 FRACTURE (A)
 --- UPPER/L
 --- LOWER
 --- DAMAGE PAT.