

**NATIONAL TRANSPORTATION SAFETY BOARD**  
**RELEASE OF AIRCRAFT WRECKAGE**


ACCIDENT IDENTIFICATION NUMBER  
**NYC 99MA178**

**PART I—RELEASE OF AIRCRAFT WRECKAGE**

REGISTERED OWNER (name and address) <b>Random Ventures Inc</b> <b>1633 Broadway 41st Pl</b> <b>NY NY 10019</b>		REGISTRATION NUMBER—N <b>N9253N</b>
MODEL <b>PA 32R-301</b>		MAKE <b>PIPER</b>
DATE OF ACCIDENT <b>7/16/99</b>	LOCATION <b>MARTIN'S VINEYARD, MA</b>	

The National Transportation Safety Board has  has not  completed its investigation of the aircraft wreckage described above. All wreckage except that listed on the reverse side is hereby released to the registered owner, or owner's representative, for appropriate disposition. (If no parts are retained, insert NONE.)


**SEE ATTACHED 2 PAGES.**


SIGNATURE OF NTSB REPRESENTATIVE 	TITLE <b>Regional Director/ASE</b>	DATE <b>8/5/99</b>
-----------------------------------------------------------------------------------------------------------------------	---------------------------------------	-----------------------

(This section may be signed by a person, not the owner or owner's representative, who has knowledge of the disposition of the aircraft wreckage and its parts. Such signature does not place a responsibility for disposition of the wreckage upon that person.)

I HEREBY ACKNOWLEDGE:

- Receipt of the above described aircraft wreckage.
- Removal of the parts, if any, listed on the reverse side of this form.

SIGNATURE 	TITLE <b>Senior Vice President</b>	DATE <b>9/2/99</b>
--------------------------------------------------------------------------------------------------	---------------------------------------	-----------------------

REMARKS:  
**Bob:**  
 have the Coast Guard ship the remaining parts to Bill Bergenty of Central Connecticut Aircraft  


NATIONAL TRANSPORTATION SAFETY BOARD  
RECEIPT OF AIRCRAFT PARTS

ACCIDENT IDENTIFICATION  
NUMBER

NYC99MA178

PART II - RELEASE OF AIRCRAFT PARTS

REGISTRATION NUMBER

N9253N

MAKE

PIPER

MODEL

PA-32R-301

DATE OF ACCIDENT

7/16/99

LOCATION

MARTIN'S VINEYARD

The National Transportation Safety Board has retained, for further examination, those parts, pieces, or components listed below. When the examination is complete, they will be returned to:

OWNER OR OWNER'S REPRESENTATIVE--

ADDRESS

PARTS, PIECES, OR COMPONENTS RETAINED:

SEE ATTACHED 2 PAGES

SIGNATURE OF NTSB REPRESENTATIVE

TITLE

PO/ASZ

DATE

8/5/99

The registered owner or owner's representative will acknowledge receipt of the materials by signing this form in the spaces designated below.

SIGNATURE OF OWNER OR OWNER'S REPRESENTATIVE

ADDRESS

TITLE

S.V.P.

DATE

1/31/2000

## **Components Returned by NTSB**

Case No. NYC99MA178  
Vineyard Haven, Massachusetts  
July 16, 1999  
Piper PA-32R-301; N9253N; s/n 3123100

### **BOX No. 1**

1. Nav/Com Transceiver - Bendix-King KX-165; p/n 069-1025-21, s/n 105293  
(Memory chip in Box No. 8; Rack pieces in Box No. 6)
2. Nav/Com Transceiver - Bendix-King KX-165; p/n 069-1025-21, s/n 105256  
(Memory chip in Box No. 8; Rack pieces in Box No. 6)

### **BOX No. 2**

1. Pitch Servo (w/ cables attached) - Pittman no. 148-05058
2. Roll Trim Servo (w/ attach structure & cables) - Pittman no. 148-05057
3. Pitch Trim Servo (w/ attach structure, cables, wires and connector plug)

### **BOX No. 3**

1. Vertical Speed Indicator -face only
2. Flight Command (Attitude) Indicator (w/ gyro and face) - Bendix-King p/n 066-0012-00, s/n 20127
3. Airspeed Indicator - p/n 8125, s/n 157144 (glass fractured)
4. Turn Coordinator w/gyro & face - model no. 13941100-7Z, s/n 9603-372
5. Directional Gyro - Bendix-King - p/n 060-0016-00, s/n 50736
6. Pictorial Navigation Indicator (HSI) - Bendix/King; s/n 82738
7. Altimeter - (side broken out) - p/n 5934PD-3, s/n 1K549
8. Manifold/Fuel Pressure Gage (side broken out) - p/n 6331, s/n 178395
9. Tachometer - model no. 3310-00001, s/n 12242
10. Fuel Gage - (broken section)
11. Tri-gage for Engine oil, temp, pressure - (broken up into 3 parts)
12. Exhaust Gas Temperature Gage - face only
13. Pitch Trim Wheel (from cockpit, w/ cables and a pulley)

### **BOX No. 4**

1. Dry Air (Primary Engine Vacuum) Pump - Airborne, s/n 12AK6853
2. Dry Air (Standby Electric Vacuum) Pump - Airborne, s/n 4AK20
3. Emergency Locator Transmitter (w/battery) - Artex p/n453-0150; s/n 54710

**BOX No. 5**

1. Right-side Control Yoke (w/ about 12" column attached)
2. Left-side Control Yoke (w/left horn&switches, sep.rt.horn,and 12" column)
3. Aileron Control Cables/Chains (4 separated sections)
4. Stabilator Trim Barrel (jackscrew) Assembly (w/structure and trim cables)
5. Heat Muff (crushed)
6. Left Main Landing Gear Down-Lock Assembly
7. Right Main Landing Gear Down-Lock Assembly

**BOX No. 6**

1. Upper Tailcone Structure - 3'x1' (w/ a pulley and bracket, p/n 62452-0000)
2. Numerous pieces of the avionics racks (with no avionics)

**BOX No. 7**

1. DME Receiver - Bendix-King - p/n 066-01068-001 R-10, s/n 28247
2. GPS (Global Position Satellite) Receiver - Bendix-King KLN-90B; p/n 066-04031-1121-R24, s/n 20209 (Light bulb assemblies in Box. No. 8)
3. Audio Panel - Bendix-King KMA-24 (w/ 3 light bulbs); p/n 066-1055-03, s/n 100909
4. Autopilot Computer/Control (entire cockpit control unit w/ light bulbs) - Bendix-King KFC-150; p/n 065-004202, s/n X41353
5. ADF (Automatic Direction Finder) Receiver - Bendix-King KR-87; p/n 066-1072-04, s/n 60025

**BOX No. 8**

1. Master Annunciator Light Assembly (w/ 4 bulbs missing, one bulb broken)
2. Landing Gear Annunciator - (w/ all 6 bulbs, 1 bulb broken) - p/n PS501762
3. Ignition Switch Assembly - p/n 10-357200-1
4. Emergency Locator Transmitter Remote Cockpit Switch
5. Two Memory chips from both Nav/Com Transceivers
6. Four Light Bulb Assemblies (w/bulbs) from GPS Receiver