



**Photo 1 – View of the accident site.**





**Photo 2 - View of the accident site.**





**Photo 3 - View of the accident site.**





**Photo 4 - View of the accident site.**





**Photo 5 - View of the cockpit area.**






**Photo 6 - View of the mast.**





**Photo 7 - View of the EGPWS unit.**





**Photo 8 - View of trees near the accident site with broken branches.**





**Photo 9 - View of the NTL-NR gauge.**





**Photo 10 - View of the engine intake. Blades exhibit damage consistent with FOD ingestion.**





**Photo 11 - View of a separation in the driveshaft.**






**Photo 12 - View of the removed magnetic plug from the hydraulic system.**






**Photo 13 - View of recovered fuel being tested for water. The water testing paste did not indicate a presence of water.**





**Photo 14 - View of slippage marks. The marks are not aligned.**





**Photo 15 - View of turbine blade rubbing witness marks.**





**Photo 16 - View of removed main rotor blades.**





**Photo 17 - View of removed actuators before CT examination.**





**Photo 18 - View of the Appareo unit.**





**Photo 19 - View of recovered Appareo components.**





**Photo 20 - View of the tail rotor supplied by Air Methods.**