



Photo 1 – Wreckage Retrieval from Lake Superior



Photo 2 – Wreckage Retrieval from Lake Superior



Photo 3 – Wreckage placed on a trailer




Photo 4 – Walters Turbine Engine



Photo 5 – View of power levers



Photo 6 – Gear and Flap Indicator



Photo 7 – Instrument panel




Photo 8 – Right side of instrument panel



Photo 9 – Left side of instrument panel




Photo 10 – Rudder bellcrank



Photo 11 – Vertical Stabilizer and Rudder




Photo 12 – Rudder Trim Servo



Photo 13 – Rudder Trim Deflection



Photo 14 – Photo of airplane before the accident