



**Photo 1 – Rear view of airplane inverted**



**Photo 2 - Right side of airplane inverted**



**Photo 3 - Left side of airplane inverted**



**Photo 4 - Front view of airplane inverted and ground scar**




**Photo 5 - View of propeller**



**Photo 6 - View of underside of airplane with oil streaks**




**Photo 7 - View of empennage crush damage**




**Photo 8 - View of case halve and saddle mating surface forward propeller flange**





**Photo 9 - View of case halve hole extrusion from inside**



**Photo 10 - View of crankshaft rod journal excessive heat bluing**