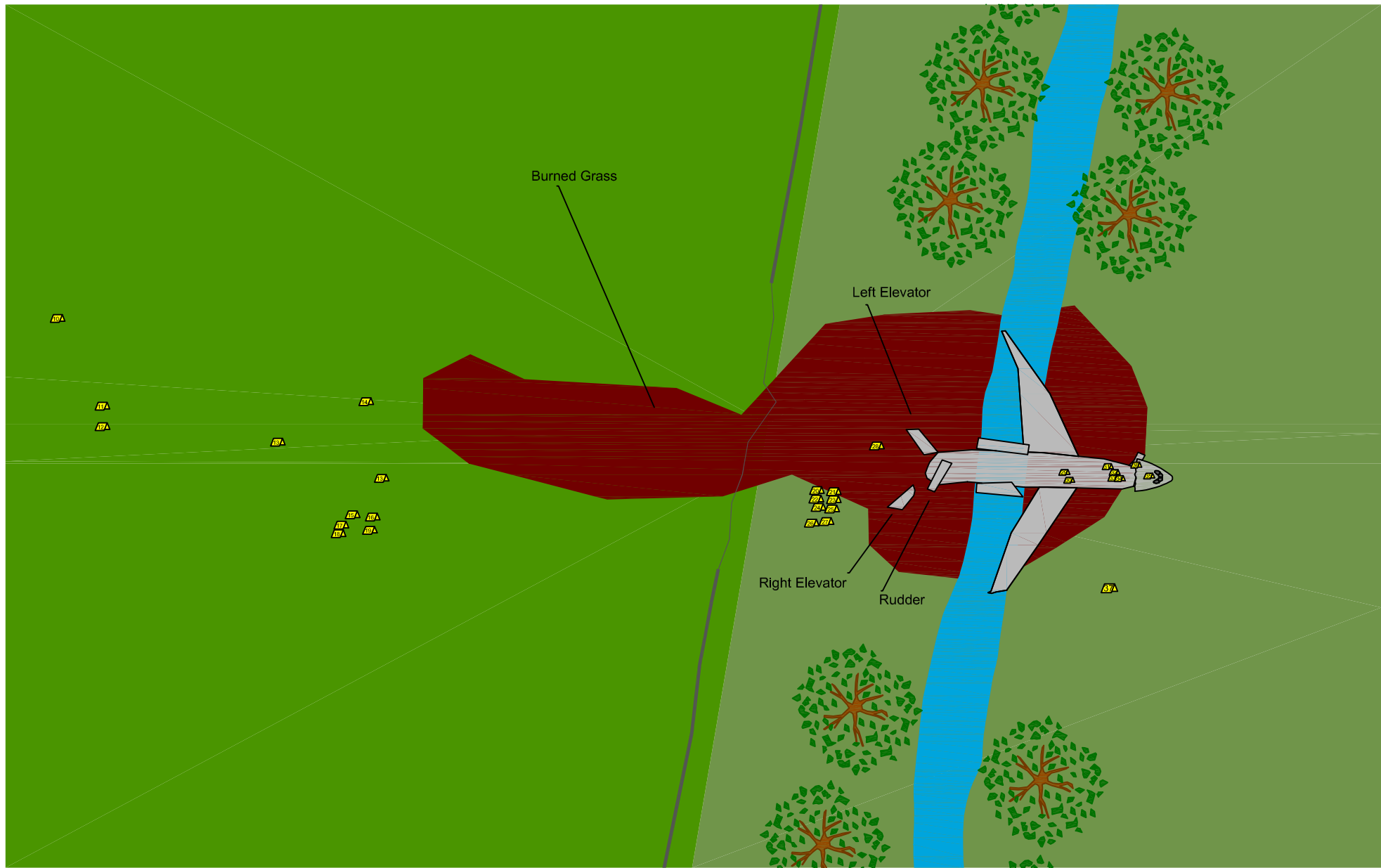


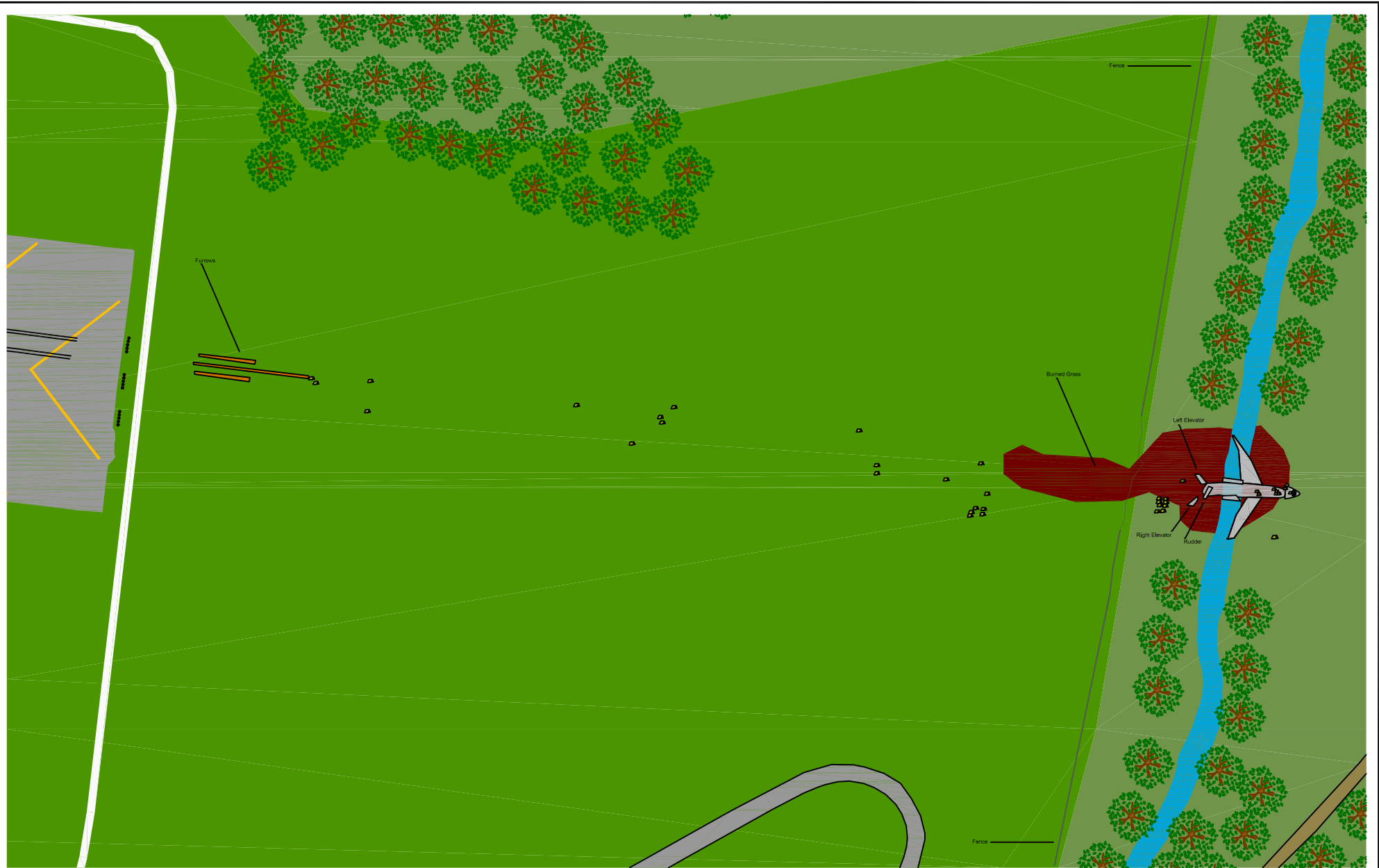
| | | | |
|------------------------|--------------|--------|--------|
| DRAWING LOCUS | | | |
| Hanscom Air Field | | | |
| Bedford, Massachusetts | | | |
| DATE: | May 31, 2014 | SCALE: | 1"=20' |
| <p>SCALE IN FEET</p> | | | |

| | |
|--|---|
| | Massachusetts State Police Collision Analysis & Reconstruction Section 200 Hanscom Drive, Suite 210 Bedford, MA 01730 |
| | DRAWING NO.: 2014-CAR-000183 DRAWING BY: Sgt, Timothy E. Dowd #2514 |



| | | | |
|------------------------|--------------|--------|--------|
| DRAWING LOCUS | | | |
| Hanscom Air Field | | | |
| Bedford, Massachusetts | | | |
| DATE: | May 31, 2014 | SCALE: | 1"=40' |
| <p>SCALE IN FEET</p> | | | |

| | |
|--|---|
| | Massachusetts State Police Collision Analysis & Reconstruction Section 200 Hanscom Drive, Suite 210 Bedford, MA 01730 |
| | DRAWING NO.: 2014-CAR-000183 DRAWING BY: Sgt, Timothy E. Dowd #2514 |



| | | | |
|------------------------|--------------|--------|---------|
| DRAWING LOCUS | | | |
| Hanscom Air Field | | | |
| Bedford, Massachusetts | | | |
| DATE: | May 31, 2014 | SCALE: | 1"=100' |
| <p>SCALE IN FEET</p> | | | |



Massachusetts State Police
 Collision Analysis &
 Reconstruction Section
 200 Hanscom Drive, Suite 210
 Bedford, MA 01730

| | |
|--------------|----------------------------|
| DRAWING NO.: | 2014-CAR-000183 |
| DRAWING BY: | Sgt, Timothy E. Dowd #2514 |



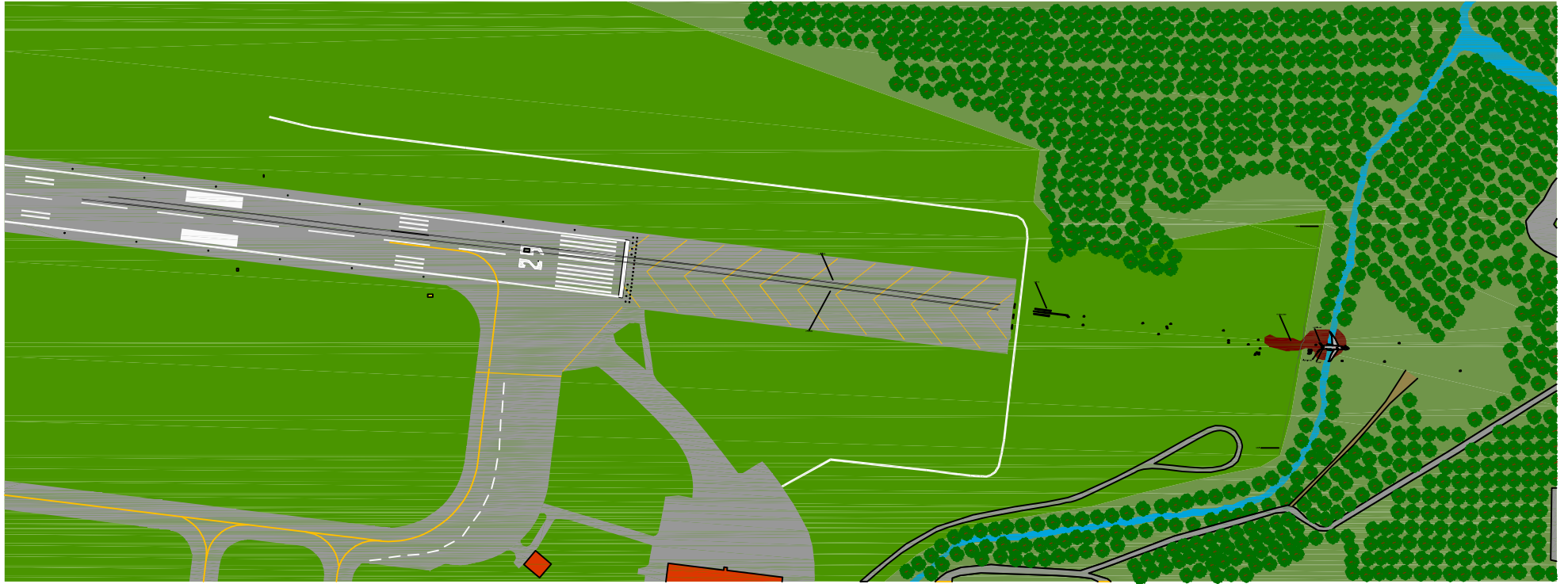
| | | | |
|--|--------------|--------|---------|
| DRAWING LOCUS | | | |
| Hanscom Air Field | | | |
| Bedford, Massachusetts | | | |
| DATE: | May 31, 2014 | SCALE: | 1"=200' |
| <p>200 100 0 100 200 SCALE IN FEET</p> | | | |

| | |
|--|---|
| | Massachusetts State Police Collision Analysis & Reconstruction Section 200 Hanscom Drive, Suite 210 Bedford, MA 01730 |
| | DRAWING NO.: 2014-CAR-000183 DRAWING BY: Sgt, Timothy E. Dowd #2514 |



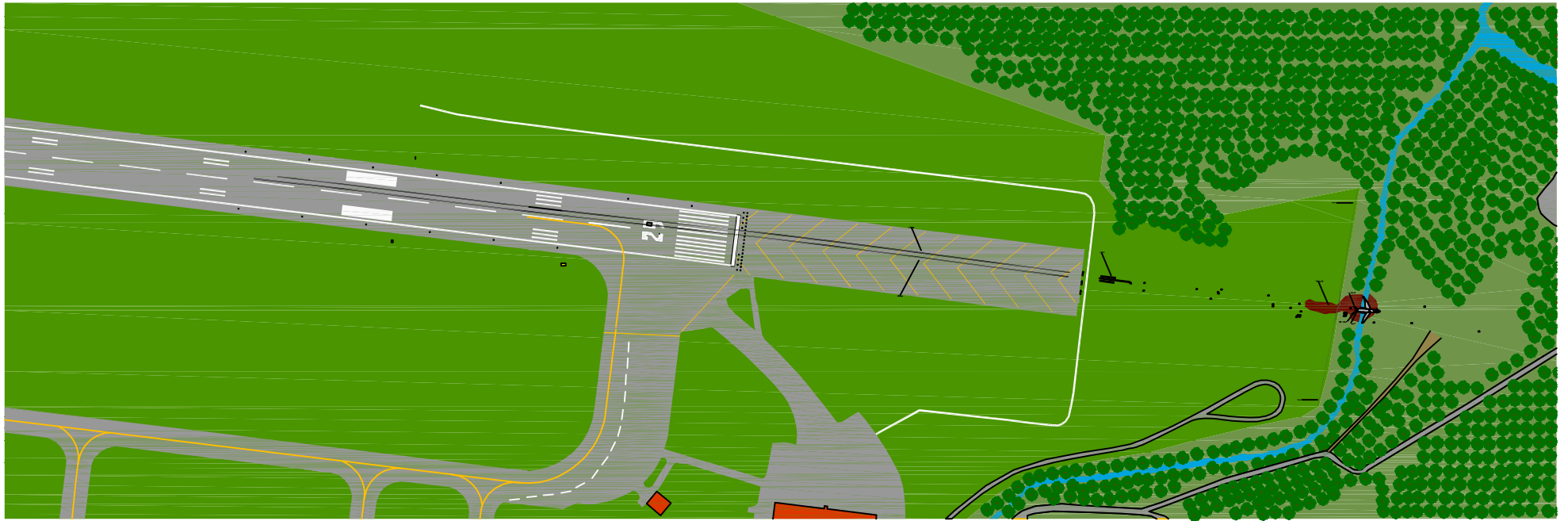
| | | | |
|--|--------------|--------|---------|
| DRAWING LOCUS | | | |
| Hanscom Air Field | | | |
| Bedford, Massachusetts | | | |
| DATE: | May 31, 2014 | SCALE: | 1"=300' |
| <p>300 150 0 150 300 SCALE IN FEET</p> | | | |

| | |
|--|---|
| | Massachusetts State Police Collision Analysis & Reconstruction Section 200 Hanscom Drive, Suite 210 Bedford, MA 01730 |
| | DRAWING NO.: 2014-CAR-000183 DRAWING BY: Sgt. Timothy E. Dowd #2514 |



| | | | |
|--|--------------|--------|---------|
| DRAWING LOCUS | | | |
| Hanscom Air Field | | | |
| Bedford, Massachusetts | | | |
| DATE: | May 31, 2014 | SCALE: | 1"=400' |
| <p>400 200 0 200 400 SCALE IN FEET</p> | | | |

| | |
|--|---|
| | Massachusetts State Police Collision Analysis & Reconstruction Section 200 Hanscom Drive, Suite 210 Bedford, MA 01730 |
| | DRAWING NO.: 2014-CAR-000183 DRAWING BY: Sgt. Timothy E. Dowd #2514 |



| | | | |
|------------------------|--------------|--------|---------|
| DRAWING LOCUS | | | |
| Hanscom Air Field | | | |
| Bedford, Massachusetts | | | |
| DATE: | May 31, 2014 | SCALE: | 1"=450' |
| <p>SCALE IN FEET</p> | | | |

| | |
|--|---|
| | Massachusetts State Police Collision Analysis & Reconstruction Section 200 Hanscom Drive, Suite 210 Bedford, MA 01730 |
| | DRAWING NO.: 2014-CAR-000183 DRAWING BY: Sgt. Timothy E. Dowd #2514 |

SCALE DIAGRAM EVIDENCE MARKERS

2014-CAR-0000183

Sgt. Timothy E. Dowd #2514

| Evidence Marker # | | Description |
|--------------------------|--|------------------------------|
| 1 | | Nose Wheel / Landing Gear |
| 2 | | Plane Antenna |
| 3 | | Door |
| 4 | | Approach Lights (Not Struck) |
| 5 | | Wing Section |
| 6 | | Approach Lights (Not Struck) |
| 7 | | Landing Gear Strut |
| 8 | | Panel |
| 9 | | Plane Antenna |
| 10 | | Main Landing Gear |
| 11 | | Approach Lights (Not Struck) |
| 12 | | Approach Lights (Not Struck) |
| 13 | | Approach Lights |
| 14 | | ILS Antenna (Struck / Down) |
| 15 | | ILS Antenna (Struck / Down) |
| 16 | | ILS Antenna (Struck / Down) |
| 17 | | ILS Antenna (Intact / Up) |
| 18 | | ILS Antenna (Intact / Up) |
| 19 | | ILS Antenna (Intact / Up) |
| 20 | | Approach Lights (Not Struck) |
| 21 | | Approach Lights (Not Struck) |
| 22 | | Approach Lights (Not Struck) |
| 23 | | Approach Lights (Not Struck) |
| 24 | | Approach Lights (Not Struck) |
| 25 | | Approach Lights (Not Struck) |
| 26 | | Approach Lights (Not Struck) |
| 27 | | Approach Lights (Not Struck) |
| 28 | | Hatch |
| | | |
| 37 | | Light |
| 38 | | Approach Light |
| 39 | | Nose Cone / Separated |
| 40 | | Approach Light |