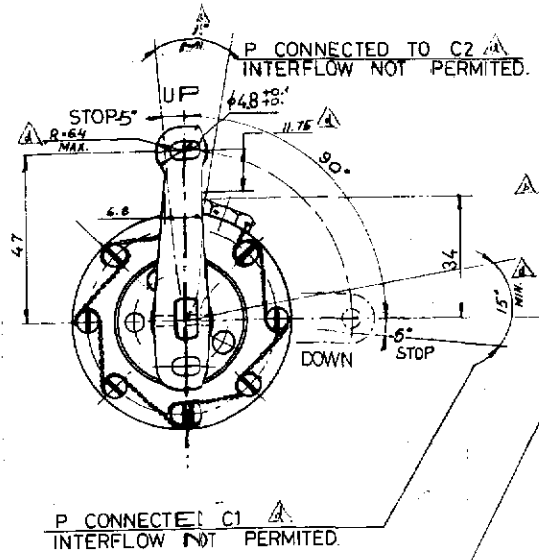
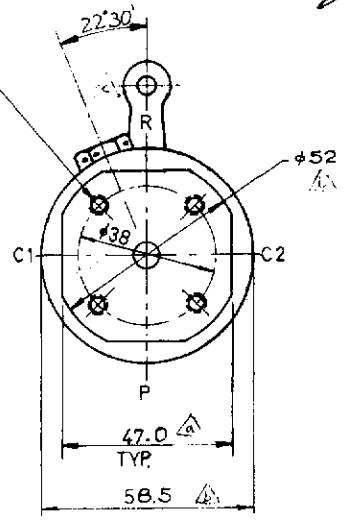
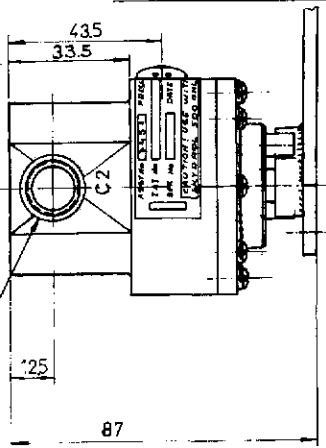


MODIF TAG IDENTIFIER	ISSUE	REASON	DATE	NAME	APP. & A. M. R.	ISSUE NO	ISSUE	CHANGES	REVISION	DATE	BY	CHKD	APP. & A. M. R.
x x P-678	d	ADDED DIM. 47.0 WITH NOTE	22.10.84	LIPTON						17.7.81	ARC	LIPTON	
x x P-853	e	ADDED WEIGHT 570 gr.	22.10.84	LIPTON						17.7.81	ARC	LIPTON	
(A) P-853	f	SEE C.O P2-853								17.7.81	ARC	LIPTON	



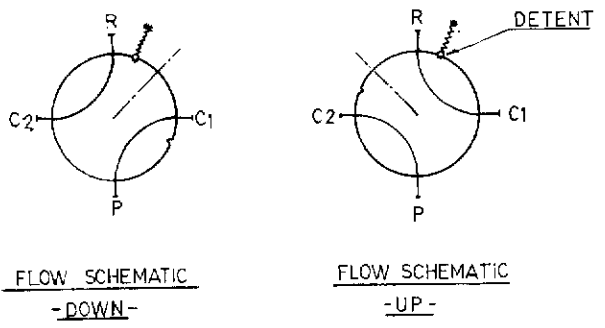
4 MOUNTING THD#10-32-UNJ
11 DEEP MIN. EQUALLY SPACED



SPECIFICATIONS 1. TYPE

- 1. TYPE: Hydraulic directional control valve, rotary selector, manually operated. In one position, "pressure" is connected to port "C1" while port "C2" is connected to port return. In the second position, "C2" is connected to "pressure" while "C1" to return. All positions are held by a detent.
- 2. FLUID : Skydrol 500B
- 3. PRESSURE : Operating 3000 PSIG, Proof 4500 PSIG, Burst 7500 PSIG
- 4. TEMPERATURE: Ambient -65°F to 160°F, Fluid -65°F to 225°F
- 5. ALTITUDE : Sea level to 51000 FT.
- 6. ANGULAR MOVEMENT OF OPERATING LEVEL : 90°
- 7. TRANSITION POSITION : Closed center
- 8. FLOW CAPACITY : 5.1 GPM
- 9. PRESSURE DROP : 100 PSID at 5.1 GPM maximum from port "P" to "C1" or, from "C2" to "R".
- 10. LEAKAGE : External - zero, Internal - 3 drops/min.
- 11. OPERATING TORQUE : 25 LB-IN max. (including detent)
- 12. RETURN PORT PROOF PRESSURE : 1500 PSI

SPEC. CONTROL DWG. WESTWIND 1125-ASTRA



ASST. MGR.	PRINC. ENGR.
DATE	SCALE
SATURATED WITH EXTREME 500 PSI	

DATE	SCALE
SATURATED WITH EXTREME 500 PSI	

MODIF TAG IDENTIFIER	SECURITY CLASS UNCLASSIFIED	סימון ביטחון UNCLASSIFIED
ENGINEERING ORDERS 7-001 XXX XX ARE NOT SEPARABLE FROM THIS DWG UNLESS OTHERWISE SPECIFIED	הוראות הנדסאית XXX XX אינן נפרדות מן הציור אלא אם כן מפורט אחרת	
PART IDENTIFICATION PER E.O. 7-001 510 01 PARA	זיהוי החלק לפי הוראות הנדסאית E.O. 7-001 510 01 פארא	
DO NOT MEASURE ON DWG. THE POINTS TO BE MEASURED ARE SHOWN ON THE DRAWING	לא למדוד על הציור. הנקודות לביצוע המדידה מוצגות על הציור	
BREAK SHARP CORNERS	הקנה פינות חדות	
ALL UNDIMENSIONED RADII ARE R=	כל הרדיוסים שאינם צוינים R=	
SIGNATURE	DATE	NAME
LIPTON	12.8.84	LIPTON
LIPTON	10.6.84	LIPTON
LIPTON	13.6.84	LIPTON
APPR	RECORDED	
DRAFT	CHECK	CHECK
DESIGN	STRESS	MATERIAL
APPR		
PROJECT	P2	
TOLER.		
ANGLE PROJECTION		
SCALE 1:1	WEIGHT 570 gr.	SIZE A20
DWG SHEET 1		DRAWING NO 9 34510000000
IN MM		
ISRAEL AIRCRAFT INDUSTRIES LTD Combined Technological Division / S.M. Servo Hydraulics Ltd		