



HN-237
EN-79
NN-007

DN-186
FN-65

SERVICE BULLETIN

DATE: 26 SEPTEMBER 1994
PAGE 1 OF 6

/// MANDATORY ////////////////////////////////// MANDATORY ////////////////////////////////// MANDATORY ///

FIREWALL FUEL FITTING MODIFICATION

1. PLANNING INFORMATION:

A. Aircraft Affected:

All MD Helicopters, Inc. (MDHI) 369 and 500N Series helicopters equipped with 369A8100-503, -505, -507, -509, -511, -703 and -705 fuel system installations are affected by the requirements of this Notice.

B. Assemblies/Components Affected by this Notice:

Any of the above 369A8100 fuel system installations which are not configured as shown in Figure 1.

C. Reason:

MDHI has received reports from the field of the station 124 firewall fuel fitting interfering with the landing gear brace. As a result, there is a possibility of the fuel fitting becoming damaged, thus creating a potential for fuel leakage. Therefore, MDHI is requiring all operators to modify their aircraft according to procedures contained in this Notice.

D. Description:

Operators are required to install an AN837-8D elbow at station 124.00 and remove the drain valve from the engine fuel pump filter housing.

E. Approval:

The design engineering aspects of this notice have been shown to comply with the applicable Federal Aviation Regulations, and are FAA Approved.

F. Manpower:

Approximately 2.5 man-hours are required to perform this notice if it is accomplished in conjunction with the next 300 hour/annual inspection.

G. Time of Compliance:

The requirements of this notice shall be accomplished within the next 300 hours of operation or at the next annual inspection of the helicopter, whichever occurs first.

H. Interchangeability:

N/A.

/// MANDATORY ////////////////////////////////// MANDATORY ////////////////////////////////// MANDATORY ///

DATE: 26 SEPTEMBER 1994
PAGE 2 OF 6

SERVICE BULLETIN

/// MANDATORY ////////////////////////////////// MANDATORY ////////////////////////////////// MANDATORY ///

I. Material/Part Availability:

REPLACEMENT PARTS/SUPPLIES			
Nomenclature	Part No.	Qty.	Source
Nut	AN924-8D	1	Commercial
Laminated Washer	HS5079-4346	1	Commercial
Washer	AN960KD1216	2	Commercial
Elbow	AN837-8D	1	Commercial
Plug	AN814-4DL	1	Commercial
Packing	MS29512-04	1	Commercial
Lockwire (0.032" dia.)	MS20995N32 (RM000571)	A/R	Commercial

J. Warranty Policy:

None.

K. Tooling:

No special tooling required.

L. Weight and Balance:

Not affected.

M. Electrical Load Data:

Not affected.

N. Other Publications Affected:

The CSP-IPC-4 and CSP-H-7 (IPC's) will be revised at a future date to reflect the revised configuration of the firewall fuel fitting described in this notice.

SERVICE BULLETIN

DATE: 26 SEPTEMBER 1994
PAGE 3 OF 6

/// MANDATORY ////////////////////////////////// MANDATORY ////////////////////////////////// MANDATORY ///

2. ACCOMPLISHMENT INSTRUCTIONS:

NOTE: The helicopter must be de-fueled before performing the requirements of this notice.

WARNING

Ensure that the aircraft is adequately grounded when purging the fuel system.

Failure to properly install, align and torque fuel, oil and air fittings and tubes could result in engine power surges, flameout, or leakage.

Air entering the airframe fuel supply lines may cause a power reduction or flameout. Fuel system vacuum leak check and fuel air bleed procedures must be performed after opening the fuel system for any reason, prior to releasing the helicopter for flight.

- (1). Refer to HMI Vol. I, Section 28-00-00 for access to fittings. This will require loosening the lacing supporting the fuel cell.
- (2). **If installed**, remove the following parts from the 369A8100-503, -505, -507, -509, -511, -703 and -705 fuel system installations: (see Figure 2)

MS24393D8	union, qty. 1
AN924-8	nut, qty.3
MS29512-08	packing, qty.2
369H8103	fitting, qty. 1
369D28099	drain valve, qty. 1 or 2
CAV-170-H4	drain valve, qty. 1 or 2
369A8010-85	tygon tubing
MS29512-04	packing, qty. 1 or 2
TY-25M	ty-rap
369A8100-3	tygon tubing
369A8100-5	tygon tubing
369A8100-7	tygon tubing
AN837-8D	elbow, qty. 1
MS24394D8	elbow, qty. 1
AN814-4DL	plug, qty. 1
AN939-8D	elbow, qty. 1
6151-0250	tee, qty. 1

- (3). Install AN924-8D (nut), (2) AN960KD1216 (washers), HS5079-4346 (laminated washer) and AN837-8D (elbow) as shown in Figure 1.
- (4). Ensure that AN837-8D is clocked 12° to 16° (25° to 29° for fuel systems equipped with anti-ice fuel filter installations) inboard as shown in Figure 1.

NOTE: HS5079-4346 shim thickness may be adjusted to obtain proper elbow orientation.

- (5). Reassemble fuel cell lacing per the HMI Vol. I, Section 28-00-00.
- (6). Re-install hoses to the AN837-8D fitting (see Figure 1). Torque hoses per the HMI-CSP-2, Vol. I, Section 28-00-00.

/// MANDATORY ////////////////////////////////// MANDATORY ////////////////////////////////// MANDATORY ///

DATE: 26 SEPTEMBER 1994
PAGE 4 OF 6

SERVICE BULLETIN

MANDATORY MANDATORY MANDATORY

- (7). Install AN814-4DL plug, MS29512-04 packing and MS20995N32 lockwire to engine fuel pump housing 369A8100-507 configurations only at location shown in Figure 1.
- (8). Re-fuel aircraft per servicing instructions contained in the Handbook of Maintenance Instructions (HMI).

WARNING

Fuel/vapor discharged during bleeding is a fire hazard. Prevent fuel vapor accumulation, ignition and fire. Perform work in an open, well ventilated area away from all potential ignition sources. Attach helicopter to an approved electrical ground. Wear approved eye protection.

- (9). Perform a vacuum check of the fuel system line and components to ensure no engine or airframe fuel system leaks are present.
- (10). Bleed air from fuel system per instructions contained in the HMI.

3. IDENTIFICATION:

Not affected.

4. DISPOSITION OF PARTS REMOVED:

Scrap.

5. COMPLIANCE RECORD:

Record compliance to this Service Information Notice in the compliance record section of the helicopter Log Book.

6. POINTS OF CONTACT:

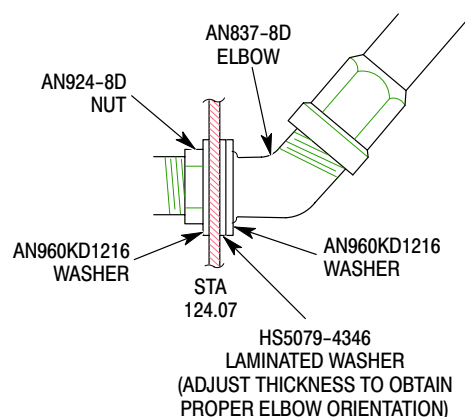
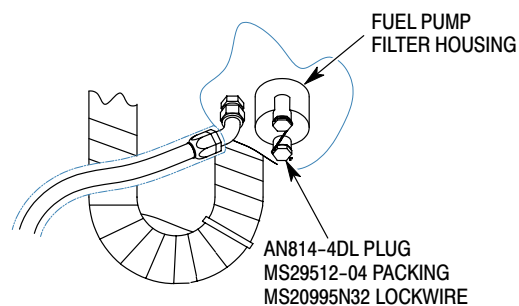
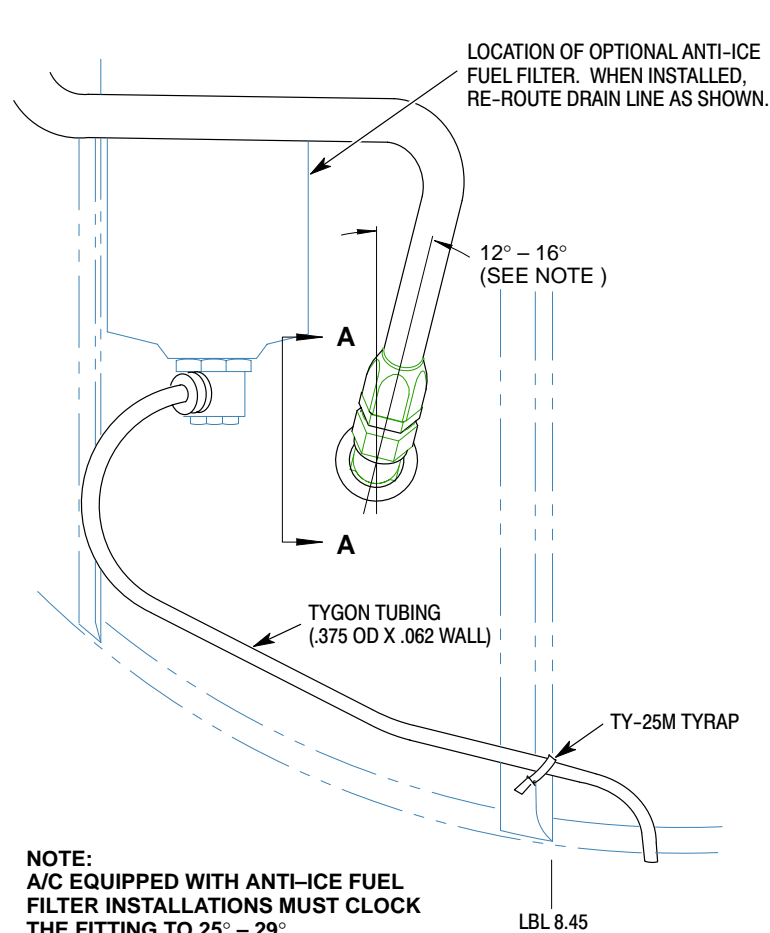
For further assistance, contact your local MDHI Field Service Representative (refer to the latest revision of the MD500 Customer Support handbook for address and telephone numbers) or contact the Field Service Department at MDHI, Mesa, Arizona. Telephone: 1-800-388-3378 or (602) 891-6342. For Commercial Warranty issues, contact the MDHI Warranty and Repair Department at (602) 891-8565.

MANDATORY MANDATORY MANDATORY

SERVICE BULLETIN

DATE: 26 SEPTEMBER 1994
PAGE 5 OF 6

MANDATORY



SECTION A-A

Figure 1. Firewall Fuel Fitting Modification (Installation).

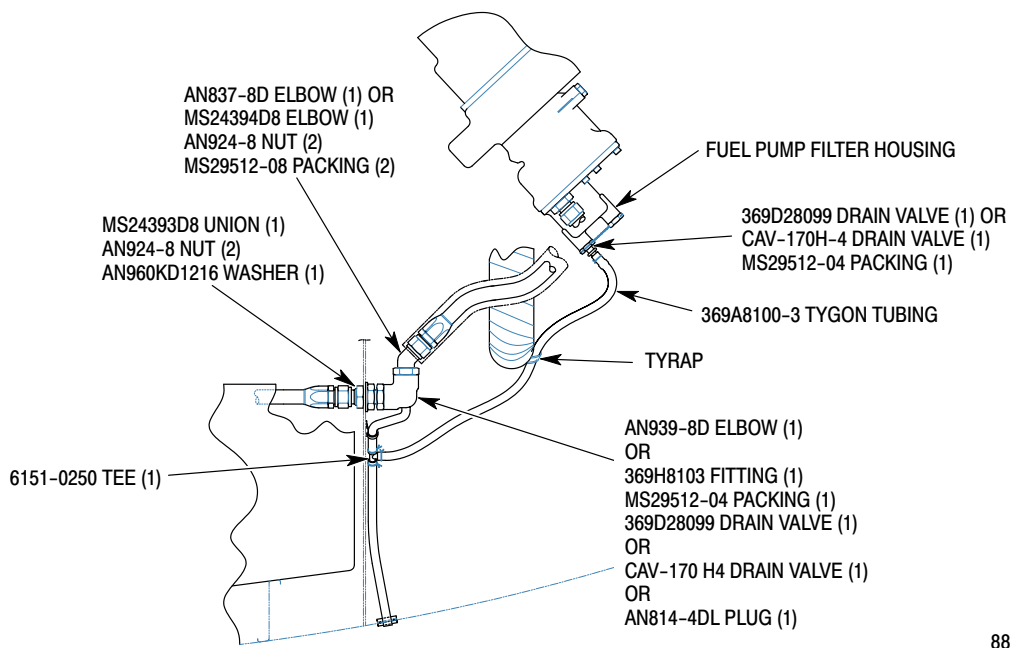
88-677-1

MANDATORY

DATE: 26 SEPTEMBER 1994
PAGE 6 OF 6

SERVICE BULLETIN

/// MANDATORY ////////////////////////////////// MANDATORY ////////////////////////////////// MANDATORY ///



88-677-2A

Figure 2. Firewall Fuel Fitting Modification (Removal).

/// MANDATORY ////////////////////////////////// MANDATORY ////////////////////////////////// MANDATORY ///