

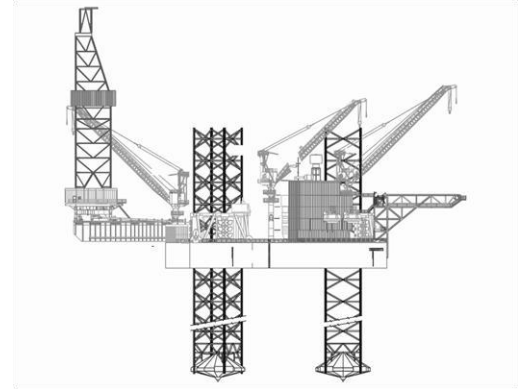


Joe Douglas

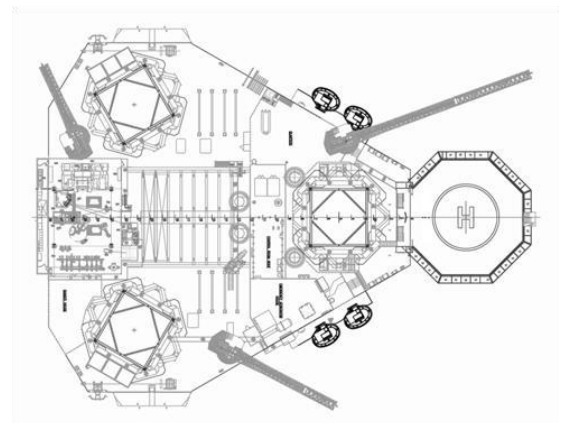
LeTourneau Technologies 240-C Class Jack-up



SIDE PROFILE



MAIN DECK



PRIMARY RIG CHARACTERISTICS

Maximum Water Depth

375 ft

Leg Length

491 ft

Hook Load

2,500,000 lbs

Hull Length

228 ft

Mud System Maximum Pressure

7,500 psi

Hull Width

220 ft

Cantilever Skid Out

80 ft. aft of transom

Hull Depth

26 ft

Substructure Travel

15 ft. to Port or Starboard

Gear Unit Height

30 ft

Quarters Accommodation

108 Persons

Maximum Drilling Depth

35,000 ft

Heliport - can accommodate:

Sikorski S-61N or S-92

Longitudinal Leg Centers

129 ft

Year In Service

2011

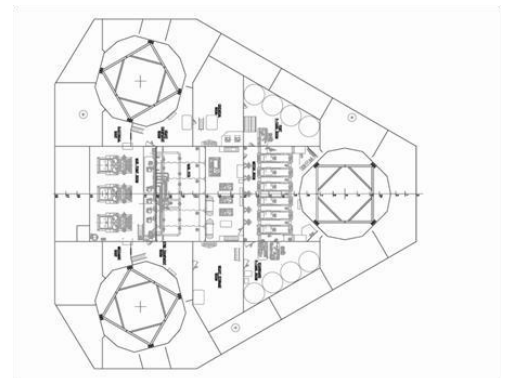
Transverse Leg Centers

142 ft

Life Enhancement

-

MACHINERY DECK



CAPACITIES

Maximum Drilling Payload	9,422,000 lbs
Hook Load	2,500,000 lbs
Rotary Load	2,500,000 lbs
Setback load	1,000,000 lbs
Liquid Mud	4,500 bbls
Sand Traps	506 bbls
Pipe Storage (main)	2,400 sq. ft. x 7 ft. high
Pipe Storage (cantilever)	2,352 sq. ft. x 7 ft. high
Covered Sack Storage	1,600 sq ft
Bulk Cement	6,910 cu ft
Bulk Barite	6,910 cu ft
Potable Water	1,724 bbls
Drill Water	10,431 bbls (incl. combo tanks)
Diesel Fuel	5,141 bbls
Base Oil	529

WELL CONTROL

Diverter	Hydril Model MSP 30 Annular BOP, 1,000 PSI WP
Annular BOP	(1) 18-3/4" Hydril GX 10K 2 x 18-3/4" 15K Cameron Type TL, Doubles With 4 x 3-1/16" 15K Outlets, H2S Trim
Choke Manifold	30 x Cameron 3-1/16" Type FLS Manual 15K PSI, H2S Trim 1 x Cameron 3-1/16" Type FLS Hydraulic 15K PSI, H2S Trim 4 x Cameron 4-1/16" Type FLS Manual 10K PSI, H2S Trim 2 x 3-1/16" 15,000 PSI Adjustable Chokes, H2S Trim 2 x 3-1/16" 15,000 PSI Hydraulic Drilling Chokes, H2S Trim 2 x 3-1/16" 15,000 PSI Positive Chokes, H2S Trim
Control Unit	3,000 PSI BOP Control Unit, 80-15 Gallon Bottles With 1,100 Gallon Reservoir Tank

DRILLING EQUIPMENT

Derrick	Loadmaster Model 2500 KIP, 36' x 36' Base, 175' High, 2,500,000 Lbs. on 16 Lines
Top Drive / Power Swivel	Lewco LL-DDTD- 750V2 , OEM 1,500 HP AC Motor - Output Torque 72,000 Ft. Lbs.
Traveling Block	Lewco Model LBLK-1250, 2,500,000 Lbs
Crown Block	Loadmaster, Capacity: 2,500,000 Lbs
Drawworks	Lewco Model 4500 Driven by 2 x 1,500 HP AC Motors
Auxiliary Brake	Baylor 15050W
Drill Line	2"
Rotary	Lewco Model D495 Driven by 1 x OEM 1,150 HP AC Motor
Prime Movers	6 x Cat 3516 TAC Driving 1 x Kato 1525 KW Gen
Emergency Generator	1 x Cat 3516 TAC Driving 1 x Kato 1525 KW Gen
Cementing Equipment	BJ 40-75-2 Electric Unit 15000 PSI WP Driven By (2) x 525hp Variable Speed AC Motors
Torque Wrench / Spinner	Varco IR30120 Iron Roughneck
Cranes	3 x LeTourneau PCM-220 SS Pedestal Cranes

MUD SYSTEM

Mud Pumps	3 x Lewco W3000, Triplex 3,000 HP Driven by 2 x OEM 1,500 HP AC Motors
Mud Pits	4,005 BBLs Total Active Pits (6 Mud Pits + 2 Slugging Pits)
Mud Mixing Pumps	2 x Derrick Premium 250 Driven by 125 HP AC Motors
Shale Shakers	(5) Brandt King Cobra Specials with Venom Baskets
Desanders	3 x 12" cones
Desilters	24 x 4" cones
Degasser	One Brandt DG-12 w/ JP12 Jet Pump Eductor w/ dual vacuum pumps, 1,200 GPM
Mud Processing Pumps	2 x Derrick Premium 250 Driven by 125 HP AC Motors Pumps
Maximum Pressure	7,500 psi