



**HIGHWAY FACTORS AND RAILROAD GRADE CROSSING
GROUP CHAIRMAN'S FACTUAL REPORT**

**Highway and Rail Crossing Attachment – Virginia DOT Traffic
Study Data for March 2018**

Crozet, Virginia

HWY18MH005

(183 pages)

Basic Axle Classification Report: Lanetown Rd North

Station ID : Lanetown Rd North of Track

Info Line 1 : Rt 684 Albemarle County

Info Line 2 :

GPS Lat/Lon :

DB File : Lanetown N St.DB

Last Connected Device Type : Apollo

Version Number : 1.66

Serial Number : UU30101

Number of Lanes : 2

Posted Speed Limit : 35.0 mph

Lane Configuration

#	Dir.	Information	Vehicle Sensors	Sensor Spacing	Loop Length	Comment
1.			Ax-Ax	4.0 ft	6.0 ft	
3.			Ax-Ax	4.0 ft	6.0 ft	

Basic Axle Classification Data From: 11:00 - 03/14/2018 To: 10:59 - 03/19/2018

(FHWA14_A)		#1	#2	#3	#4	#5	#6	#7	#8	#9	#10	#11	#12	#13	#14	Total	
Date	Time	Lane	Cycle	Cars	2A-4T	Buses	2A-SU	6A-MT	4A-SU	4A-ST	5A-ST	6A-ST	5A-MT	6A-MT	7A+MT	Other	
03/14/18	11:00	1.	0	7	6	0	0	0	0	0	0	0	0	0	0	0	13
Wed		3.	0	8	4	0	0	0	0	0	0	0	0	0	0	0	12
	11:30	1.	0	1	2	0	0	0	0	0	0	0	0	0	0	0	3
		3.	0	9	5	0	0	0	0	0	1	0	0	0	0	0	15
	12:00	1.	0	13	3	0	0	0	0	0	0	0	0	0	0	0	16
		3.	0	7	7	0	0	0	0	0	0	0	0	0	0	0	14
	12:30	1.	0	13	7	0	0	0	0	0	0	0	0	0	0	0	20
		3.	0	16	4	0	0	0	0	0	0	0	0	0	0	0	20
	13:00	1.	0	10	0	0	0	0	0	0	0	0	0	0	0	0	10
		3.	0	12	3	0	0	0	0	0	0	0	0	0	0	0	15
	13:30	1.	0	6	4	0	0	0	0	0	0	0	0	0	0	0	10
		3.	0	12	0	0	0	0	0	0	0	0	0	0	0	0	12
	14:00	1.	0	18	0	0	0	0	0	0	0	0	0	0	0	0	18
		3.	0	12	4	0	1	0	0	0	0	0	0	0	0	0	17
	14:30	1.	0	10	4	0	1	0	0	0	0	0	0	0	0	0	15
		3.	0	17	4	0	0	0	0	0	0	0	0	0	0	0	21
	15:00	1.	0	7	3	0	0	0	0	0	0	0	0	0	0	0	10
		3.	0	11	3	0	0	0	0	0	0	0	0	0	0	0	14
	15:30	1.	0	13	3	0	0	0	0	0	0	0	0	0	0	0	16

(FHWA14_A)			#1	#2	#3	#4	#5	#6	#7	#8	#9	#10	#11	#12	#13	#14	
Date	Time	Lane	Cycle	Cars	2A-4T	Buses	2A-SU	6A-MT	4A-SU	4A-ST	5A-ST	6A-ST	5A-MT	6A-MT	7A+MT	Other	Total
03/14/18	15:30	3.	0	14	3	0	1	0	0	0	0	0	0	0	0	0	18
Wed	16:00	1.	0	22	0	0	1	0	0	0	0	0	1	0	0	0	24
		3.	0	17	8	0	1	0	0	0	0	0	0	0	0	0	26
	16:30	1.	0	9	3	0	0	0	0	0	0	0	0	0	0	0	12
		3.	0	15	8	0	0	0	0	0	0	0	0	0	0	0	23
	17:00	1.	0	23	3	0	0	0	0	0	0	0	0	0	0	0	26
		3.	0	26	8	0	0	0	0	0	0	0	0	0	0	0	34
	17:30	1.	0	20	6	0	0	0	0	0	0	0	1	0	0	0	27
		3.	0	39	4	1	0	0	0	0	0	0	0	0	0	0	44
	18:00	1.	0	16	2	0	0	0	0	0	0	0	0	0	0	0	18
		3.	0	21	6	0	0	0	0	0	0	0	1	0	0	0	28
	18:30	1.	0	15	2	0	0	0	0	0	0	0	0	0	0	0	17
		3.	0	23	3	0	1	0	0	0	0	0	1	0	0	0	28
	19:00	1.	0	12	2	0	0	0	0	0	0	0	0	0	0	0	14
		3.	0	19	1	0	0	0	0	0	0	0	0	0	0	0	20
	19:30	1.	0	10	1	0	0	0	0	0	0	0	0	0	0	0	11
		3.	0	12	4	0	0	0	0	0	0	0	0	0	0	0	16
	20:00	1.	0	5	2	0	0	0	0	0	0	0	0	0	0	0	7
		3.	0	11	2	0	0	0	0	0	0	0	0	0	0	0	13
	20:30	1.	0	7	0	0	0	0	0	0	0	0	0	0	0	0	7
		3.	0	13	2	0	0	0	0	0	0	0	0	0	0	0	15
	21:00	1.	0	1	4	0	0	0	0	0	0	0	0	0	0	0	5
		3.	0	6	1	0	0	0	0	0	0	0	0	0	0	0	7
	21:30	1.	0	4	0	0	0	0	0	0	0	0	0	0	0	0	4
		3.	0	6	2	0	0	0	0	0	0	0	0	0	0	0	8
	22:00	1.	0	5	0	0	0	0	0	0	0	0	0	0	0	0	5
		3.	0	5	1	0	0	0	0	0	0	0	0	0	0	0	6
	22:30	1.	0	2	0	0	0	0	0	0	0	0	0	0	0	0	2
		3.	0	3	1	0	0	0	0	0	0	0	0	0	0	0	4
	23:00	1.	0	2	0	0	0	0	0	0	0	0	0	0	0	0	2
		3.	0	1	0	0	0	0	0	0	0	0	0	0	0	0	1
	23:30	1.	0	1	0	0	0	0	0	0	0	0	0	0	0	0	1
		3.	0	4	0	0	0	0	0	0	0	0	0	0	0	0	4
Daily Total :			0	591	145	1	6	0	0	0	1	0	4	0	0	0	748
Percent :			0%	79%	19%	0%	1%	0%	0%	0%	0%	0%	1%	0%	0%	0%	
Average :			0	23	6	0	0	0	0	0	0	0	0	0	0	0	29

(FHWA14_A)			#1	#2	#3	#4	#5	#6	#7	#8	#9	#10	#11	#12	#13	#14	
Date	Time	Lane	Cycle	Cars	2A-4T	Buses	2A-SU	6A-MT	4A-SU	4A-ST	5A-ST	6A-ST	5A-MT	6A-MT	7A+MT	Other	Total
03/15/18	00:00	1.	0	1	0	0	0	0	0	0	0	0	0	0	0	0	1
Thu		3.	0	0	0	0	0	0	0	0	0	0	0	0	0	0	0
	00:30	1.	0	1	0	0	0	0	0	0	0	0	0	0	0	0	1
		3.	0	0	0	0	0	0	0	0	0	0	0	0	0	0	0
	01:00	1.	0	1	0	0	0	0	0	0	0	0	0	0	0	0	1
		3.	0	1	0	0	0	0	0	0	0	0	0	0	0	0	1
	01:30	1.	0	0	0	0	0	0	0	0	0	0	0	0	0	0	0
		3.	0	2	0	0	0	0	0	0	0	0	0	0	0	0	2
	02:00	1.	0	0	0	0	0	0	0	0	0	0	0	0	0	0	0
		3.	0	2	0	0	0	0	0	0	0	0	0	0	0	0	2
	02:30	1.	0	0	0	0	0	0	0	0	0	0	0	0	0	0	0
		3.	0	0	0	0	0	0	0	0	0	0	0	0	0	0	0
	03:00	1.	0	0	0	0	0	0	0	0	0	0	0	0	0	0	0
		3.	0	0	0	0	0	0	0	0	0	0	0	0	0	0	0
	03:30	1.	0	1	0	0	0	0	0	0	0	0	0	0	0	0	1
		3.	0	0	0	0	0	0	0	0	0	0	0	0	0	0	0
	04:00	1.	0	1	0	0	0	0	0	0	0	0	0	0	0	0	1
		3.	0	0	0	0	0	0	0	0	0	0	0	0	0	0	0
	04:30	1.	0	3	1	0	0	0	0	0	0	0	0	0	0	0	4
		3.	0	0	0	0	0	0	0	0	0	0	0	0	0	0	0
	05:00	1.	0	4	2	0	0	0	0	0	0	0	0	0	0	0	6
		3.	0	0	0	0	0	0	0	0	0	0	0	0	0	0	0
	05:30	1.	0	3	0	0	0	1	0	0	0	0	0	0	0	0	4
		3.	0	2	0	0	0	0	0	0	0	0	0	0	0	0	2
	06:00	1.	0	4	1	0	0	0	0	0	0	0	0	0	0	0	5
		3.	0	2	0	0	1	1	0	0	0	0	0	0	0	0	4
	06:30	1.	0	11	3	0	0	0	0	0	0	0	0	0	0	0	14
		3.	0	5	1	0	0	0	0	0	0	0	0	0	0	0	6
	07:00	1.	0	19	3	0	0	0	0	0	0	0	0	0	0	0	22
		3.	0	4	1	0	0	0	0	0	0	0	0	0	0	0	5
	07:30	1.	0	25	6	0	0	0	0	0	0	0	1	0	0	0	32
		3.	0	19	4	0	0	0	0	0	1	0	0	0	0	0	24
	08:00	1.	0	14	6	0	1	0	0	0	0	0	1	0	0	0	22
		3.	0	28	11	1	1	0	0	0	0	0	0	0	0	0	41
	08:30	1.	0	24	2	0	0	0	0	0	0	0	0	0	0	0	26
		3.	0	17	8	0	0	0	0	0	0	0	0	0	0	0	25
	09:00	1.	0	6	3	0	1	0	0	0	0	0	0	0	0	0	10

(FHWA14_A)			#1	#2	#3	#4	#5	#6	#7	#8	#9	#10	#11	#12	#13	#14	
Date	Time	Lane	Cycle	Cars	2A-4T	Buses	2A-SU	6A-MT	4A-SU	4A-ST	5A-ST	6A-ST	5A-MT	6A-MT	7A+MT	Other	Total
03/15/18	09:00	3.	0	6	5	0	0	0	0	0	0	0	0	0	0	0	11
Thu	09:30	1.	0	10	1	0	0	0	0	0	0	0	0	0	0	0	11
		3.	0	5	2	0	0	0	0	1	0	0	0	0	0	0	8
	10:00	1.	0	5	0	0	0	0	0	0	0	0	0	0	0	0	5
		3.	0	8	3	0	0	0	0	0	0	0	0	0	0	0	11
	10:30	1.	0	9	2	0	0	0	0	0	0	0	0	0	0	0	11
		3.	0	10	3	0	0	0	0	0	0	0	0	0	0	0	13
	11:00	1.	0	14	1	0	0	0	0	0	0	0	0	0	0	0	15
		3.	0	12	1	0	1	0	0	0	0	0	0	0	0	0	14
	11:30	1.	0	6	3	0	2	0	0	0	0	0	0	0	0	0	11
		3.	0	11	0	0	1	0	0	0	0	0	0	0	0	0	12
	12:00	1.	0	14	2	0	0	0	0	0	0	0	0	0	0	0	16
		3.	0	8	0	0	0	0	0	0	0	0	0	0	0	0	8
	12:30	1.	0	10	2	0	0	0	0	0	0	0	0	0	0	0	12
		3.	0	13	4	0	1	0	0	0	0	0	0	0	0	0	18
	13:00	1.	0	9	0	0	0	0	0	0	0	0	0	0	0	0	9
		3.	0	8	1	0	1	0	0	1	0	0	1	0	0	0	12
	13:30	1.	0	8	3	0	0	0	0	0	0	0	0	0	0	0	11
		3.	3	14	4	0	0	0	0	0	0	0	0	0	0	0	21
	14:00	1.	0	16	1	0	0	0	0	0	0	0	0	0	0	0	17
		3.	0	8	2	0	0	0	0	0	0	0	0	0	0	0	10
	14:30	1.	0	13	4	0	2	0	0	0	0	0	0	0	0	0	19
		3.	0	15	3	0	0	1	0	0	0	0	0	0	0	0	19
	15:00	1.	0	11	3	0	0	0	0	0	0	0	1	0	0	0	15
		3.	0	11	8	0	2	0	0	0	0	0	0	0	0	0	21
	15:30	1.	1	14	1	0	0	0	0	0	0	0	0	0	0	0	16
		3.	0	21	7	0	0	0	0	0	0	0	0	0	0	0	28
	16:00	1.	0	21	4	0	0	0	0	0	0	0	0	0	0	0	25
		3.	1	21	12	0	0	0	0	0	0	1	2	0	0	0	37
	16:30	1.	0	16	2	0	1	0	0	1	0	0	0	0	0	0	20
		3.	0	30	8	0	1	0	0	0	0	0	1	0	0	0	40
	17:00	1.	1	27	5	0	0	0	0	0	0	0	0	0	0	0	33
		3.	1	21	5	0	0	0	0	0	0	1	2	0	0	0	30
	17:30	1.	0	29	5	0	0	0	0	0	0	0	1	1	0	0	36
		3.	0	34	3	0	0	0	0	0	0	0	2	0	0	0	39
	18:00	1.	1	19	2	0	0	0	0	0	0	0	2	0	0	0	24
		3.	0	22	4	0	0	0	0	0	0	0	0	0	0	0	26

(FHWA14_A)			#1	#2	#3	#4	#5	#6	#7	#8	#9	#10	#11	#12	#13	#14	Total
Date	Time	Lane	Cycle	Cars	2A-4T	Buses	2A-SU	6A-MT	4A-SU	4A-ST	5A-ST	6A-ST	5A-MT	6A-MT	7A+MT	Other	Total
03/15/18	18:30	1.	0	10	2	0	0	0	0	1	0	0	0	0	0	0	13
Thu		3.	0	17	3	0	0	0	0	0	0	0	0	0	0	0	20
	19:00	1.	0	8	2	0	0	0	0	0	0	0	0	0	0	0	10
		3.	0	23	5	0	0	0	0	1	0	0	1	0	0	0	30
	19:30	1.	0	10	4	0	1	0	0	0	0	0	0	0	0	0	15
		3.	0	21	5	0	1	0	0	0	0	0	0	0	0	0	27
	20:00	1.	0	6	1	0	0	0	0	0	0	0	0	0	0	0	7
		3.	0	13	3	0	0	0	0	0	0	0	1	0	0	0	17
	20:30	1.	0	5	0	0	0	0	0	0	0	0	0	0	0	0	5
		3.	0	10	3	0	0	0	0	0	0	0	0	0	0	0	13
	21:00	1.	0	5	0	0	0	0	0	0	0	0	0	0	0	0	5
		3.	0	6	0	0	0	0	0	0	0	0	0	0	0	0	6
	21:30	1.	0	3	0	0	0	0	0	0	0	0	0	0	0	0	3
		3.	0	3	0	0	0	0	0	0	0	0	0	0	0	0	3
	22:00	1.	0	6	1	0	0	0	0	0	0	0	0	0	0	0	7
		3.	0	3	0	0	0	0	0	0	0	0	0	0	0	0	3
	22:30	1.	0	1	0	0	0	0	0	0	0	0	0	0	0	0	1
		3.	0	1	1	0	0	0	0	0	0	0	0	0	0	0	2
	23:00	1.	0	3	1	0	0	0	0	0	0	0	0	0	0	0	4
		3.	0	1	0	0	0	0	0	0	0	0	0	0	0	0	1
	23:30	1.	0	2	0	0	0	0	0	0	0	0	0	0	0	0	2
		3.	0	5	0	0	0	0	0	0	0	0	0	0	0	0	5
Daily Total :			8	891	199	1	18	3	0	5	1	2	16	1	0	0	1145
Percent :			1%	78%	17%	0%	2%	0%	0%	0%	0%	0%	1%	0%	0%	0%	
Average :			0	19	4	0	0	0	0	0	0	0	0	0	0	0	23

(FHWA14_A)			#1	#2	#3	#4	#5	#6	#7	#8	#9	#10	#11	#12	#13	#14	
Date	Time	Lane	Cycle	Cars	2A-4T	Buses	2A-SU	6A-MT	4A-SU	4A-ST	5A-ST	6A-ST	5A-MT	6A-MT	7A+MT	Other	Total
03/16/18	00:00	1.	0	0	2	0	0	0	0	0	0	0	0	0	0	0	2
Fri		3.	0	1	1	0	0	0	0	0	0	0	0	0	0	0	2
	00:30	1.	0	2	0	0	0	0	0	0	0	0	0	0	0	0	2
		3.	0	0	0	0	0	0	0	0	0	0	0	0	0	0	0
	01:00	1.	0	1	0	0	0	0	0	0	0	0	0	0	0	0	1
		3.	0	0	0	0	0	0	0	0	0	0	0	0	0	0	0
	01:30	1.	0	0	0	0	0	0	0	0	0	0	0	0	0	0	0
		3.	0	0	0	0	0	0	0	0	0	0	0	0	0	0	0
	02:00	1.	0	0	0	0	0	0	0	0	0	0	0	0	0	0	0
		3.	0	1	1	0	0	0	0	0	0	0	0	0	0	0	2
	02:30	1.	0	0	0	0	0	0	0	0	0	0	0	0	0	0	0
		3.	0	0	0	0	0	0	0	0	0	0	0	0	0	0	0
	03:00	1.	0	0	0	0	0	0	0	0	0	0	0	0	0	0	0
		3.	0	0	0	0	0	0	0	0	0	0	0	0	0	0	0
	03:30	1.	0	1	0	0	0	0	0	0	0	0	0	0	0	0	1
		3.	0	1	0	0	0	0	0	0	0	0	0	0	0	0	1
	04:00	1.	0	2	1	0	0	0	0	0	0	0	0	0	0	0	3
		3.	0	0	0	0	0	0	0	0	0	0	0	0	0	0	0
	04:30	1.	0	0	0	0	0	0	0	0	0	0	0	0	0	0	0
		3.	0	1	0	0	0	0	0	0	0	0	0	0	0	0	1
	05:00	1.	0	5	1	0	0	0	0	0	0	0	0	0	0	0	6
		3.	0	0	1	0	0	0	0	0	0	0	0	0	0	0	1
	05:30	1.	0	3	0	0	0	0	0	0	0	0	0	0	0	0	3
		3.	0	1	0	0	0	0	0	0	0	0	0	0	0	0	1
	06:00	1.	0	6	3	0	0	0	0	0	0	0	0	0	0	0	9
		3.	0	3	0	0	0	0	0	0	0	0	0	0	0	0	3
	06:30	1.	0	8	2	0	0	0	0	0	0	0	0	0	0	0	10
		3.	0	2	2	0	0	0	0	0	0	0	0	0	0	0	4
	07:00	1.	0	25	4	0	0	0	0	0	0	0	0	0	0	0	29
		3.	0	6	3	0	0	0	0	0	0	0	0	0	0	0	9
	07:30	1.	0	26	9	0	1	0	0	1	0	0	3	0	0	0	40
		3.	0	15	3	0	0	0	0	0	0	0	0	0	0	0	18
	08:00	1.	0	19	4	0	0	0	0	0	0	0	0	0	0	0	23
		3.	0	18	8	1	0	1	0	0	1	0	0	0	0	0	29
	08:30	1.	0	25	4	0	0	0	0	0	0	0	0	0	0	0	29
		3.	0	21	2	0	2	0	0	0	0	0	0	0	0	0	25
	09:00	1.	0	12	6	0	0	0	0	0	0	0	0	0	0	0	18

(FHWA14_A)			#1	#2	#3	#4	#5	#6	#7	#8	#9	#10	#11	#12	#13	#14	
Date	Time	Lane	Cycle	Cars	2A-4T	Buses	2A-SU	6A-MT	4A-SU	4A-ST	5A-ST	6A-ST	5A-MT	6A-MT	7A+MT	Other	Total
03/16/18	09:00	3.	0	12	3	0	1	0	0	0	0	0	0	0	0	0	16
Fri	09:30	1.	0	6	0	0	1	0	0	0	0	0	0	0	0	0	7
		3.	0	6	1	0	1	0	0	0	0	0	0	0	0	0	8
	10:00	1.	0	6	1	0	0	0	0	0	0	0	0	0	0	0	7
		3.	0	9	1	0	0	0	0	0	0	0	1	0	0	0	11
	10:30	1.	0	9	1	0	0	0	0	0	0	0	0	0	0	0	10
		3.	0	7	1	0	0	0	0	0	0	0	0	0	0	0	8
	11:00	1.	1	12	3	0	1	0	0	0	0	0	0	0	0	0	17
		3.	0	14	2	0	1	0	0	0	0	0	0	0	0	0	17
	11:30	1.	0	7	1	0	0	1	0	0	0	0	0	0	0	0	9
		3.	0	12	9	0	1	0	0	0	0	0	0	0	0	0	22
	12:00	1.	0	9	2	0	0	0	0	0	0	0	0	0	0	0	11
		3.	0	13	6	0	0	0	0	0	0	0	0	0	0	0	19
	12:30	1.	0	15	5	0	1	0	0	0	0	0	0	0	0	0	21
		3.	0	14	5	0	2	0	0	0	0	0	0	0	0	0	21
	13:00	1.	0	12	4	0	0	0	0	1	0	0	0	0	0	0	17
		3.	0	15	3	0	0	0	0	1	0	0	0	0	0	0	19
	13:30	1.	0	8	3	0	0	0	0	0	0	0	0	0	0	0	11
		3.	0	9	3	0	2	0	0	0	0	0	0	0	0	0	14
	14:00	1.	0	13	2	0	0	1	0	0	0	0	0	0	0	0	16
		3.	0	10	5	0	2	0	0	0	0	0	0	0	0	0	17
	14:30	1.	0	16	4	0	0	0	0	0	0	0	1	0	0	0	21
		3.	0	13	2	0	0	0	0	0	1	0	0	0	0	0	16
	15:00	1.	0	9	2	0	1	0	0	0	1	0	0	0	0	0	13
		3.	0	14	4	0	1	0	0	0	0	0	0	0	0	0	19
	15:30	1.	0	14	2	0	0	0	0	0	0	0	1	0	0	0	17
		3.	0	17	7	0	1	0	0	0	0	0	0	0	0	0	25
	16:00	1.	0	26	8	0	0	0	0	0	0	0	0	0	0	0	34
		3.	1	28	8	0	0	0	0	1	0	0	1	0	0	0	39
	16:30	1.	0	16	2	0	1	0	0	0	0	0	0	0	0	0	19
		3.	0	30	13	0	0	0	0	0	0	0	0	0	0	0	43
	17:00	1.	0	16	6	0	0	0	0	1	0	0	2	0	0	0	25
		3.	1	26	11	0	0	0	0	0	0	0	0	0	0	0	38
	17:30	1.	1	26	5	0	0	0	0	0	0	0	0	0	0	0	32
		3.	1	35	4	0	0	0	0	0	0	0	0	0	0	0	40
	18:00	1.	1	25	1	0	0	0	0	0	0	0	0	0	0	0	27
		3.	1	26	5	0	0	0	0	0	0	0	0	0	0	0	32

(FHWA14_A)			#1	#2	#3	#4	#5	#6	#7	#8	#9	#10	#11	#12	#13	#14	Total
Date	Time	Lane	Cycle	Cars	2A-4T	Buses	2A-SU	6A-MT	4A-SU	4A-ST	5A-ST	6A-ST	5A-MT	6A-MT	7A+MT	Other	Total
03/16/18	18:30	1.	0	23	2	0	0	0	0	0	0	0	0	0	0	0	25
		3.	0	16	3	0	0	0	0	0	0	0	0	0	0	0	19
	19:00	1.	0	10	2	0	0	0	0	0	0	0	0	0	0	0	12
		3.	0	21	3	0	0	0	0	0	0	0	0	0	0	0	24
	19:30	1.	0	9	0	0	0	0	0	0	0	0	0	0	0	0	9
		3.	0	19	2	0	0	0	0	0	0	0	0	0	0	0	21
	20:00	1.	0	10	2	0	0	0	0	0	0	0	0	0	0	0	12
		3.	0	9	1	0	0	0	0	0	0	0	0	0	0	0	10
	20:30	1.	0	6	1	0	0	0	0	0	0	0	0	0	0	0	7
		3.	0	7	4	0	0	0	0	0	0	0	0	0	0	0	11
	21:00	1.	0	6	1	0	0	0	0	0	0	0	0	0	0	0	7
		3.	0	5	4	0	0	0	0	0	0	0	0	0	0	0	9
	21:30	1.	0	3	6	0	0	0	0	0	0	0	0	0	0	0	9
		3.	0	6	3	0	0	0	0	0	0	0	0	0	0	0	9
	22:00	1.	0	3	0	0	0	0	0	0	0	0	0	0	0	0	3
		3.	0	7	2	0	0	0	0	0	0	0	0	0	0	0	9
	22:30	1.	0	8	0	0	0	0	0	0	0	0	0	0	0	0	8
		3.	0	4	2	0	0	0	0	1	0	0	0	0	0	0	7
	23:00	1.	0	3	0	0	0	0	0	0	0	0	0	0	0	0	3
		3.	0	7	1	0	0	0	0	0	0	0	0	0	0	0	8
	23:30	1.	0	4	2	0	0	0	0	0	0	0	0	0	0	0	6
		3.	0	8	1	0	0	0	0	0	0	0	0	0	0	0	9
Daily Total :			7	954	244	1	20	3	0	6	3	0	9	0	0	0	1247
Percent :			1%	77%	20%	0%	2%	0%	0%	0%	0%	0%	1%	0%	0%	0%	
Average :			0	20	5	0	0	0	0	0	0	0	0	0	0	0	25

(FHWA14_A)			#1	#2	#3	#4	#5	#6	#7	#8	#9	#10	#11	#12	#13	#14	
Date	Time	Lane	Cycle	Cars	2A-4T	Buses	2A-SU	6A-MT	4A-SU	4A-ST	5A-ST	6A-ST	5A-MT	6A-MT	7A+MT	Other	Total
03/17/18	00:00	1.	0	2	0	0	0	0	0	0	0	0	0	0	0	0	2
Sat		3.	0	3	1	0	0	0	0	0	0	0	0	0	0	0	4
	00:30	1.	0	1	0	0	0	0	0	0	0	0	0	0	0	0	1
		3.	0	2	0	0	0	0	0	0	0	0	0	0	0	0	2
	01:00	1.	0	4	0	0	0	0	0	0	0	0	0	0	0	0	4
		3.	0	2	0	0	0	0	0	0	0	0	0	0	0	0	2
	01:30	1.	0	1	0	0	0	0	0	0	0	0	0	0	0	0	1
		3.	0	1	0	0	0	0	0	0	0	0	0	0	0	0	1
	02:00	1.	0	2	0	0	0	0	0	0	0	0	0	0	0	0	2
		3.	0	1	0	0	0	0	0	0	0	0	0	0	0	0	1
	02:30	1.	0	0	0	0	0	0	0	0	0	0	0	0	0	0	0
		3.	0	0	0	0	0	0	0	0	0	0	0	0	0	0	0
	03:00	1.	0	0	0	0	0	0	0	0	0	0	0	0	0	0	0
		3.	0	2	0	0	0	0	0	0	0	0	0	0	0	0	2
	03:30	1.	0	0	0	0	0	0	0	0	0	0	0	0	0	0	0
		3.	0	0	1	0	0	0	0	0	0	0	0	0	0	0	1
	04:00	1.	0	1	0	0	0	0	0	0	0	0	0	0	0	0	1
		3.	0	0	0	0	0	0	0	0	0	0	0	0	0	0	0
	04:30	1.	0	0	0	0	0	0	0	0	0	0	0	0	0	0	0
		3.	0	0	0	0	0	0	0	0	0	0	0	0	0	0	0
	05:00	1.	0	0	0	0	0	0	0	0	0	0	0	0	0	0	0
		3.	0	1	0	0	0	0	0	0	0	0	0	0	0	0	1
	05:30	1.	0	1	0	0	0	0	0	0	0	0	0	0	0	0	1
		3.	0	3	0	0	0	0	0	0	0	0	0	0	0	0	3
	06:00	1.	1	2	0	0	0	0	0	0	0	0	0	0	0	0	3
		3.	0	0	0	0	0	0	0	0	0	0	0	0	0	0	0
	06:30	1.	0	3	0	0	0	0	0	0	0	0	0	0	0	0	3
		3.	0	2	0	0	0	0	0	0	0	0	0	0	0	0	2
	07:00	1.	0	3	1	0	0	0	0	0	0	0	0	0	0	0	4
		3.	0	3	0	0	0	0	0	0	0	0	0	0	0	0	3
	07:30	1.	0	3	1	0	0	0	0	0	0	0	0	0	0	0	4
		3.	0	3	1	0	0	0	0	0	0	0	0	0	0	0	4
	08:00	1.	0	6	1	0	0	0	0	0	0	0	0	0	0	0	7
		3.	0	7	2	0	0	0	0	0	0	0	0	0	0	0	9
	08:30	1.	0	9	2	0	0	0	0	0	0	0	0	0	0	0	11
		3.	0	9	2	0	0	0	0	0	0	0	0	0	0	0	11
	09:00	1.	0	11	2	0	0	0	0	0	0	0	0	0	0	0	13

(FHWA14_A)			#1	#2	#3	#4	#5	#6	#7	#8	#9	#10	#11	#12	#13	#14	
Date	Time	Lane	Cycle	Cars	2A-4T	Buses	2A-SU	6A-MT	4A-SU	4A-ST	5A-ST	6A-ST	5A-MT	6A-MT	7A+MT	Other	Total
03/17/18	09:00	3.	0	3	1	0	0	0	0	0	0	0	0	0	0	0	4
Sat	09:30	1.	0	12	2	0	0	0	0	0	0	0	0	0	0	0	14
		3.	0	10	4	0	0	0	0	0	0	0	0	0	0	0	14
	10:00	1.	0	9	2	0	0	0	0	0	0	0	0	0	0	0	11
		3.	0	6	2	0	0	0	0	0	0	0	0	0	0	0	8
	10:30	1.	0	13	2	0	0	0	0	0	0	0	0	0	0	0	15
		3.	0	17	4	0	0	0	0	0	0	0	0	0	0	0	21
	11:00	1.	0	11	3	0	0	0	0	0	0	0	0	0	0	0	14
		3.	0	9	4	0	0	0	0	0	0	0	0	0	0	0	13
	11:30	1.	1	17	2	0	0	0	0	0	0	0	0	0	0	0	20
		3.	0	17	3	0	0	0	0	0	0	0	0	0	0	0	20
	12:00	1.	0	12	4	0	0	0	0	0	0	0	0	0	0	0	16
		3.	0	16	3	0	0	0	0	0	0	0	0	0	0	0	19
	12:30	1.	0	16	5	0	0	0	0	0	0	0	0	0	0	0	21
		3.	0	11	6	0	0	0	0	0	0	0	0	0	0	0	17
	13:00	1.	1	14	2	0	0	0	0	0	0	0	1	0	0	0	18
		3.	0	22	2	0	0	0	0	0	0	0	0	0	0	0	24
	13:30	1.	0	12	2	0	1	0	0	0	0	0	0	0	0	0	15
		3.	0	23	1	0	0	0	0	0	0	0	0	0	0	0	24
	14:00	1.	0	17	0	0	0	0	0	0	0	0	0	0	0	0	17
		3.	0	21	5	0	0	1	0	0	0	0	1	0	0	0	28
	14:30	1.	0	14	2	0	0	0	0	0	0	0	0	0	0	0	16
		3.	0	15	4	0	0	0	0	0	1	0	0	0	0	0	20
	15:00	1.	0	9	1	0	0	0	0	1	0	0	0	0	0	0	11
		3.	0	9	4	0	0	0	0	0	0	1	1	0	0	0	15
	15:30	1.	0	16	2	0	0	1	0	0	1	0	1	0	0	0	21
		3.	0	11	6	0	0	0	0	0	0	0	0	0	0	0	17
	16:00	1.	1	13	0	0	0	0	0	0	0	0	1	1	0	0	16
		3.	0	25	5	0	0	0	0	0	0	0	0	0	0	0	30
	16:30	1.	0	25	6	0	0	0	0	0	0	0	0	0	0	0	31
		3.	0	16	0	0	0	0	0	0	0	0	0	0	0	0	16
	17:00	1.	0	16	6	0	0	0	0	0	0	0	0	0	0	0	22
		3.	0	14	2	0	0	0	0	0	0	0	1	0	0	0	17
	17:30	1.	0	19	2	0	0	0	0	0	0	0	0	0	0	0	21
		3.	0	30	3	0	0	0	0	0	0	0	1	0	0	0	34
	18:00	1.	0	19	2	0	0	0	0	0	1	0	0	0	0	0	22
		3.	0	18	3	0	0	0	0	0	0	0	0	0	0	0	21

(FHWA14_A)			#1	#2	#3	#4	#5	#6	#7	#8	#9	#10	#11	#12	#13	#14	Total
Date	Time	Lane	Cycle	Cars	2A-4T	Buses	2A-SU	6A-MT	4A-SU	4A-ST	5A-ST	6A-ST	5A-MT	6A-MT	7A+MT	Other	Total
03/17/18	18:30	1.	0	12	2	0	0	0	0	0	0	0	0	0	0	0	14
Sat		3.	0	13	1	0	0	0	0	0	0	0	0	0	0	0	14
	19:00	1.	0	8	2	0	0	0	0	0	0	0	0	0	0	0	10
		3.	0	16	4	0	0	0	0	0	0	0	0	0	0	0	20
	19:30	1.	0	9	1	0	0	0	0	0	0	0	0	0	0	0	10
		3.	1	11	2	0	0	0	0	0	0	0	0	0	0	0	14
	20:00	1.	0	12	0	0	0	0	0	0	0	0	0	0	0	0	12
		3.	0	12	2	0	0	0	0	0	0	0	1	0	0	0	15
	20:30	1.	1	11	2	0	0	0	0	0	0	0	0	0	0	0	14
		3.	0	7	1	0	0	0	0	0	0	0	0	0	0	0	8
	21:00	1.	0	5	0	0	0	0	0	0	0	0	0	0	0	0	5
		3.	0	7	1	0	0	0	0	0	0	0	0	0	0	0	8
	21:30	1.	0	7	1	0	0	0	0	0	0	0	0	0	0	0	8
		3.	0	9	0	0	0	0	0	0	0	0	0	0	0	0	9
	22:00	1.	0	2	0	0	0	0	0	0	0	0	0	0	0	0	2
		3.	0	4	3	0	0	0	0	0	0	0	0	0	0	0	7
	22:30	1.	0	6	0	0	0	0	0	0	0	0	0	0	0	0	6
		3.	0	6	2	0	0	0	0	0	0	0	0	0	0	0	8
	23:00	1.	0	6	0	0	0	0	0	0	0	0	0	0	0	0	6
		3.	0	5	1	0	0	0	0	0	0	0	0	0	0	0	6
	23:30	1.	0	1	1	0	0	0	0	0	0	0	0	0	0	0	2
		3.	0	4	2	0	0	0	0	0	0	0	0	0	0	0	6
Daily Total :			6	818	149	0	1	2	0	1	3	1	8	1	0	0	990
Percent :			1%	83%	15%	0%	0%	0%	0%	0%	0%	0%	1%	0%	0%	0%	
Average :			0	17	3	0	0	0	0	0	0	0	0	0	0	0	20

(FHWA14_A)			#1	#2	#3	#4	#5	#6	#7	#8	#9	#10	#11	#12	#13	#14	
Date	Time	Lane	Cycle	Cars	2A-4T	Buses	2A-SU	6A-MT	4A-SU	4A-ST	5A-ST	6A-ST	5A-MT	6A-MT	7A+MT	Other	Total
03/18/18	00:00	1.	0	0	0	0	0	0	0	0	0	0	0	0	0	0	0
	Sun	3.	0	3	1	0	0	0	0	0	0	0	0	0	0	0	4
	00:30	1.	0	1	0	0	0	0	0	0	0	0	0	0	0	0	1
		3.	0	5	0	0	0	0	0	0	0	0	0	0	0	0	5
	01:00	1.	0	1	0	0	0	0	0	0	0	0	0	0	0	0	1
		3.	0	2	0	0	0	0	0	0	0	0	0	0	0	0	2
	01:30	1.	0	1	0	0	0	0	0	0	0	0	0	0	0	0	1
		3.	0	1	1	0	0	0	0	0	0	0	0	0	0	0	2
	02:00	1.	0	2	1	0	0	0	0	0	0	0	0	0	0	0	3
		3.	0	0	0	0	0	0	0	0	0	0	0	0	0	0	0
	02:30	1.	0	0	0	0	0	0	0	0	0	0	0	0	0	0	0
		3.	0	2	0	0	0	0	0	0	0	0	0	0	0	0	2
	03:00	1.	0	1	0	0	0	0	0	0	0	0	0	0	0	0	1
		3.	0	0	0	0	0	0	0	0	0	0	0	0	0	0	0
	03:30	1.	0	3	0	0	0	0	0	0	0	0	0	0	0	0	3
		3.	0	0	0	0	0	0	0	0	0	0	0	0	0	0	0
	04:00	1.	0	0	0	0	0	0	0	0	0	0	0	0	0	0	0
		3.	0	0	0	0	0	0	0	0	0	0	0	0	0	0	0
	04:30	1.	0	0	0	0	0	0	0	0	0	0	0	0	0	0	0
		3.	0	0	0	0	0	0	0	0	0	0	0	0	0	0	0
	05:00	1.	0	0	0	0	0	0	0	0	0	0	0	0	0	0	0
		3.	0	0	0	0	0	0	0	0	0	0	0	0	0	0	0
	05:30	1.	0	3	0	0	0	0	0	0	0	0	0	0	0	0	3
		3.	0	3	0	0	0	0	0	0	0	0	0	0	0	0	3
	06:00	1.	0	2	2	0	0	0	0	0	0	0	0	0	0	0	4
		3.	0	0	0	0	0	0	0	0	0	0	0	0	0	0	0
	06:30	1.	0	1	0	0	0	0	0	0	0	0	0	0	0	0	1
		3.	0	0	0	0	1	0	0	0	0	0	0	0	0	0	1
	07:00	1.	0	5	0	0	0	0	0	0	0	0	0	0	0	0	5
		3.	0	1	0	0	0	0	0	0	0	0	0	0	0	0	1
	07:30	1.	0	3	0	0	0	0	0	0	0	0	0	0	0	0	3
		3.	0	2	1	0	0	0	0	0	0	0	0	0	0	0	3
	08:00	1.	1	7	4	0	0	0	0	0	0	0	0	0	0	0	12
		3.	0	0	0	0	0	0	0	0	0	0	0	0	0	0	0
	08:30	1.	0	11	1	0	0	0	0	0	0	0	0	0	0	0	12
		3.	0	5	3	0	0	0	0	0	0	0	0	0	0	0	8
	09:00	1.	1	12	3	0	0	0	0	0	0	0	0	0	0	0	16

(FHWA14_A)			#1	#2	#3	#4	#5	#6	#7	#8	#9	#10	#11	#12	#13	#14	
Date	Time	Lane	Cycle	Cars	2A-4T	Buses	2A-SU	6A-MT	4A-SU	4A-ST	5A-ST	6A-ST	5A-MT	6A-MT	7A+MT	Other	Total
03/18/18	09:00	3.	0	12	5	0	0	0	0	0	0	0	0	0	0	0	17
Sun	09:30	1.	0	27	1	0	0	0	0	0	0	0	0	0	0	0	28
		3.	0	7	3	0	0	0	0	0	1	0	0	0	0	0	11
	10:00	1.	0	20	1	0	0	0	0	0	0	0	1	0	0	0	22
		3.	1	13	2	0	1	0	0	0	0	0	1	0	0	0	18
	10:30	1.	0	15	3	0	0	0	0	0	0	0	0	1	0	0	19
		3.	0	9	2	0	0	0	0	0	0	0	0	0	0	0	11
	11:00	1.	1	14	3	0	1	0	0	0	0	0	0	0	0	0	19
		3.	1	16	2	0	0	0	0	0	0	0	0	0	0	0	19
	11:30	1.	0	8	5	0	0	0	0	0	0	0	0	0	0	0	13
		3.	0	21	5	0	0	0	0	0	0	0	0	0	0	0	26
	12:00	1.	0	17	2	0	0	0	0	0	0	0	0	0	0	0	19
		3.	2	21	5	0	0	0	0	0	0	0	0	0	0	0	28
	12:30	1.	0	12	5	0	0	0	0	0	0	0	0	0	0	0	17
		3.	1	20	4	0	0	0	0	0	0	0	0	0	0	0	25
	13:00	1.	1	26	5	0	0	0	0	0	0	0	0	0	0	0	32
		3.	1	11	6	0	0	0	0	0	0	0	0	0	0	0	18
	13:30	1.	1	20	2	0	0	0	0	0	0	0	0	0	0	0	23
		3.	1	17	2	0	0	0	0	0	0	0	0	0	0	0	20
	14:00	1.	1	23	3	0	0	0	0	0	0	0	0	0	0	0	27
		3.	3	19	2	0	0	0	0	0	0	0	0	0	0	0	24
	14:30	1.	0	23	1	0	0	0	0	0	0	0	0	0	0	0	24
		3.	0	17	4	0	0	0	0	0	0	0	0	0	0	0	21
	15:00	1.	0	30	3	0	0	0	0	0	0	0	0	0	0	0	33
		3.	1	22	3	0	0	0	0	0	0	0	0	0	0	1	27
	15:30	1.	0	22	4	0	0	0	0	0	0	0	1	0	0	0	27
		3.	0	17	7	0	0	0	0	0	0	0	0	0	0	0	24
	16:00	1.	1	17	3	0	0	0	0	0	0	0	0	0	0	0	21
		3.	4	23	6	0	0	0	0	0	0	0	0	0	0	0	33
	16:30	1.	1	17	0	0	0	0	0	0	0	0	0	0	0	0	18
		3.	0	26	1	0	0	0	0	0	0	0	0	0	0	0	27
	17:00	1.	1	19	3	0	0	0	0	0	0	0	4	0	0	0	27
		3.	1	18	7	0	0	0	0	0	0	0	0	0	0	0	26
	17:30	1.	0	12	1	0	0	0	0	0	0	0	0	0	0	0	13
		3.	0	27	4	0	0	0	0	0	0	0	1	0	0	0	32
	18:00	1.	1	20	1	0	0	0	0	0	0	0	1	0	0	0	23
		3.	1	23	2	0	0	0	0	0	0	0	2	0	0	0	28

(FHWA14_A)			#1	#2	#3	#4	#5	#6	#7	#8	#9	#10	#11	#12	#13	#14	Total
Date	Time	Lane	Cycle	Cars	2A-4T	Buses	2A-SU	6A-MT	4A-SU	4A-ST	5A-ST	6A-ST	5A-MT	6A-MT	7A+MT	Other	Total
03/18/18	18:30	1.	1	10	3	0	0	0	0	0	0	0	0	0	0	0	14
Sun		3.	1	31	2	0	0	0	0	0	0	0	0	0	0	0	34
	19:00	1.	1	12	1	0	0	0	0	0	0	0	0	0	0	0	14
		3.	0	22	6	0	0	0	0	0	0	0	0	0	0	0	28
	19:30	1.	0	12	1	0	0	0	0	0	0	0	0	0	0	0	13
		3.	1	18	5	0	0	0	0	0	0	0	0	0	0	0	24
	20:00	1.	0	11	3	0	0	0	0	0	0	0	0	0	0	0	14
		3.	0	13	1	0	0	0	0	0	0	0	0	0	0	0	14
	20:30	1.	0	5	1	0	0	0	0	0	0	0	0	0	0	0	6
		3.	0	12	0	0	0	0	0	0	0	0	0	0	0	0	12
	21:00	1.	0	10	0	0	0	0	0	0	0	0	0	0	0	0	10
		3.	0	12	1	0	0	0	0	0	0	0	0	0	0	0	13
	21:30	1.	0	4	1	0	0	0	0	0	0	0	0	0	0	0	5
		3.	0	6	0	0	0	0	0	0	0	0	0	0	0	0	6
	22:00	1.	0	3	1	0	0	0	0	0	0	0	0	0	0	0	4
		3.	0	1	0	0	0	0	0	0	0	0	0	0	0	0	1
	22:30	1.	0	2	1	0	0	0	0	0	0	0	0	0	0	0	3
		3.	0	2	1	0	0	0	0	0	0	0	0	0	0	0	3
	23:00	1.	0	2	0	0	0	0	0	0	0	0	0	0	0	0	2
		3.	0	4	0	0	0	0	0	0	0	0	0	0	0	0	4
	23:30	1.	0	2	1	0	0	0	0	0	0	0	0	0	0	0	3
		3.	0	1	0	0	0	0	0	0	0	0	0	0	0	0	1
Daily Total :			31	953	164	0	3	0	0	0	1	0	11	1	0	1	1165
Percent :			3%	82%	14%	0%	0%	0%	0%	0%	0%	0%	1%	0%	0%	0%	
Average :			1	20	3	0	0	0	0	0	0	0	0	0	0	0	24


(FHWA14_A)			#1	#2	#3	#4	#5	#6	#7	#8	#9	#10	#11	#12	#13	#14	
Date	Time	Lane	Cycle	Cars	2A-4T	Buses	2A-SU	6A-MT	4A-SU	4A-ST	5A-ST	6A-ST	5A-MT	6A-MT	7A+MT	Other	Total
03/19/18	00:00	1.	0	1	0	0	0	0	0	0	0	0	0	0	0	0	1
Mon		3.	0	1	1	0	0	0	0	0	0	0	0	0	0	0	2
	00:30	1.	0	1	0	0	0	0	0	0	0	0	0	0	0	0	1
		3.	0	1	0	0	0	0	0	0	0	0	0	0	0	0	1
	01:00	1.	0	2	0	0	0	0	0	0	0	0	0	0	0	0	2
		3.	0	1	0	0	0	0	0	0	0	0	0	0	0	0	1
	01:30	1.	0	1	0	0	0	0	0	0	0	0	0	0	0	0	1
		3.	0	1	1	0	0	0	0	0	0	0	0	0	0	0	2
	02:00	1.	0	1	0	0	0	0	0	0	0	0	0	0	0	0	1
		3.	0	0	0	0	0	0	0	0	0	0	0	0	0	0	0
	02:30	1.	0	0	0	0	0	0	0	0	0	0	0	0	0	0	0
		3.	0	0	0	0	0	0	0	0	0	0	0	0	0	0	0
	03:00	1.	0	0	0	0	0	0	0	0	0	0	0	0	0	0	0
		3.	0	2	0	0	0	0	0	0	0	0	0	0	0	0	2
	03:30	1.	0	0	0	0	0	0	0	0	0	0	0	0	0	0	0
		3.	0	0	0	0	0	0	0	0	0	0	0	0	0	0	0
	04:00	1.	0	1	0	0	0	0	0	0	0	0	0	0	0	0	1
		3.	0	0	0	0	0	0	0	0	0	0	0	0	0	0	0
	04:30	1.	0	3	0	0	0	0	0	0	0	0	0	0	0	0	3
		3.	0	1	0	0	0	1	0	0	0	0	0	0	0	0	2
	05:00	1.	0	4	1	0	0	0	0	0	0	0	0	0	0	0	5
		3.	0	0	0	0	0	0	0	0	0	0	0	0	0	0	0
	05:30	1.	0	3	1	0	0	0	0	0	0	0	0	0	0	0	4
		3.	0	2	0	0	0	1	0	0	0	0	0	0	0	0	3
	06:00	1.	0	4	1	0	0	0	0	0	0	0	0	0	0	0	5
		3.	0	1	0	0	0	0	0	0	0	0	0	0	0	0	1
	06:30	1.	0	6	7	0	0	0	0	0	0	0	0	0	0	0	13
		3.	0	2	1	0	0	0	0	0	0	0	0	0	0	0	3
	07:00	1.	0	23	1	0	0	0	0	0	0	0	1	0	0	0	25
		3.	1	12	2	0	0	0	0	1	0	0	1	0	0	0	17
	07:30	1.	0	28	9	0	0	0	0	0	1	0	0	0	0	0	38
		3.	0	19	8	0	0	0	0	1	1	0	0	0	0	0	29
	08:00	1.	0	19	5	0	0	0	0	0	0	0	2	0	0	0	26
		3.	0	15	8	0	1	0	0	0	0	0	0	0	0	0	24
	08:30	1.	0	20	2	0	1	0	0	0	1	0	2	0	0	0	26
		3.	0	18	5	0	0	0	0	0	0	0	0	0	0	0	23
	09:00	1.	0	12	1	0	0	0	0	1	0	0	0	0	0	0	14

(FHWA14_A)			#1	#2	#3	#4	#5	#6	#7	#8	#9	#10	#11	#12	#13	#14	Total
Date	Time	Lane	Cycle	Cars	2A-4T	Buses	2A-SU	6A-MT	4A-SU	4A-ST	5A-ST	6A-ST	5A-MT	6A-MT	7A+MT	Other	Total
03/19/18	09:00	3.	0	10	2	0	0	0	0	0	0	0	0	0	0	0	12
Mon	09:30	1.	0	6	1	0	0	0	0	0	0	0	0	0	0	0	7
		3.	0	4	1	0	1	0	0	0	1	0	0	0	0	0	7
	10:00	1.	0	7	2	0	0	0	0	1	0	0	0	0	0	0	10
		3.	0	7	0	0	1	1	0	0	0	0	0	0	0	0	9
	10:30	1.	0	6	6	0	0	0	0	0	0	0	0	0	0	0	12
		3.	0	8	4	0	0	0	0	0	0	1	0	0	0	0	13
Daily Total :			1	253	70	0	4	3	0	4	4	1	6	0	0	0	346
Percent :			0%	73%	20%	0%	1%	1%	0%	1%	1%	0%	2%	0%	0%	0%	
Average :			0	12	3	0	0	0	0	0	0	0	0	0	0	0	15

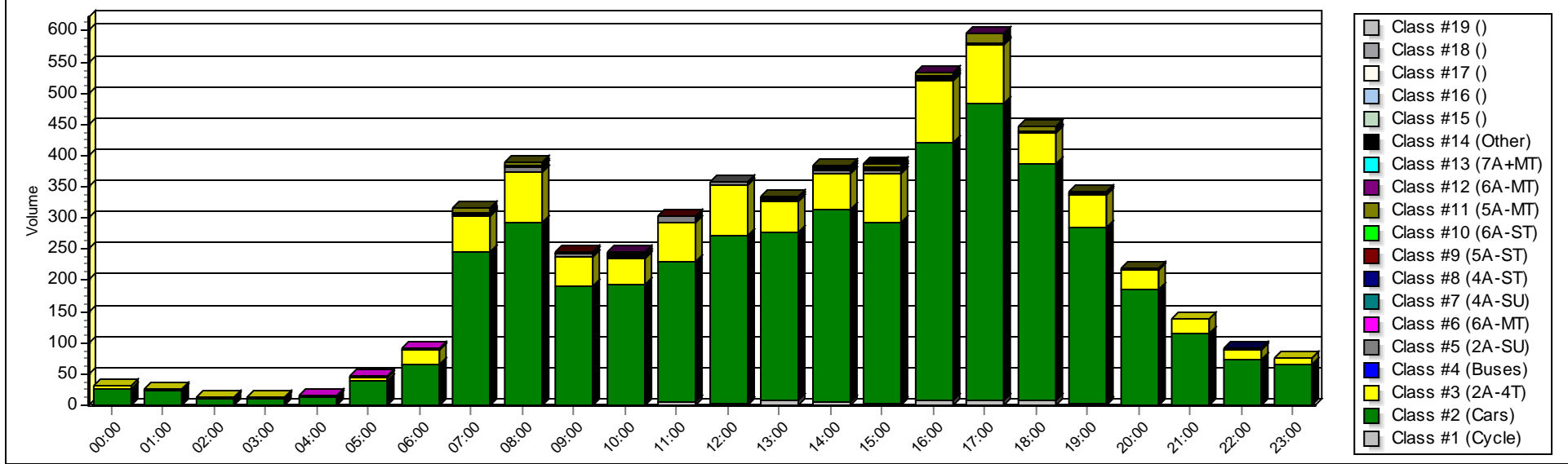
Basic Axle Class Summary: Lanetown Rd North of Track

<i>(FHWA14_A)</i>		#1	#2	#3	#4	#5	#6	#7	#8	#9	#10	#11	#12	#13	#14	Total
Description	Lane	Cycle	Cars	2A-4T	Buses	2A-SU	6A-MT	4A-SU	4A-ST	5A-ST	6A-ST	5A-MT	6A-MT	7A+MT	Other	
TOTAL COUNT :	#1.	23	2153	408	0	19	4	0	8	5	0	30	3	0	0	2653
	#3.	30	2307	563	3	33	7	0	8	8	4	24	0	0	1	2988
		53	4460	971	3	52	11	0	16	13	4	54	3	0	1	5641
Percents :	#1.	1%	81%	15%	0%	1%	0%	0%	0%	0%	0%	1%	0%	0%	0%	47%
	#3.	1%	77%	19%	0%	1%	0%	0%	0%	0%	0%	1%	0%	0%	0%	53%
		1%	79%	17%	0%	1%	0%	0%	0%	0%	0%	1%	0%	0%	0%	
Average :	#1.	0	9	2	0	0	0	0	0	0	0	0	0	0	0	11
	#3.	0	10	2	0	0	0	0	0	0	0	0	0	0	0	12
		0	19	4	0	0	0	0	0	0	0	0	0	0	0	23
Days & ADT :	#1.	5.0	530													
	#3.	5.0	597													
		5.0	1128													

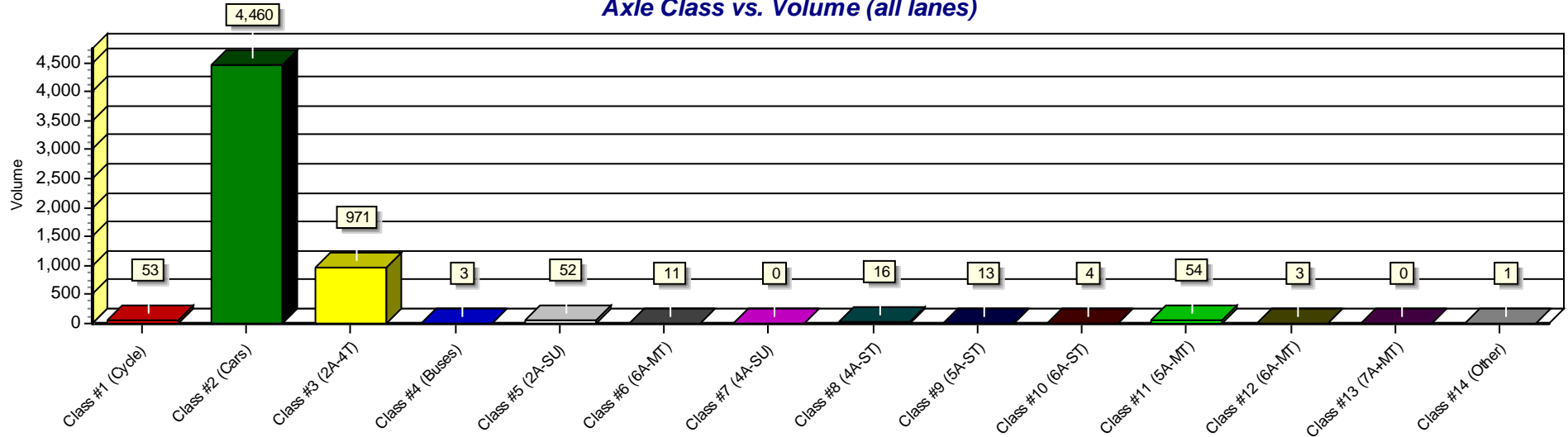
Axle Class Percentages:



Axle Class vs. Time (all lanes)



Axle Class vs. Volume (all lanes)



Basic Speed Classification Report: Lanetown Rd

Lane Configuration

#	Dir.	Information	Vehicle Sensors	Sensor Spacing	Loop Length	Comment
1.			Ax-Ax	4.0 ft	6.0 ft	
3.			Ax-Ax	4.0 ft	6.0 ft	

Basic Speed Classification Data From: 11:00 - 03/14/2018 To: 10:59 - 03/19/2018

(FHWA09)		#1	#2	#3	#4	#5	#6	#7	#8	#9	#10	#11	#12	#13	#14	#15	#16	#17	#18	#19	#20	#21		
		1.0 - 10.1	15.1 - 20.1	25.1 - 30.1	35.1 - 40.1	45.1 - 50.1	55.1 - 60.1	65.1 - 70.1	75.1 - 80.1	85.1 - 90.1	95.1 - 100.1											Total		
Date	Time	Lane	10.0	15.0	20.0	25.0	30.0	35.0	40.0	45.0	50.0	55.0	60.0	65.0	70.0	75.0	80.0	85.0	90.0	95.0	100.0	999.0	Other	Total
03/14/18	11:00	1.	0	0	2	9	2	0	0	0	0	0	0	0	0	0	0	0	0	0	0	0	0	13
Wed		3.	0	0	3	7	1	1	0	0	0	0	0	0	0	0	0	0	0	0	0	0	0	12
	11:30	1.	0	0	1	1	1	0	0	0	0	0	0	0	0	0	0	0	0	0	0	0	0	3
		3.	0	1	3	7	3	1	0	0	0	0	0	0	0	0	0	0	0	0	0	0	0	15
	12:00	1.	0	1	5	3	6	1	0	0	0	0	0	0	0	0	0	0	0	0	0	0	0	16
		3.	0	0	5	8	1	0	0	0	0	0	0	0	0	0	0	0	0	0	0	0	0	14
	12:30	1.	0	0	3	13	4	0	0	0	0	0	0	0	0	0	0	0	0	0	0	0	0	20
		3.	0	1	4	10	4	1	0	0	0	0	0	0	0	0	0	0	0	0	0	0	0	20
	13:00	1.	0	0	1	7	2	0	0	0	0	0	0	0	0	0	0	0	0	0	0	0	0	10
		3.	0	1	4	4	6	0	0	0	0	0	0	0	0	0	0	0	0	0	0	0	0	15
	13:30	1.	0	0	2	6	2	0	0	0	0	0	0	0	0	0	0	0	0	0	0	0	0	10
		3.	0	0	3	5	3	1	0	0	0	0	0	0	0	0	0	0	0	0	0	0	0	12
	14:00	1.	0	0	5	7	6	0	0	0	0	0	0	0	0	0	0	0	0	0	0	0	0	18
		3.	0	0	5	5	6	1	0	0	0	0	0	0	0	0	0	0	0	0	0	0	0	17
	14:30	1.	0	1	3	7	3	1	0	0	0	0	0	0	0	0	0	0	0	0	0	0	0	15
		3.	0	0	7	12	2	0	0	0	0	0	0	0	0	0	0	0	0	0	0	0	0	21
	15:00	1.	0	0	1	4	3	2	0	0	0	0	0	0	0	0	0	0	0	0	0	0	0	10
		3.	0	0	4	6	4	0	0	0	0	0	0	0	0	0	0	0	0	0	0	0	0	14
	15:30	1.	0	0	2	7	4	3	0	0	0	0	0	0	0	0	0	0	0	0	0	0	0	16
		3.	0	0	5	9	3	1	0	0	0	0	0	0	0	0	0	0	0	0	0	0	0	18
	16:00	1.	1	0	4	13	6	0	0	0	0	0	0	0	0	0	0	0	0	0	0	0	0	24
		3.	0	1	9	8	8	0	0	0	0	0	0	0	0	0	0	0	0	0	0	0	0	26
	16:30	1.	0	0	0	8	4	0	0	0	0	0	0	0	0	0	0	0	0	0	0	0	0	12
		3.	1	2	5	10	4	1	0	0	0	0	0	0	0	0	0	0	0	0	0	0	0	23

(FHWA09)			#1	#2	#3	#4	#5	#6	#7	#8	#9	#10	#11	#12	#13	#14	#15	#16	#17	#18	#19	#20	#21	
			1.0 - 10.1	15.1 - 20.1	25.1 - 30.1	35.1 - 40.1	45.1 - 50.1	55.1 - 60.1	65.1 - 70.1	75.1 - 80.1	85.1 - 90.1	95.1 - 100.1	999.0	Other	Total									
Date	Time	Lane	10.0	15.0	20.0	25.0	30.0	35.0	40.0	45.0	50.0	55.0	60.0	65.0	70.0	75.0	80.0	85.0	90.0	95.0	100.0	999.0	Other	Total
03/14/18	17:00	1.	0	0	3	14	9	0	0	0	0	0	0	0	0	0	0	0	0	0	0	0	0	26
Wed		3.	0	0	5	16	12	1	0	0	0	0	0	0	0	0	0	0	0	0	0	0	0	34
	17:30	1.	0	2	3	18	3	1	0	0	0	0	0	0	0	0	0	0	0	0	0	0	0	27
		3.	0	2	8	26	8	0	0	0	0	0	0	0	0	0	0	0	0	0	0	0	0	44
	18:00	1.	0	0	4	11	3	0	0	0	0	0	0	0	0	0	0	0	0	0	0	0	0	18
		3.	0	2	3	15	6	2	0	0	0	0	0	0	0	0	0	0	0	0	0	0	0	28
	18:30	1.	0	0	3	10	4	0	0	0	0	0	0	0	0	0	0	0	0	0	0	0	0	17
		3.	0	6	6	11	5	0	0	0	0	0	0	0	0	0	0	0	0	0	0	0	0	28
	19:00	1.	0	0	0	11	3	0	0	0	0	0	0	0	0	0	0	0	0	0	0	0	0	14
		3.	0	0	7	11	2	0	0	0	0	0	0	0	0	0	0	0	0	0	0	0	0	20
	19:30	1.	0	0	1	8	1	1	0	0	0	0	0	0	0	0	0	0	0	0	0	0	0	11
		3.	0	2	5	4	3	2	0	0	0	0	0	0	0	0	0	0	0	0	0	0	0	16
	20:00	1.	0	0	2	4	1	0	0	0	0	0	0	0	0	0	0	0	0	0	0	0	0	7
		3.	0	0	0	8	4	1	0	0	0	0	0	0	0	0	0	0	0	0	0	0	0	13
	20:30	1.	0	0	2	1	3	1	0	0	0	0	0	0	0	0	0	0	0	0	0	0	0	7
		3.	0	0	3	9	3	0	0	0	0	0	0	0	0	0	0	0	0	0	0	0	0	15
	21:00	1.	0	0	0	0	3	2	0	0	0	0	0	0	0	0	0	0	0	0	0	0	0	5
		3.	0	0	1	3	2	0	1	0	0	0	0	0	0	0	0	0	0	0	0	0	0	7
	21:30	1.	0	0	0	3	1	0	0	0	0	0	0	0	0	0	0	0	0	0	0	0	0	4
		3.	0	0	1	5	2	0	0	0	0	0	0	0	0	0	0	0	0	0	0	0	0	8
	22:00	1.	0	0	0	2	3	0	0	0	0	0	0	0	0	0	0	0	0	0	0	0	0	5
		3.	0	0	0	5	1	0	0	0	0	0	0	0	0	0	0	0	0	0	0	0	0	6
	22:30	1.	0	0	0	0	2	0	0	0	0	0	0	0	0	0	0	0	0	0	0	0	0	2
		3.	0	1	2	1	0	0	0	0	0	0	0	0	0	0	0	0	0	0	0	0	0	4
	23:00	1.	0	0	0	2	0	0	0	0	0	0	0	0	0	0	0	0	0	0	0	0	0	2
		3.	0	0	0	1	0	0	0	0	0	0	0	0	0	0	0	0	0	0	0	0	0	1
	23:30	1.	0	0	0	1	0	0	0	0	0	0	0	0	0	0	0	0	0	0	0	0	0	1
		3.	0	0	1	2	1	0	0	0	0	0	0	0	0	0	0	0	0	0	0	0	0	4
Daily Total :			2	23	146	378	173	25	1	0	0	0	0	0	0	0	0	0	0	0	0	0	0	748
Percent :			0%	3%	20%	51%	23%	3%	0%	0%	0%	0%	0%	0%	0%	0%	0%	0%	0%	0%	0%	0%	0%	0%
Average :			0	1	6	15	7	1	0	0	0	0	0	0	0	0	0	0	0	0	0	0	0	12

Speeds - Average: 22.7 50% : 22.8 67% : 24.4 85% : 27.7 10mph Pace: 20.1 - 30.0 (73.7%)

(FHWA09)			#1	#2	#3	#4	#5	#6	#7	#8	#9	#10	#11	#12	#13	#14	#15	#16	#17	#18	#19	#20	#21	
			1.0 - 10.1	15.1 - 20.1	25.1 - 30.1	35.1 - 40.1	45.1 - 50.1	55.1 - 60.1	65.1 - 70.1	75.1 - 80.1	85.1 - 90.1	95.1 - 100.1												
Date	Time	Lane	10.0	15.0	20.0	25.0	30.0	35.0	40.0	45.0	50.0	55.0	60.0	65.0	70.0	75.0	80.0	85.0	90.0	95.0	100.0	999.0	Other	Total
03/15/18	00:00	1.	0	0	0	1	0	0	0	0	0	0	0	0	0	0	0	0	0	0	0	0	0	1
Thu		3.	0	0	0	0	0	0	0	0	0	0	0	0	0	0	0	0	0	0	0	0	0	0
	00:30	1.	0	1	0	0	0	0	0	0	0	0	0	0	0	0	0	0	0	0	0	0	0	1
		3.	0	0	0	0	0	0	0	0	0	0	0	0	0	0	0	0	0	0	0	0	0	0
	01:00	1.	0	0	0	0	1	0	0	0	0	0	0	0	0	0	0	0	0	0	0	0	0	1
		3.	0	0	0	0	1	0	0	0	0	0	0	0	0	0	0	0	0	0	0	0	0	1
	01:30	1.	0	0	0	0	0	0	0	0	0	0	0	0	0	0	0	0	0	0	0	0	0	0
		3.	0	0	0	0	2	0	0	0	0	0	0	0	0	0	0	0	0	0	0	0	0	2
	02:00	1.	0	0	0	0	0	0	0	0	0	0	0	0	0	0	0	0	0	0	0	0	0	0
		3.	0	0	0	0	1	1	0	0	0	0	0	0	0	0	0	0	0	0	0	0	0	2
	02:30	1.	0	0	0	0	0	0	0	0	0	0	0	0	0	0	0	0	0	0	0	0	0	0
		3.	0	0	0	0	0	0	0	0	0	0	0	0	0	0	0	0	0	0	0	0	0	0
	03:00	1.	0	0	0	0	0	0	0	0	0	0	0	0	0	0	0	0	0	0	0	0	0	0
		3.	0	0	0	0	0	0	0	0	0	0	0	0	0	0	0	0	0	0	0	0	0	0
	03:30	1.	0	0	0	0	1	0	0	0	0	0	0	0	0	0	0	0	0	0	0	0	0	1
		3.	0	0	0	0	0	0	0	0	0	0	0	0	0	0	0	0	0	0	0	0	0	0
	04:00	1.	0	0	0	1	0	0	0	0	0	0	0	0	0	0	0	0	0	0	0	0	0	1
		3.	0	0	0	0	0	0	0	0	0	0	0	0	0	0	0	0	0	0	0	0	0	0
	04:30	1.	0	0	0	4	0	0	0	0	0	0	0	0	0	0	0	0	0	0	0	0	0	4
		3.	0	0	0	0	0	0	0	0	0	0	0	0	0	0	0	0	0	0	0	0	0	0
	05:00	1.	0	1	2	1	2	0	0	0	0	0	0	0	0	0	0	0	0	0	0	0	0	6
		3.	0	0	0	0	0	0	0	0	0	0	0	0	0	0	0	0	0	0	0	0	0	0
	05:30	1.	0	0	3	1	0	0	0	0	0	0	0	0	0	0	0	0	0	0	0	0	0	4
		3.	0	1	0	0	1	0	0	0	0	0	0	0	0	0	0	0	0	0	0	0	0	2
	06:00	1.	0	0	2	2	1	0	0	0	0	0	0	0	0	0	0	0	0	0	0	0	0	5
		3.	0	1	1	2	0	0	0	0	0	0	0	0	0	0	0	0	0	0	0	0	0	4
	06:30	1.	0	0	1	7	6	0	0	0	0	0	0	0	0	0	0	0	0	0	0	0	0	14
		3.	0	0	0	4	2	0	0	0	0	0	0	0	0	0	0	0	0	0	0	0	0	6
	07:00	1.	0	0	5	11	6	0	0	0	0	0	0	0	0	0	0	0	0	0	0	0	0	22
		3.	0	0	2	3	0	0	0	0	0	0	0	0	0	0	0	0	0	0	0	0	0	5
	07:30	1.	0	0	8	17	6	1	0	0	0	0	0	0	0	0	0	0	0	0	0	0	0	32
		3.	0	0	1	14	8	1	0	0	0	0	0	0	0	0	0	0	0	0	0	0	0	24
	08:00	1.	0	0	3	15	3	1	0	0	0	0	0	0	0	0	0	0	0	0	0	0	0	22
		3.	1	1	4	26	9	0	0	0	0	0	0	0	0	0	0	0	0	0	0	0	0	41
	08:30	1.	0	0	3	13	9	1	0	0	0	0	0	0	0	0	0	0	0	0	0	0	0	26
		3.	0	0	2	18	5	0	0	0	0	0	0	0	0	0	0	0	0	0	0	0	0	25

(FHWA09)			#1	#2	#3	#4	#5	#6	#7	#8	#9	#10	#11	#12	#13	#14	#15	#16	#17	#18	#19	#20	#21	
			1.0 - 10.1	15.1 - 20.1	25.1 - 30.1	35.1 - 40.1	45.1 - 50.1	55.1 - 60.1	65.1 - 70.1	75.1 - 80.1	85.1 - 90.1	95.1 - 100.1												
Date	Time	Lane	10.0	15.0	20.0	25.0	30.0	35.0	40.0	45.0	50.0	55.0	60.0	65.0	70.0	75.0	80.0	85.0	90.0	95.0	100.0	999.0	Other	Total
03/15/18	09:00	1.	0	0	2	5	3	0	0	0	0	0	0	0	0	0	0	0	0	0	0	0	0	10
Thu		3.	0	0	2	3	5	1	0	0	0	0	0	0	0	0	0	0	0	0	0	0	0	11
	09:30	1.	0	0	1	7	3	0	0	0	0	0	0	0	0	0	0	0	0	0	0	0	0	11
		3.	0	1	2	3	2	0	0	0	0	0	0	0	0	0	0	0	0	0	0	0	0	8
	10:00	1.	0	0	2	3	0	0	0	0	0	0	0	0	0	0	0	0	0	0	0	0	0	5
		3.	0	0	2	8	0	1	0	0	0	0	0	0	0	0	0	0	0	0	0	0	0	11
	10:30	1.	1	0	2	7	1	0	0	0	0	0	0	0	0	0	0	0	0	0	0	0	0	11
		3.	0	1	2	7	3	0	0	0	0	0	0	0	0	0	0	0	0	0	0	0	0	13
	11:00	1.	0	0	5	7	2	1	0	0	0	0	0	0	0	0	0	0	0	0	0	0	0	15
		3.	0	0	6	4	4	0	0	0	0	0	0	0	0	0	0	0	0	0	0	0	0	14
	11:30	1.	0	0	2	6	3	0	0	0	0	0	0	0	0	0	0	0	0	0	0	0	0	11
		3.	0	0	4	5	3	0	0	0	0	0	0	0	0	0	0	0	0	0	0	0	0	12
	12:00	1.	0	0	1	10	5	0	0	0	0	0	0	0	0	0	0	0	0	0	0	0	0	16
		3.	0	0	1	6	1	0	0	0	0	0	0	0	0	0	0	0	0	0	0	0	0	8
	12:30	1.	0	0	3	6	2	1	0	0	0	0	0	0	0	0	0	0	0	0	0	0	0	12
		3.	0	1	3	11	2	1	0	0	0	0	0	0	0	0	0	0	0	0	0	0	0	18
	13:00	1.	0	0	2	6	1	0	0	0	0	0	0	0	0	0	0	0	0	0	0	0	0	9
		3.	0	0	5	5	2	0	0	0	0	0	0	0	0	0	0	0	0	0	0	0	0	12
	13:30	1.	0	0	1	5	4	1	0	0	0	0	0	0	0	0	0	0	0	0	0	0	0	11
		3.	3	0	7	5	6	0	0	0	0	0	0	0	0	0	0	0	0	0	0	0	0	21
	14:00	1.	0	0	3	10	3	1	0	0	0	0	0	0	0	0	0	0	0	0	0	0	0	17
		3.	0	0	4	3	1	2	0	0	0	0	0	0	0	0	0	0	0	0	0	0	0	10
	14:30	1.	0	1	2	14	1	1	0	0	0	0	0	0	0	0	0	0	0	0	0	0	0	19
		3.	0	0	6	9	4	0	0	0	0	0	0	0	0	0	0	0	0	0	0	0	0	19
	15:00	1.	0	0	4	7	4	0	0	0	0	0	0	0	0	0	0	0	0	0	0	0	0	15
		3.	0	2	7	8	4	0	0	0	0	0	0	0	0	0	0	0	0	0	0	0	0	21
	15:30	1.	1	0	2	9	3	1	0	0	0	0	0	0	0	0	0	0	0	0	0	0	0	16
		3.	0	0	4	15	9	0	0	0	0	0	0	0	0	0	0	0	0	0	0	0	0	28
	16:00	1.	0	0	5	12	8	0	0	0	0	0	0	0	0	0	0	0	0	0	0	0	0	25
		3.	3	1	9	16	8	0	0	0	0	0	0	0	0	0	0	0	0	0	0	0	0	37
	16:30	1.	0	0	1	12	7	0	0	0	0	0	0	0	0	0	0	0	0	0	0	0	0	20
		3.	0	0	5	24	11	0	0	0	0	0	0	0	0	0	0	0	0	0	0	0	0	40
	17:00	1.	0	1	2	22	7	1	0	0	0	0	0	0	0	0	0	0	0	0	0	0	0	33
		3.	0	0	9	10	9	2	0	0	0	0	0	0	0	0	0	0	0	0	0	0	0	30
	17:30	1.	0	0	3	25	8	0	0	0	0	0	0	0	0	0	0	0	0	0	0	0	0	36
		3.	0	1	11	13	12	2	0	0	0	0	0	0	0	0	0	0	0	0	0	0	0	39

(FHWA09)			#1	#2	#3	#4	#5	#6	#7	#8	#9	#10	#11	#12	#13	#14	#15	#16	#17	#18	#19	#20	#21	
			1.0 - 10.1	15.1 - 20.1	25.1 - 30.1	35.1 - 40.1	45.1 - 50.1	55.1 - 60.1	65.1 - 70.1	75.1 - 80.1	85.1 - 90.1	95.1 - 100.1												
Date	Time	Lane	10.0	15.0	20.0	25.0	30.0	35.0	40.0	45.0	50.0	55.0	60.0	65.0	70.0	75.0	80.0	85.0	90.0	95.0	100.0	999.0	Other	Total
03/15/18	18:00	1.	0	1	4	16	2	1	0	0	0	0	0	0	0	0	0	0	0	0	0	0	0	24
Thu		3.	0	1	7	14	4	0	0	0	0	0	0	0	0	0	0	0	0	0	0	0	0	26
	18:30	1.	0	0	1	7	5	0	0	0	0	0	0	0	0	0	0	0	0	0	0	0	0	13
		3.	0	1	7	12	0	0	0	0	0	0	0	0	0	0	0	0	0	0	0	0	0	20
	19:00	1.	0	1	2	4	3	0	0	0	0	0	0	0	0	0	0	0	0	0	0	0	0	10
		3.	1	1	6	18	4	0	0	0	0	0	0	0	0	0	0	0	0	0	0	0	0	30
	19:30	1.	0	0	4	7	4	0	0	0	0	0	0	0	0	0	0	0	0	0	0	0	0	15
		3.	0	0	5	18	4	0	0	0	0	0	0	0	0	0	0	0	0	0	0	0	0	27
	20:00	1.	0	0	2	3	2	0	0	0	0	0	0	0	0	0	0	0	0	0	0	0	0	7
		3.	0	1	2	8	6	0	0	0	0	0	0	0	0	0	0	0	0	0	0	0	0	17
	20:30	1.	0	0	1	4	0	0	0	0	0	0	0	0	0	0	0	0	0	0	0	0	0	5
		3.	0	0	2	7	4	0	0	0	0	0	0	0	0	0	0	0	0	0	0	0	0	13
	21:00	1.	0	0	0	3	2	0	0	0	0	0	0	0	0	0	0	0	0	0	0	0	0	5
		3.	0	0	1	1	4	0	0	0	0	0	0	0	0	0	0	0	0	0	0	0	0	6
	21:30	1.	0	0	0	1	2	0	0	0	0	0	0	0	0	0	0	0	0	0	0	0	0	3
		3.	0	0	0	2	1	0	0	0	0	0	0	0	0	0	0	0	0	0	0	0	0	3
	22:00	1.	0	0	0	4	2	1	0	0	0	0	0	0	0	0	0	0	0	0	0	0	0	7
		3.	0	0	1	2	0	0	0	0	0	0	0	0	0	0	0	0	0	0	0	0	0	3
	22:30	1.	0	0	0	0	1	0	0	0	0	0	0	0	0	0	0	0	0	0	0	0	0	1
		3.	0	0	0	1	0	1	0	0	0	0	0	0	0	0	0	0	0	0	0	0	0	2
	23:00	1.	0	0	1	1	2	0	0	0	0	0	0	0	0	0	0	0	0	0	0	0	0	4
		3.	0	0	1	0	0	0	0	0	0	0	0	0	0	0	0	0	0	0	0	0	0	1
	23:30	1.	0	0	0	0	2	0	0	0	0	0	0	0	0	0	0	0	0	0	0	0	0	2
		3.	0	0	0	2	3	0	0	0	0	0	0	0	0	0	0	0	0	0	0	0	0	5
Daily Total :			10	20	216	603	272	24	0	0	0	0	0	0	0	0	0	0	0	0	0	0	0	1145
Percent :			1%	2%	19%	53%	24%	2%	0%	0%	0%	0%	0%	0%	0%	0%	0%	0%	0%	0%	0%	0%	0%	0%
Average :			0	0	5	13	6	1	0	0	0	0	0	0	0	0	0	0	0	0	0	0	0	30

Speeds - Average: 22.7 50% : 22.8 67% : 24.4 85% : 27.5 10mph Pace: 20.1 - 30.0 (76.4%)

(FHWA09)			#1	#2	#3	#4	#5	#6	#7	#8	#9	#10	#11	#12	#13	#14	#15	#16	#17	#18	#19	#20	#21	
			1.0 - 10.1	15.1 - 20.1	25.1 - 30.1	35.1 - 40.1	45.1 - 50.1	55.1 - 60.1	65.1 - 70.1	75.1 - 80.1	85.1 - 90.1	95.1 - 100.1												
Date	Time	Lane	10.0	15.0	20.0	25.0	30.0	35.0	40.0	45.0	50.0	55.0	60.0	65.0	70.0	75.0	80.0	85.0	90.0	95.0	100.0	999.0	Other	Total
03/16/18	00:00	1.	0	0	0	0	1	1	0	0	0	0	0	0	0	0	0	0	0	0	0	0	0	2
		3.	0	0	1	1	0	0	0	0	0	0	0	0	0	0	0	0	0	0	0	0	0	2
	00:30	1.	0	0	0	1	1	0	0	0	0	0	0	0	0	0	0	0	0	0	0	0	0	2
		3.	0	0	0	0	0	0	0	0	0	0	0	0	0	0	0	0	0	0	0	0	0	0
	01:00	1.	0	0	0	1	0	0	0	0	0	0	0	0	0	0	0	0	0	0	0	0	0	1
		3.	0	0	0	0	0	0	0	0	0	0	0	0	0	0	0	0	0	0	0	0	0	0
	01:30	1.	0	0	0	0	0	0	0	0	0	0	0	0	0	0	0	0	0	0	0	0	0	0
		3.	0	0	0	0	0	0	0	0	0	0	0	0	0	0	0	0	0	0	0	0	0	0
	02:00	1.	0	0	0	0	0	0	0	0	0	0	0	0	0	0	0	0	0	0	0	0	0	0
		3.	0	1	1	0	0	0	0	0	0	0	0	0	0	0	0	0	0	0	0	0	0	2
	02:30	1.	0	0	0	0	0	0	0	0	0	0	0	0	0	0	0	0	0	0	0	0	0	0
		3.	0	0	0	0	0	0	0	0	0	0	0	0	0	0	0	0	0	0	0	0	0	0
	03:00	1.	0	0	0	0	0	0	0	0	0	0	0	0	0	0	0	0	0	0	0	0	0	0
		3.	0	0	0	0	0	0	0	0	0	0	0	0	0	0	0	0	0	0	0	0	0	0
	03:30	1.	0	0	0	0	1	0	0	0	0	0	0	0	0	0	0	0	0	0	0	0	0	1
		3.	0	0	1	0	0	0	0	0	0	0	0	0	0	0	0	0	0	0	0	0	0	1
	04:00	1.	0	0	1	2	0	0	0	0	0	0	0	0	0	0	0	0	0	0	0	0	0	3
		3.	0	0	0	0	0	0	0	0	0	0	0	0	0	0	0	0	0	0	0	0	0	0
	04:30	1.	0	0	0	0	0	0	0	0	0	0	0	0	0	0	0	0	0	0	0	0	0	0
		3.	0	0	0	0	1	0	0	0	0	0	0	0	0	0	0	0	0	0	0	0	0	1
	05:00	1.	0	0	3	1	2	0	0	0	0	0	0	0	0	0	0	0	0	0	0	0	0	6
		3.	0	0	0	1	0	0	0	0	0	0	0	0	0	0	0	0	0	0	0	0	0	1
	05:30	1.	0	0	2	1	0	0	0	0	0	0	0	0	0	0	0	0	0	0	0	0	0	3
		3.	0	0	0	0	1	0	0	0	0	0	0	0	0	0	0	0	0	0	0	0	0	1
	06:00	1.	0	0	1	6	2	0	0	0	0	0	0	0	0	0	0	0	0	0	0	0	0	9
		3.	0	0	0	1	0	2	0	0	0	0	0	0	0	0	0	0	0	0	0	0	0	3
	06:30	1.	0	0	2	6	2	0	0	0	0	0	0	0	0	0	0	0	0	0	0	0	0	10
		3.	0	0	0	2	2	0	0	0	0	0	0	0	0	0	0	0	0	0	0	0	0	4
	07:00	1.	0	0	5	21	3	0	0	0	0	0	0	0	0	0	0	0	0	0	0	0	0	29
		3.	0	0	3	3	3	0	0	0	0	0	0	0	0	0	0	0	0	0	0	0	0	9
	07:30	1.	0	1	5	31	2	0	0	0	0	0	0	0	0	0	0	1	0	0	0	0	0	40
		3.	0	1	4	9	4	0	0	0	0	0	0	0	0	0	0	0	0	0	0	0	0	18
	08:00	1.	0	0	1	15	7	0	0	0	0	0	0	0	0	0	0	0	0	0	0	0	0	23
		3.	1	1	3	17	6	1	0	0	0	0	0	0	0	0	0	0	0	0	0	0	0	29
	08:30	1.	0	0	4	15	10	0	0	0	0	0	0	0	0	0	0	0	0	0	0	0	0	29
		3.	0	0	1	10	13	1	0	0	0	0	0	0	0	0	0	0	0	0	0	0	0	25

(FHWA09)			#1	#2	#3	#4	#5	#6	#7	#8	#9	#10	#11	#12	#13	#14	#15	#16	#17	#18	#19	#20	#21	
			1.0 - 10.1	15.1 - 20.1	25.1 - 30.1	35.1 - 40.1	45.1 - 50.1	55.1 - 60.1	65.1 - 70.1	75.1 - 80.1	85.1 - 90.1	95.1 - 100.1												
Date	Time	Lane	10.0	15.0	20.0	25.0	30.0	35.0	40.0	45.0	50.0	55.0	60.0	65.0	70.0	75.0	80.0	85.0	90.0	95.0	100.0	999.0	Other	Total
03/16/18	09:00	1.	0	1	1	11	5	0	0	0	0	0	0	0	0	0	0	0	0	0	0	0	0	18
		3.	0	1	2	10	3	0	0	0	0	0	0	0	0	0	0	0	0	0	0	0	0	16
	09:30	1.	0	0	2	4	1	0	0	0	0	0	0	0	0	0	0	0	0	0	0	0	0	7
		3.	0	0	1	5	2	0	0	0	0	0	0	0	0	0	0	0	0	0	0	0	0	8
	10:00	1.	0	0	1	6	0	0	0	0	0	0	0	0	0	0	0	0	0	0	0	0	0	7
		3.	0	0	2	6	3	0	0	0	0	0	0	0	0	0	0	0	0	0	0	0	0	11
	10:30	1.	0	0	1	7	2	0	0	0	0	0	0	0	0	0	0	0	0	0	0	0	0	10
		3.	0	0	3	5	0	0	0	0	0	0	0	0	0	0	0	0	0	0	0	0	0	8
	11:00	1.	0	1	2	10	4	0	0	0	0	0	0	0	0	0	0	0	0	0	0	0	0	17
		3.	0	0	7	8	2	0	0	0	0	0	0	0	0	0	0	0	0	0	0	0	0	17
	11:30	1.	0	0	1	5	3	0	0	0	0	0	0	0	0	0	0	0	0	0	0	0	0	9
		3.	0	2	5	10	5	0	0	0	0	0	0	0	0	0	0	0	0	0	0	0	0	22
	12:00	1.	0	0	3	4	4	0	0	0	0	0	0	0	0	0	0	0	0	0	0	0	0	11
		3.	0	2	2	11	4	0	0	0	0	0	0	0	0	0	0	0	0	0	0	0	0	19
	12:30	1.	0	0	1	12	8	0	0	0	0	0	0	0	0	0	0	0	0	0	0	0	0	21
		3.	0	1	4	13	3	0	0	0	0	0	0	0	0	0	0	0	0	0	0	0	0	21
	13:00	1.	1	0	3	8	5	0	0	0	0	0	0	0	0	0	0	0	0	0	0	0	0	17
		3.	0	0	4	9	6	0	0	0	0	0	0	0	0	0	0	0	0	0	0	0	0	19
	13:30	1.	0	0	2	6	3	0	0	0	0	0	0	0	0	0	0	0	0	0	0	0	0	11
		3.	0	0	5	7	2	0	0	0	0	0	0	0	0	0	0	0	0	0	0	0	0	14
	14:00	1.	0	0	1	10	5	0	0	0	0	0	0	0	0	0	0	0	0	0	0	0	0	16
		3.	0	1	6	8	2	0	0	0	0	0	0	0	0	0	0	0	0	0	0	0	0	17
	14:30	1.	0	0	9	8	4	0	0	0	0	0	0	0	0	0	0	0	0	0	0	0	0	21
		3.	0	0	3	9	4	0	0	0	0	0	0	0	0	0	0	0	0	0	0	0	0	16
	15:00	1.	0	0	1	6	5	1	0	0	0	0	0	0	0	0	0	0	0	0	0	0	0	13
		3.	0	1	5	9	3	1	0	0	0	0	0	0	0	0	0	0	0	0	0	0	0	19
	15:30	1.	0	0	1	12	4	0	0	0	0	0	0	0	0	0	0	0	0	0	0	0	0	17
		3.	0	0	5	10	7	3	0	0	0	0	0	0	0	0	0	0	0	0	0	0	0	25
	16:00	1.	0	1	8	20	3	2	0	0	0	0	0	0	0	0	0	0	0	0	0	0	0	34
		3.	0	3	7	18	10	1	0	0	0	0	0	0	0	0	0	0	0	0	0	0	0	39
	16:30	1.	0	0	1	9	9	0	0	0	0	0	0	0	0	0	0	0	0	0	0	0	0	19
		3.	2	2	5	24	10	0	0	0	0	0	0	0	0	0	0	0	0	0	0	0	0	43
	17:00	1.	0	0	5	16	3	0	0	0	0	0	0	0	0	0	0	0	0	0	0	0	1	25
		3.	0	1	3	22	10	2	0	0	0	0	0	0	0	0	0	0	0	0	0	0	0	38
	17:30	1.	0	0	4	20	8	0	0	0	0	0	0	0	0	0	0	0	0	0	0	0	0	32
		3.	0	2	9	20	9	0	0	0	0	0	0	0	0	0	0	0	0	0	0	0	0	40

(FHWA09)			#1	#2	#3	#4	#5	#6	#7	#8	#9	#10	#11	#12	#13	#14	#15	#16	#17	#18	#19	#20	#21	
			1.0 - 10.1	15.1 - 20.1	25.1 - 30.1	35.1 - 40.1	45.1 - 50.1	55.1 - 60.1	65.1 - 70.1	75.1 - 80.1	85.1 - 90.1	95.1 - 100.1												
Date	Time	Lane	10.0	15.0	20.0	25.0	30.0	35.0	40.0	45.0	50.0	55.0	60.0	65.0	70.0	75.0	80.0	85.0	90.0	95.0	100.0	999.0	Other	Total
03/16/18	18:00	1.	0	0	0	18	9	0	0	0	0	0	0	0	0	0	0	0	0	0	0	0	0	27
		3.	0	0	11	13	7	1	0	0	0	0	0	0	0	0	0	0	0	0	0	0	0	32
	18:30	1.	0	0	6	12	7	0	0	0	0	0	0	0	0	0	0	0	0	0	0	0	0	25
		3.	0	0	3	13	2	1	0	0	0	0	0	0	0	0	0	0	0	0	0	0	0	19
	19:00	1.	0	0	3	5	4	0	0	0	0	0	0	0	0	0	0	0	0	0	0	0	0	12
		3.	0	2	13	9	0	0	0	0	0	0	0	0	0	0	0	0	0	0	0	0	0	24
	19:30	1.	0	0	0	8	1	0	0	0	0	0	0	0	0	0	0	0	0	0	0	0	0	9
		3.	0	0	4	16	1	0	0	0	0	0	0	0	0	0	0	0	0	0	0	0	0	21
	20:00	1.	0	0	3	7	2	0	0	0	0	0	0	0	0	0	0	0	0	0	0	0	0	12
		3.	0	0	2	7	1	0	0	0	0	0	0	0	0	0	0	0	0	0	0	0	0	10
	20:30	1.	0	0	0	5	2	0	0	0	0	0	0	0	0	0	0	0	0	0	0	0	0	7
		3.	0	1	4	6	0	0	0	0	0	0	0	0	0	0	0	0	0	0	0	0	0	11
	21:00	1.	0	0	0	6	1	0	0	0	0	0	0	0	0	0	0	0	0	0	0	0	0	7
		3.	0	1	2	6	0	0	0	0	0	0	0	0	0	0	0	0	0	0	0	0	0	9
	21:30	1.	0	0	0	6	3	0	0	0	0	0	0	0	0	0	0	0	0	0	0	0	0	9
		3.	0	0	1	2	6	0	0	0	0	0	0	0	0	0	0	0	0	0	0	0	0	9
	22:00	1.	0	0	0	1	2	0	0	0	0	0	0	0	0	0	0	0	0	0	0	0	0	3
		3.	0	0	2	4	2	1	0	0	0	0	0	0	0	0	0	0	0	0	0	0	0	9
	22:30	1.	0	0	0	6	2	0	0	0	0	0	0	0	0	0	0	0	0	0	0	0	0	8
		3.	0	0	0	3	4	0	0	0	0	0	0	0	0	0	0	0	0	0	0	0	0	7
	23:00	1.	0	0	0	2	1	0	0	0	0	0	0	0	0	0	0	0	0	0	0	0	0	3
		3.	0	0	2	5	0	1	0	0	0	0	0	0	0	0	0	0	0	0	0	0	0	8
	23:30	1.	0	1	0	4	1	0	0	0	0	0	0	0	0	0	0	0	0	0	0	0	0	6
		3.	0	0	0	6	3	0	0	0	0	0	0	0	0	0	0	0	0	0	0	0	0	9
Daily Total :			4	28	219	692	283	19	0	0	0	0	0	0	0	0	0	1	0	0	0	1	0	1247
Percent :			0%	2%	18%	55%	23%	2%	0%	0%	0%	0%	0%	0%	0%	0%	0%	0%	0%	0%	0%	0%	0%	0%
Average :			0	1	5	14	6	0	0	0	0	0	0	0	0	0	0	0	0	0	0	0	0	25

Speeds - Average: 22.8 50% : 22.8 67% : 24.3 85% : 27.3 10mph Pace: 20.1 - 30.0 (78.2%)

(FHWA09)			#1	#2	#3	#4	#5	#6	#7	#8	#9	#10	#11	#12	#13	#14	#15	#16	#17	#18	#19	#20	#21	
			1.0 - 10.1	15.1 - 20.1	25.1 - 30.1	35.1 - 40.1	45.1 - 50.1	55.1 - 60.1	65.1 - 70.1	75.1 - 80.1	85.1 - 90.1	95.1 - 100.1												
Date	Time	Lane	10.0	15.0	20.0	25.0	30.0	35.0	40.0	45.0	50.0	55.0	60.0	65.0	70.0	75.0	80.0	85.0	90.0	95.0	100.0	999.0	Other	Total
03/17/18	00:00	1.	0	0	1	0	1	0	0	0	0	0	0	0	0	0	0	0	0	0	0	0	0	2
Sat		3.	0	0	0	2	2	0	0	0	0	0	0	0	0	0	0	0	0	0	0	0	0	4
	00:30	1.	0	0	0	0	1	0	0	0	0	0	0	0	0	0	0	0	0	0	0	0	0	1
		3.	0	0	1	1	0	0	0	0	0	0	0	0	0	0	0	0	0	0	0	0	0	2
	01:00	1.	0	0	0	2	1	1	0	0	0	0	0	0	0	0	0	0	0	0	0	0	0	4
		3.	0	0	1	0	1	0	0	0	0	0	0	0	0	0	0	0	0	0	0	0	0	2
	01:30	1.	0	0	0	1	0	0	0	0	0	0	0	0	0	0	0	0	0	0	0	0	0	1
		3.	0	0	1	0	0	0	0	0	0	0	0	0	0	0	0	0	0	0	0	0	0	1
	02:00	1.	0	0	0	1	1	0	0	0	0	0	0	0	0	0	0	0	0	0	0	0	0	2
		3.	0	0	0	0	1	0	0	0	0	0	0	0	0	0	0	0	0	0	0	0	0	1
	02:30	1.	0	0	0	0	0	0	0	0	0	0	0	0	0	0	0	0	0	0	0	0	0	0
		3.	0	0	0	0	0	0	0	0	0	0	0	0	0	0	0	0	0	0	0	0	0	0
	03:00	1.	0	0	0	0	0	0	0	0	0	0	0	0	0	0	0	0	0	0	0	0	0	0
		3.	0	0	0	1	1	0	0	0	0	0	0	0	0	0	0	0	0	0	0	0	0	2
	03:30	1.	0	0	0	0	0	0	0	0	0	0	0	0	0	0	0	0	0	0	0	0	0	0
		3.	0	0	0	1	0	0	0	0	0	0	0	0	0	0	0	0	0	0	0	0	0	1
	04:00	1.	0	0	1	0	0	0	0	0	0	0	0	0	0	0	0	0	0	0	0	0	0	1
		3.	0	0	0	0	0	0	0	0	0	0	0	0	0	0	0	0	0	0	0	0	0	0
	04:30	1.	0	0	0	0	0	0	0	0	0	0	0	0	0	0	0	0	0	0	0	0	0	0
		3.	0	0	0	0	0	0	0	0	0	0	0	0	0	0	0	0	0	0	0	0	0	0
	05:00	1.	0	0	0	0	0	0	0	0	0	0	0	0	0	0	0	0	0	0	0	0	0	0
		3.	0	0	0	1	0	0	0	0	0	0	0	0	0	0	0	0	0	0	0	0	0	1
	05:30	1.	0	0	1	0	0	0	0	0	0	0	0	0	0	0	0	0	0	0	0	0	0	1
		3.	0	0	0	0	3	0	0	0	0	0	0	0	0	0	0	0	0	0	0	0	0	3
	06:00	1.	0	1	0	2	0	0	0	0	0	0	0	0	0	0	0	0	0	0	0	0	0	3
		3.	0	0	0	0	0	0	0	0	0	0	0	0	0	0	0	0	0	0	0	0	0	0
	06:30	1.	0	0	0	2	1	0	0	0	0	0	0	0	0	0	0	0	0	0	0	0	0	3
		3.	0	0	0	2	0	0	0	0	0	0	0	0	0	0	0	0	0	0	0	0	0	2
	07:00	1.	0	0	2	2	0	0	0	0	0	0	0	0	0	0	0	0	0	0	0	0	0	4
		3.	0	0	1	2	0	0	0	0	0	0	0	0	0	0	0	0	0	0	0	0	0	3
	07:30	1.	0	1	0	3	0	0	0	0	0	0	0	0	0	0	0	0	0	0	0	0	0	4
		3.	0	0	2	0	2	0	0	0	0	0	0	0	0	0	0	0	0	0	0	0	0	4
	08:00	1.	0	0	0	4	2	1	0	0	0	0	0	0	0	0	0	0	0	0	0	0	0	7
		3.	0	0	0	5	3	1	0	0	0	0	0	0	0	0	0	0	0	0	0	0	0	9
	08:30	1.	0	0	2	6	3	0	0	0	0	0	0	0	0	0	0	0	0	0	0	0	0	11
		3.	0	0	2	4	4	1	0	0	0	0	0	0	0	0	0	0	0	0	0	0	0	11

(FHWA09)			#1	#2	#3	#4	#5	#6	#7	#8	#9	#10	#11	#12	#13	#14	#15	#16	#17	#18	#19	#20	#21	
			1.0 - 10.1	15.1 - 20.1	25.1 - 30.1	35.1 - 40.1	45.1 - 50.1	55.1 - 60.1	65.1 - 70.1	75.1 - 80.1	85.1 - 90.1	95.1 - 100.1												
Date	Time	Lane	10.0	15.0	20.0	25.0	30.0	35.0	40.0	45.0	50.0	55.0	60.0	65.0	70.0	75.0	80.0	85.0	90.0	95.0	100.0	999.0	Other	Total
03/17/18	09:00	1.	0	1	2	4	6	0	0	0	0	0	0	0	0	0	0	0	0	0	0	0	0	13
Sat		3.	0	0	2	1	1	0	0	0	0	0	0	0	0	0	0	0	0	0	0	0	0	4
	09:30	1.	0	1	1	4	8	0	0	0	0	0	0	0	0	0	0	0	0	0	0	0	0	14
		3.	0	0	6	7	0	1	0	0	0	0	0	0	0	0	0	0	0	0	0	0	0	14
	10:00	1.	0	0	4	6	1	0	0	0	0	0	0	0	0	0	0	0	0	0	0	0	0	11
		3.	0	0	1	5	2	0	0	0	0	0	0	0	0	0	0	0	0	0	0	0	0	8
	10:30	1.	0	0	1	9	5	0	0	0	0	0	0	0	0	0	0	0	0	0	0	0	0	15
		3.	0	0	3	10	8	0	0	0	0	0	0	0	0	0	0	0	0	0	0	0	0	21
	11:00	1.	0	0	1	10	3	0	0	0	0	0	0	0	0	0	0	0	0	0	0	0	0	14
		3.	0	0	1	10	1	1	0	0	0	0	0	0	0	0	0	0	0	0	0	0	0	13
	11:30	1.	0	1	6	12	1	0	0	0	0	0	0	0	0	0	0	0	0	0	0	0	0	20
		3.	0	0	6	11	3	0	0	0	0	0	0	0	0	0	0	0	0	0	0	0	0	20
	12:00	1.	0	0	1	12	3	0	0	0	0	0	0	0	0	0	0	0	0	0	0	0	0	16
		3.	0	0	5	12	2	0	0	0	0	0	0	0	0	0	0	0	0	0	0	0	0	19
	12:30	1.	0	1	3	12	5	0	0	0	0	0	0	0	0	0	0	0	0	0	0	0	0	21
		3.	0	0	4	9	3	1	0	0	0	0	0	0	0	0	0	0	0	0	0	0	0	17
	13:00	1.	0	1	5	9	3	0	0	0	0	0	0	0	0	0	0	0	0	0	0	0	0	18
		3.	0	2	8	9	5	0	0	0	0	0	0	0	0	0	0	0	0	0	0	0	0	24
	13:30	1.	0	1	2	10	2	0	0	0	0	0	0	0	0	0	0	0	0	0	0	0	0	15
		3.	0	1	5	12	6	0	0	0	0	0	0	0	0	0	0	0	0	0	0	0	0	24
	14:00	1.	0	0	5	9	2	1	0	0	0	0	0	0	0	0	0	0	0	0	0	0	0	17
		3.	0	2	13	7	6	0	0	0	0	0	0	0	0	0	0	0	0	0	0	0	0	28
	14:30	1.	0	0	2	11	3	0	0	0	0	0	0	0	0	0	0	0	0	0	0	0	0	16
		3.	0	0	3	12	5	0	0	0	0	0	0	0	0	0	0	0	0	0	0	0	0	20
	15:00	1.	0	1	2	7	1	0	0	0	0	0	0	0	0	0	0	0	0	0	0	0	0	11
		3.	0	1	5	8	1	0	0	0	0	0	0	0	0	0	0	0	0	0	0	0	0	15
	15:30	1.	0	1	3	11	6	0	0	0	0	0	0	0	0	0	0	0	0	0	0	0	0	21
		3.	0	0	0	11	6	0	0	0	0	0	0	0	0	0	0	0	0	0	0	0	0	17
	16:00	1.	0	1	3	9	3	0	0	0	0	0	0	0	0	0	0	0	0	0	0	0	0	16
		3.	0	2	5	14	7	2	0	0	0	0	0	0	0	0	0	0	0	0	0	0	0	30
	16:30	1.	0	1	5	19	5	1	0	0	0	0	0	0	0	0	0	0	0	0	0	0	0	31
		3.	0	0	3	7	6	0	0	0	0	0	0	0	0	0	0	0	0	0	0	0	0	16
	17:00	1.	0	0	1	17	4	0	0	0	0	0	0	0	0	0	0	0	0	0	0	0	0	22
		3.	1	1	6	5	3	0	0	0	1	0	0	0	0	0	0	0	0	0	0	0	0	17
	17:30	1.	0	0	7	10	4	0	0	0	0	0	0	0	0	0	0	0	0	0	0	0	0	21
		3.	0	1	10	16	7	0	0	0	0	0	0	0	0	0	0	0	0	0	0	0	0	34

(FHWA09)			#1	#2	#3	#4	#5	#6	#7	#8	#9	#10	#11	#12	#13	#14	#15	#16	#17	#18	#19	#20	#21	
			1.0 - 10.1	15.1 - 20.1	25.1 - 30.1	35.1 - 40.1	45.1 - 50.1	55.1 - 60.1	65.1 - 70.1	75.1 - 80.1	85.1 - 90.1	95.1 - 100.1												
Date	Time	Lane	10.0	15.0	20.0	25.0	30.0	35.0	40.0	45.0	50.0	55.0	60.0	65.0	70.0	75.0	80.0	85.0	90.0	95.0	100.0	999.0	Other	Total
03/17/18	18:00	1.	0	0	1	15	6	0	0	0	0	0	0	0	0	0	0	0	0	0	0	0	0	22
Sat		3.	0	0	3	12	6	0	0	0	0	0	0	0	0	0	0	0	0	0	0	0	0	21
	18:30	1.	0	0	4	7	3	0	0	0	0	0	0	0	0	0	0	0	0	0	0	0	0	14
		3.	0	1	6	5	2	0	0	0	0	0	0	0	0	0	0	0	0	0	0	0	0	14
	19:00	1.	0	1	1	5	3	0	0	0	0	0	0	0	0	0	0	0	0	0	0	0	0	10
		3.	0	0	5	11	2	2	0	0	0	0	0	0	0	0	0	0	0	0	0	0	0	20
	19:30	1.	0	0	1	6	3	0	0	0	0	0	0	0	0	0	0	0	0	0	0	0	0	10
		3.	0	1	3	8	2	0	0	0	0	0	0	0	0	0	0	0	0	0	0	0	0	14
	20:00	1.	0	0	0	10	2	0	0	0	0	0	0	0	0	0	0	0	0	0	0	0	0	12
		3.	0	1	3	8	2	1	0	0	0	0	0	0	0	0	0	0	0	0	0	0	0	15
	20:30	1.	0	0	2	7	5	0	0	0	0	0	0	0	0	0	0	0	0	0	0	0	0	14
		3.	0	0	0	7	1	0	0	0	0	0	0	0	0	0	0	0	0	0	0	0	0	8
	21:00	1.	0	0	1	4	0	0	0	0	0	0	0	0	0	0	0	0	0	0	0	0	0	5
		3.	0	0	5	3	0	0	0	0	0	0	0	0	0	0	0	0	0	0	0	0	0	8
	21:30	1.	0	0	0	4	4	0	0	0	0	0	0	0	0	0	0	0	0	0	0	0	0	8
		3.	0	0	1	6	2	0	0	0	0	0	0	0	0	0	0	0	0	0	0	0	0	9
	22:00	1.	0	0	0	2	0	0	0	0	0	0	0	0	0	0	0	0	0	0	0	0	0	2
		3.	0	0	1	3	3	0	0	0	0	0	0	0	0	0	0	0	0	0	0	0	0	7
	22:30	1.	0	0	1	4	1	0	0	0	0	0	0	0	0	0	0	0	0	0	0	0	0	6
		3.	0	0	1	4	2	0	1	0	0	0	0	0	0	0	0	0	0	0	0	0	0	8
	23:00	1.	0	0	0	3	3	0	0	0	0	0	0	0	0	0	0	0	0	0	0	0	0	6
		3.	0	0	1	4	1	0	0	0	0	0	0	0	0	0	0	0	0	0	0	0	0	6
	23:30	1.	0	0	0	1	1	0	0	0	0	0	0	0	0	0	0	0	0	0	0	0	0	2
		3.	0	0	2	4	0	0	0	0	0	0	0	0	0	0	0	0	0	0	0	0	0	6
Daily Total :			1	26	197	532	218	14	1	0	0	1	0	0	0	0	0	0	0	0	0	0	0	990
Percent :			0%	3%	20%	54%	22%	1%	0%	0%	0%	0%	0%	0%	0%	0%	0%	0%	0%	0%	0%	0%	0%	
Average :			0	1	4	11	5	0	0	0	0	0	0	0	0	0	0	0	0	0	0	0	0	26

Speeds - Average: 22.6 50% : 22.7 67% : 24.2 85% : 27.2 10mph Pace: 20.1 - 30.0 (75.8%)

(FHWA09)			#1	#2	#3	#4	#5	#6	#7	#8	#9	#10	#11	#12	#13	#14	#15	#16	#17	#18	#19	#20	#21	
			1.0 - 10.1	15.1 - 20.1	25.1 - 30.1	35.1 - 40.1	45.1 - 50.1	55.1 - 60.1	65.1 - 70.1	75.1 - 80.1	85.1 - 90.1	95.1 - 100.1												
Date	Time	Lane	10.0	15.0	20.0	25.0	30.0	35.0	40.0	45.0	50.0	55.0	60.0	65.0	70.0	75.0	80.0	85.0	90.0	95.0	100.0	999.0	Other	Total
03/18/18	00:00	1.	0	0	0	0	0	0	0	0	0	0	0	0	0	0	0	0	0	0	0	0	0	0
Sun		3.	0	0	2	2	0	0	0	0	0	0	0	0	0	0	0	0	0	0	0	0	0	4
	00:30	1.	0	0	0	0	1	0	0	0	0	0	0	0	0	0	0	0	0	0	0	0	0	1
		3.	0	1	2	2	0	0	0	0	0	0	0	0	0	0	0	0	0	0	0	0	0	5
	01:00	1.	0	0	0	0	1	0	0	0	0	0	0	0	0	0	0	0	0	0	0	0	0	1
		3.	0	0	0	1	1	0	0	0	0	0	0	0	0	0	0	0	0	0	0	0	0	2
	01:30	1.	0	1	0	0	0	0	0	0	0	0	0	0	0	0	0	0	0	0	0	0	0	1
		3.	0	0	0	1	0	1	0	0	0	0	0	0	0	0	0	0	0	0	0	0	0	2
	02:00	1.	0	0	0	1	2	0	0	0	0	0	0	0	0	0	0	0	0	0	0	0	0	3
		3.	0	0	0	0	0	0	0	0	0	0	0	0	0	0	0	0	0	0	0	0	0	0
	02:30	1.	0	0	0	0	0	0	0	0	0	0	0	0	0	0	0	0	0	0	0	0	0	0
		3.	0	0	0	2	0	0	0	0	0	0	0	0	0	0	0	0	0	0	0	0	0	2
	03:00	1.	0	0	0	0	1	0	0	0	0	0	0	0	0	0	0	0	0	0	0	0	0	1
		3.	0	0	0	0	0	0	0	0	0	0	0	0	0	0	0	0	0	0	0	0	0	0
	03:30	1.	0	0	0	1	2	0	0	0	0	0	0	0	0	0	0	0	0	0	0	0	0	3
		3.	0	0	0	0	0	0	0	0	0	0	0	0	0	0	0	0	0	0	0	0	0	0
	04:00	1.	0	0	0	0	0	0	0	0	0	0	0	0	0	0	0	0	0	0	0	0	0	0
		3.	0	0	0	0	0	0	0	0	0	0	0	0	0	0	0	0	0	0	0	0	0	0
	04:30	1.	0	0	0	0	0	0	0	0	0	0	0	0	0	0	0	0	0	0	0	0	0	0
		3.	0	0	0	0	0	0	0	0	0	0	0	0	0	0	0	0	0	0	0	0	0	0
	05:00	1.	0	0	0	0	0	0	0	0	0	0	0	0	0	0	0	0	0	0	0	0	0	0
		3.	0	0	0	0	0	0	0	0	0	0	0	0	0	0	0	0	0	0	0	0	0	0
	05:30	1.	0	1	1	1	0	0	0	0	0	0	0	0	0	0	0	0	0	0	0	0	0	3
		3.	0	1	0	2	0	0	0	0	0	0	0	0	0	0	0	0	0	0	0	0	0	3
	06:00	1.	0	0	1	2	1	0	0	0	0	0	0	0	0	0	0	0	0	0	0	0	0	4
		3.	0	0	0	0	0	0	0	0	0	0	0	0	0	0	0	0	0	0	0	0	0	0
	06:30	1.	0	0	0	1	0	0	0	0	0	0	0	0	0	0	0	0	0	0	0	0	0	1
		3.	0	0	1	0	0	0	0	0	0	0	0	0	0	0	0	0	0	0	0	0	0	1
	07:00	1.	0	0	2	3	0	0	0	0	0	0	0	0	0	0	0	0	0	0	0	0	0	5
		3.	0	0	0	1	0	0	0	0	0	0	0	0	0	0	0	0	0	0	0	0	0	1
	07:30	1.	0	1	1	1	0	0	0	0	0	0	0	0	0	0	0	0	0	0	0	0	0	3
		3.	0	0	0	0	3	0	0	0	0	0	0	0	0	0	0	0	0	0	0	0	0	3
	08:00	1.	0	1	2	5	4	0	0	0	0	0	0	0	0	0	0	0	0	0	0	0	0	12
		3.	0	0	0	0	0	0	0	0	0	0	0	0	0	0	0	0	0	0	0	0	0	0
	08:30	1.	0	1	0	8	3	0	0	0	0	0	0	0	0	0	0	0	0	0	0	0	0	12
		3.	0	1	2	3	2	0	0	0	0	0	0	0	0	0	0	0	0	0	0	0	0	8

(FHWA09)			#1	#2	#3	#4	#5	#6	#7	#8	#9	#10	#11	#12	#13	#14	#15	#16	#17	#18	#19	#20	#21	
			1.0 - 10.1	15.1 - 20.1	25.1 - 30.1	35.1 - 40.1	45.1 - 50.1	55.1 - 60.1	65.1 - 70.1	75.1 - 80.1	85.1 - 90.1	95.1 - 100.1	100.0	999.0	Other	Total								
Date	Time	Lane	10.0	15.0	20.0	25.0	30.0	35.0	40.0	45.0	50.0	55.0	60.0	65.0	70.0	75.0	80.0	85.0	90.0	95.0	100.0	999.0	Other	Total
03/18/18	09:00	1.	0	1	2	11	2	0	0	0	0	0	0	0	0	0	0	0	0	0	0	0	0	16
Sun		3.	0	0	1	8	8	0	0	0	0	0	0	0	0	0	0	0	0	0	0	0	0	17
	09:30	1.	0	0	3	13	12	0	0	0	0	0	0	0	0	0	0	0	0	0	0	0	0	28
		3.	0	0	2	8	1	0	0	0	0	0	0	0	0	0	0	0	0	0	0	0	0	11
	10:00	1.	0	0	2	9	10	1	0	0	0	0	0	0	0	0	0	0	0	0	0	0	0	22
		3.	0	1	4	9	4	0	0	0	0	0	0	0	0	0	0	0	0	0	0	0	0	18
	10:30	1.	0	1	3	9	6	0	0	0	0	0	0	0	0	0	0	0	0	0	0	0	0	19
		3.	0	0	1	5	5	0	0	0	0	0	0	0	0	0	0	0	0	0	0	0	0	11
	11:00	1.	0	1	2	11	4	1	0	0	0	0	0	0	0	0	0	0	0	0	0	0	0	19
		3.	1	1	1	14	1	1	0	0	0	0	0	0	0	0	0	0	0	0	0	0	0	19
	11:30	1.	0	0	0	8	5	0	0	0	0	0	0	0	0	0	0	0	0	0	0	0	0	13
		3.	0	0	8	14	4	0	0	0	0	0	0	0	0	0	0	0	0	0	0	0	0	26
	12:00	1.	0	0	2	10	6	1	0	0	0	0	0	0	0	0	0	0	0	0	0	0	0	19
		3.	1	1	4	15	7	0	0	0	0	0	0	0	0	0	0	0	0	0	0	0	0	28
	12:30	1.	0	0	4	11	1	1	0	0	0	0	0	0	0	0	0	0	0	0	0	0	0	17
		3.	0	1	7	10	6	1	0	0	0	0	0	0	0	0	0	0	0	0	0	0	0	25
	13:00	1.	1	0	6	19	6	0	0	0	0	0	0	0	0	0	0	0	0	0	0	0	0	32
		3.	0	2	3	12	1	0	0	0	0	0	0	0	0	0	0	0	0	0	0	0	0	18
	13:30	1.	0	1	2	9	11	0	0	0	0	0	0	0	0	0	0	0	0	0	0	0	0	23
		3.	0	2	2	11	5	0	0	0	0	0	0	0	0	0	0	0	0	0	0	0	0	20
	14:00	1.	1	0	5	14	6	1	0	0	0	0	0	0	0	0	0	0	0	0	0	0	0	27
		3.	0	0	9	8	7	0	0	0	0	0	0	0	0	0	0	0	0	0	0	0	0	24
	14:30	1.	0	0	3	15	6	0	0	0	0	0	0	0	0	0	0	0	0	0	0	0	0	24
		3.	2	1	7	8	2	1	0	0	0	0	0	0	0	0	0	0	0	0	0	0	0	21
	15:00	1.	1	0	7	14	10	1	0	0	0	0	0	0	0	0	0	0	0	0	0	0	0	33
		3.	2	1	6	14	4	0	0	0	0	0	0	0	0	0	0	0	0	0	0	0	0	27
	15:30	1.	0	1	6	14	5	0	0	0	0	0	0	0	1	0	0	0	0	0	0	0	0	27
		3.	0	0	5	12	7	0	0	0	0	0	0	0	0	0	0	0	0	0	0	0	0	24
	16:00	1.	0	0	6	8	7	0	0	0	0	0	0	0	0	0	0	0	0	0	0	0	0	21
		3.	1	4	7	15	5	1	0	0	0	0	0	0	0	0	0	0	0	0	0	0	0	33
	16:30	1.	1	0	4	9	4	0	0	0	0	0	0	0	0	0	0	0	0	0	0	0	0	18
		3.	0	2	8	12	5	0	0	0	0	0	0	0	0	0	0	0	0	0	0	0	0	27
	17:00	1.	0	1	5	15	5	1	0	0	0	0	0	0	0	0	0	0	0	0	0	0	0	27
		3.	1	1	6	15	3	0	0	0	0	0	0	0	0	0	0	0	0	0	0	0	0	26
	17:30	1.	0	0	1	9	2	1	0	0	0	0	0	0	0	0	0	0	0	0	0	0	0	13
		3.	0	0	11	14	7	0	0	0	0	0	0	0	0	0	0	0	0	0	0	0	0	32

(FHWA09)			#1	#2	#3	#4	#5	#6	#7	#8	#9	#10	#11	#12	#13	#14	#15	#16	#17	#18	#19	#20	#21	
			1.0 - 10.1	15.1 - 20.1	25.1 - 30.1	35.1 - 40.1	45.1 - 50.1	55.1 - 60.1	65.1 - 70.1	75.1 - 80.1	85.1 - 90.1	95.1 - 100.1												
Date	Time	Lane	10.0	15.0	20.0	25.0	30.0	35.0	40.0	45.0	50.0	55.0	60.0	65.0	70.0	75.0	80.0	85.0	90.0	95.0	100.0	999.0	Other	Total
03/18/18	18:00	1.	0	1	8	9	5	0	0	0	0	0	0	0	0	0	0	0	0	0	0	0	0	23
Sun		3.	0	0	7	15	5	1	0	0	0	0	0	0	0	0	0	0	0	0	0	0	0	28
	18:30	1.	0	0	2	6	5	1	0	0	0	0	0	0	0	0	0	0	0	0	0	0	0	14
		3.	1	3	9	19	1	1	0	0	0	0	0	0	0	0	0	0	0	0	0	0	0	34
	19:00	1.	0	0	3	7	4	0	0	0	0	0	0	0	0	0	0	0	0	0	0	0	0	14
		3.	0	1	9	13	4	1	0	0	0	0	0	0	0	0	0	0	0	0	0	0	0	28
	19:30	1.	0	0	4	8	1	0	0	0	0	0	0	0	0	0	0	0	0	0	0	0	0	13
		3.	0	0	8	12	4	0	0	0	0	0	0	0	0	0	0	0	0	0	0	0	0	24
	20:00	1.	0	0	1	6	7	0	0	0	0	0	0	0	0	0	0	0	0	0	0	0	0	14
		3.	0	0	3	10	1	0	0	0	0	0	0	0	0	0	0	0	0	0	0	0	0	14
	20:30	1.	0	0	1	2	3	0	0	0	0	0	0	0	0	0	0	0	0	0	0	0	0	6
		3.	0	0	2	5	4	1	0	0	0	0	0	0	0	0	0	0	0	0	0	0	0	12
	21:00	1.	0	0	0	6	4	0	0	0	0	0	0	0	0	0	0	0	0	0	0	0	0	10
		3.	0	0	2	9	2	0	0	0	0	0	0	0	0	0	0	0	0	0	0	0	0	13
	21:30	1.	0	0	1	4	0	0	0	0	0	0	0	0	0	0	0	0	0	0	0	0	0	5
		3.	0	0	0	3	3	0	0	0	0	0	0	0	0	0	0	0	0	0	0	0	0	6
	22:00	1.	0	0	0	2	2	0	0	0	0	0	0	0	0	0	0	0	0	0	0	0	0	4
		3.	0	0	0	1	0	0	0	0	0	0	0	0	0	0	0	0	0	0	0	0	0	1
	22:30	1.	0	0	1	0	2	0	0	0	0	0	0	0	0	0	0	0	0	0	0	0	0	3
		3.	0	0	1	2	0	0	0	0	0	0	0	0	0	0	0	0	0	0	0	0	0	3
	23:00	1.	0	0	2	0	0	0	0	0	0	0	0	0	0	0	0	0	0	0	0	0	0	2
		3.	0	0	1	1	1	0	1	0	0	0	0	0	0	0	0	0	0	0	0	0	0	4
	23:30	1.	0	0	2	0	0	1	0	0	0	0	0	0	0	0	0	0	0	0	0	0	0	3
		3.	0	0	0	0	1	0	0	0	0	0	0	0	0	0	0	0	0	0	0	0	0	1
Daily Total :			13	36	236	589	270	19	1	0	0	0	0	0	1	0	0	0	0	0	0	0	0	1165
Percent :			1%	3%	20%	51%	23%	2%	0%	0%	0%	0%	0%	0%	0%	0%	0%	0%	0%	0%	0%	0%	0%	
Average :			0	1	5	12	6	0	0	0	0	0	0	0	0	0	0	0	0	0	0	0	0	21

Speeds - Average: 22.4 50% : 22.6 67% : 24.3 85% : 27.3 10mph Pace: 20.1 - 30.0 (73.7%)

(FHWA09)			#1	#2	#3	#4	#5	#6	#7	#8	#9	#10	#11	#12	#13	#14	#15	#16	#17	#18	#19	#20	#21	
			1.0 - 10.1	15.1 - 20.1	25.1 - 30.1	35.1 - 40.1	45.1 - 50.1	55.1 - 60.1	65.1 - 70.1	75.1 - 80.1	85.1 - 90.1	95.1 - 100.1												
Date	Time	Lane	10.0	15.0	20.0	25.0	30.0	35.0	40.0	45.0	50.0	55.0	60.0	65.0	70.0	75.0	80.0	85.0	90.0	95.0	100.0	999.0	Other	Total
03/19/18	00:00	1.	0	0	0	1	0	0	0	0	0	0	0	0	0	0	0	0	0	0	0	0	0	1
Mon		3.	0	0	1	0	1	0	0	0	0	0	0	0	0	0	0	0	0	0	0	0	0	2
	00:30	1.	0	0	0	0	1	0	0	0	0	0	0	0	0	0	0	0	0	0	0	0	0	1
		3.	0	0	0	1	0	0	0	0	0	0	0	0	0	0	0	0	0	0	0	0	0	1
	01:00	1.	0	0	0	2	0	0	0	0	0	0	0	0	0	0	0	0	0	0	0	0	0	2
		3.	0	0	1	0	0	0	0	0	0	0	0	0	0	0	0	0	0	0	0	0	0	1
	01:30	1.	0	0	0	1	0	0	0	0	0	0	0	0	0	0	0	0	0	0	0	0	0	1
		3.	0	0	0	2	0	0	0	0	0	0	0	0	0	0	0	0	0	0	0	0	0	2
	02:00	1.	0	0	0	1	0	0	0	0	0	0	0	0	0	0	0	0	0	0	0	0	0	1
		3.	0	0	0	0	0	0	0	0	0	0	0	0	0	0	0	0	0	0	0	0	0	0
	02:30	1.	0	0	0	0	0	0	0	0	0	0	0	0	0	0	0	0	0	0	0	0	0	0
		3.	0	0	0	0	0	0	0	0	0	0	0	0	0	0	0	0	0	0	0	0	0	0
	03:00	1.	0	0	0	0	0	0	0	0	0	0	0	0	0	0	0	0	0	0	0	0	0	0
		3.	0	0	0	1	1	0	0	0	0	0	0	0	0	0	0	0	0	0	0	0	0	2
	03:30	1.	0	0	0	0	0	0	0	0	0	0	0	0	0	0	0	0	0	0	0	0	0	0
		3.	0	0	0	0	0	0	0	0	0	0	0	0	0	0	0	0	0	0	0	0	0	0
	04:00	1.	0	0	0	1	0	0	0	0	0	0	0	0	0	0	0	0	0	0	0	0	0	1
		3.	0	0	0	0	0	0	0	0	0	0	0	0	0	0	0	0	0	0	0	0	0	0
	04:30	1.	0	0	0	1	2	0	0	0	0	0	0	0	0	0	0	0	0	0	0	0	0	3
		3.	0	0	0	2	0	0	0	0	0	0	0	0	0	0	0	0	0	0	0	0	0	2
	05:00	1.	0	0	2	1	2	0	0	0	0	0	0	0	0	0	0	0	0	0	0	0	0	5
		3.	0	0	0	0	0	0	0	0	0	0	0	0	0	0	0	0	0	0	0	0	0	0
	05:30	1.	0	0	1	3	0	0	0	0	0	0	0	0	0	0	0	0	0	0	0	0	0	4
		3.	0	0	1	1	1	0	0	0	0	0	0	0	0	0	0	0	0	0	0	0	0	3
	06:00	1.	0	0	0	2	3	0	0	0	0	0	0	0	0	0	0	0	0	0	0	0	0	5
		3.	0	0	0	1	0	0	0	0	0	0	0	0	0	0	0	0	0	0	0	0	0	1
	06:30	1.	0	0	2	9	2	0	0	0	0	0	0	0	0	0	0	0	0	0	0	0	0	13
		3.	0	0	0	1	2	0	0	0	0	0	0	0	0	0	0	0	0	0	0	0	0	3
	07:00	1.	0	0	5	17	3	0	0	0	0	0	0	0	0	0	0	0	0	0	0	0	0	25
		3.	0	1	5	10	1	0	0	0	0	0	0	0	0	0	0	0	0	0	0	0	0	17
	07:30	1.	0	1	7	22	8	0	0	0	0	0	0	0	0	0	0	0	0	0	0	0	0	38
		3.	0	0	4	17	8	0	0	0	0	0	0	0	0	0	0	0	0	0	0	0	0	29
	08:00	1.	0	0	5	16	4	1	0	0	0	0	0	0	0	0	0	0	0	0	0	0	0	26
		3.	0	0	4	15	4	1	0	0	0	0	0	0	0	0	0	0	0	0	0	0	0	24
	08:30	1.	0	1	4	16	4	0	0	0	0	0	0	1	0	0	0	0	0	0	0	0	0	26
		3.	1	2	5	13	2	0	0	0	0	0	0	0	0	0	0	0	0	0	0	0	0	23

(FHWA09)			#1	#2	#3	#4	#5	#6	#7	#8	#9	#10	#11	#12	#13	#14	#15	#16	#17	#18	#19	#20	#21	
			1.0 - 10.1	15.1 - 20.1	25.1 - 30.1	35.1 - 40.1	45.1 - 50.1	55.1 - 60.1	65.1 - 70.1	75.1 - 80.1	85.1 - 90.1	95.1 - 100.1												
Date	Time	Lane	10.0	15.0	20.0	25.0	30.0	35.0	40.0	45.0	50.0	55.0	60.0	65.0	70.0	75.0	80.0	85.0	90.0	95.0	100.0	999.0	Other	Total
03/19/18	09:00	1.	0	0	5	5	4	0	0	0	0	0	0	0	0	0	0	0	0	0	0	0	0	14
Mon		3.	0	0	3	8	1	0	0	0	0	0	0	0	0	0	0	0	0	0	0	0	0	12
	09:30	1.	0	0	2	5	0	0	0	0	0	0	0	0	0	0	0	0	0	0	0	0	0	7
		3.	0	1	3	3	0	0	0	0	0	0	0	0	0	0	0	0	0	0	0	0	0	7
	10:00	1.	0	1	3	5	0	0	1	0	0	0	0	0	0	0	0	0	0	0	0	0	0	10
		3.	0	0	5	4	0	0	0	0	0	0	0	0	0	0	0	0	0	0	0	0	0	9
	10:30	1.	0	0	1	8	3	0	0	0	0	0	0	0	0	0	0	0	0	0	0	0	0	12
		3.	2	0	6	5	0	0	0	0	0	0	0	0	0	0	0	0	0	0	0	0	0	13
Daily Total :			3	7	75	200	57	2	1	0	0	0	0	1	0	0	0	0	0	0	0	0	0	346
Percent :			1%	2%	22%	58%	16%	1%	0%	0%	0%	0%	0%	0%	0%	0%	0%	0%	0%	0%	0%	0%	0%	
Average :			0	0	3	9	3	0	0	0	0	0	0	0	0	0	0	0	0	0	0	0	0	24

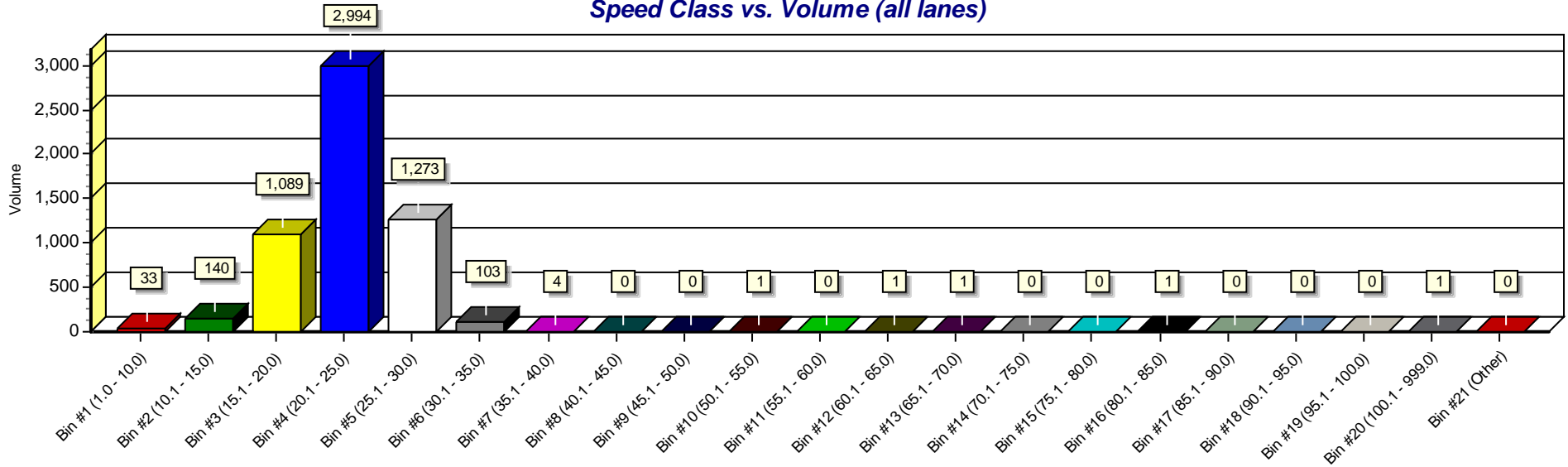
Speeds - Average: 22.1 50% : 22.4 67% : 23.5 85% : 26.4 10mph Pace: 15.3 - 25.2 (79.5%)

Basic Speed Class Summary: Lanetown Rd North of Track

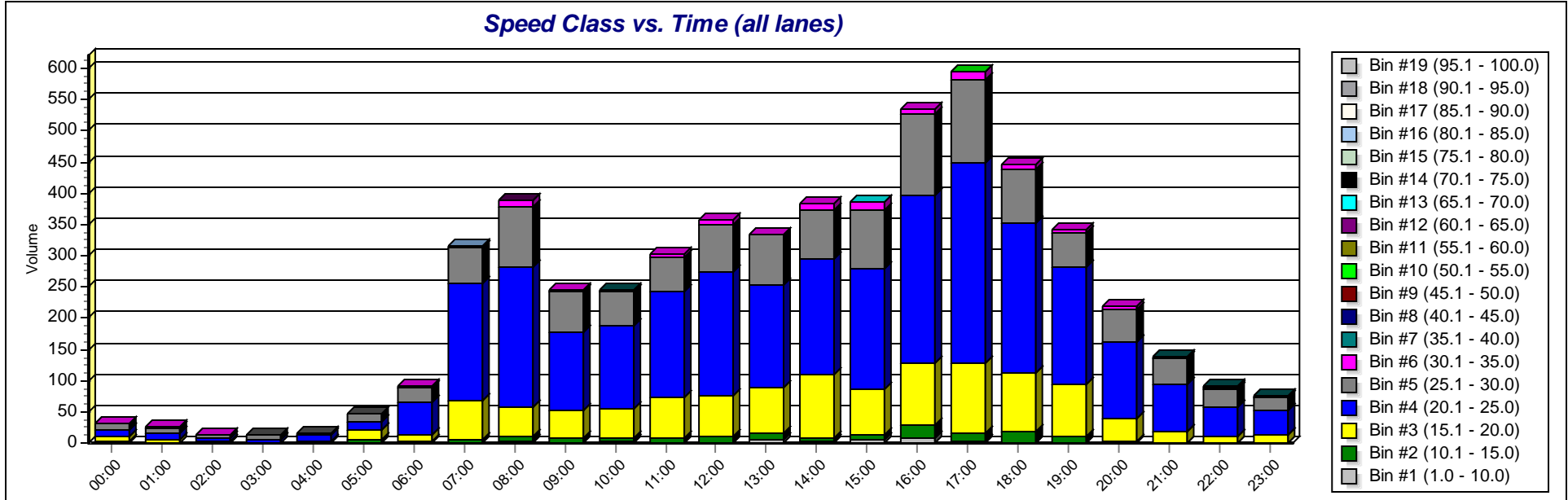
(FHWA09)

Description	Lane	#1	#2	#3	#4	#5	#6	#7	#8	#9	#10	#11	#12	#13	#14	#15	#16	#17	#18	#19	#20	#21	Other	Total	
		1.0 - 10.1	10.1 - 15.1	15.1 - 20.1	20.1 - 25.1	25.1 - 30.1	30.1 - 35.1	35.1 - 40.1	40.1 - 45.1	45.1 - 50.1	50.1 - 55.1	55.1 - 60.1	60.1 - 65.1	65.1 - 70.1	70.1 - 75.1	75.1 - 80.1	80.1 - 85.1	85.1 - 90.1	90.1 - 95.1	95.1 - 100.1	100.0	999.0	Other	Total	
TOTAL COUNT :																									
	#1.	8	43	419	1489	646	43	1	0	0	0	0	1	1	0	0	1	0	0	0	0	1	0	0	2653
	#3.	25	97	670	1505	627	60	3	0	0	1	0	0	0	0	0	0	0	0	0	0	0	0	0	2988
		<u>33</u>	<u>140</u>	<u>1089</u>	<u>2994</u>	<u>1273</u>	<u>103</u>	<u>4</u>	<u>0</u>	<u>0</u>	<u>1</u>	<u>0</u>	<u>1</u>	<u>1</u>	<u>0</u>	<u>0</u>	<u>1</u>	<u>0</u>	<u>0</u>	<u>0</u>	<u>0</u>	<u>0</u>	<u>1</u>	<u>0</u>	<u>5641</u>
Percents :																									
	#1.	0%	2%	16%	56%	24%	2%	0%	0%	0%	0%	0%	0%	0%	0%	0%	0%	0%	0%	0%	0%	0%	0%	0%	47%
	#3.	1%	3%	22%	50%	21%	2%	0%	0%	0%	0%	0%	0%	0%	0%	0%	0%	0%	0%	0%	0%	0%	0%	0%	53%
		<u>1%</u>	<u>2%</u>	<u>19%</u>	<u>53%</u>	<u>23%</u>	<u>2%</u>	<u>0%</u>	<u>0%</u>	<u>0%</u>	<u>0%</u>	<u>0%</u>	<u>0%</u>	<u>0%</u>	<u>0%</u>	<u>0%</u>	<u>0%</u>	<u>0%</u>	<u>0%</u>	<u>0%</u>	<u>0%</u>	<u>0%</u>	<u>0%</u>	<u>0%</u>	<u>0%</u>
Average :																									
	#1.	0	0	2	6	3	0	0	0	0	0	0	0	0	0	0	0	0	0	0	0	0	0	0	11
	#3.	0	0	3	6	3	0	0	0	0	0	0	0	0	0	0	0	0	0	0	0	0	0	0	12
		<u>0</u>	<u>0</u>	<u>5</u>	<u>12</u>	<u>6</u>	<u>0</u>	<u>0</u>	<u>0</u>	<u>0</u>	<u>0</u>	<u>0</u>	<u>0</u>	<u>0</u>	<u>0</u>	<u>0</u>	<u>0</u>	<u>0</u>	<u>0</u>	<u>0</u>	<u>0</u>	<u>0</u>	<u>0</u>	<u>0</u>	<u>23</u>
Days & ADT :																									
	#1.	5.0	530																						
	#3.	5.0	597																						
		<u>5.0</u>	<u>1128</u>																						
Avg,50,67,85%:																									
	#1.	23.0	23.0	24.5	27.5	20.1 - 30.0	81%																		
	Pace (pace %)	22.2	22.4	24.1	27.1	15.2 - 25.1	73%																		
	#3.	<u>22.6</u>	<u>22.7</u>	<u>24.4</u>	<u>27.3</u>	<u>20.1 - 30.0</u>	<u>76%</u>																		

Speed Class vs. Volume (all lanes)



Speed Class vs. Time (all lanes)



Basic Length Classification Report: Lanetown Rd

Lane Configuration

#	Dir.	Information	Vehicle Sensors	Sensor Spacing	Loop Length	Comment
1.			Ax-Ax	4.0 ft	6.0 ft	
3.			Ax-Ax	4.0 ft	6.0 ft	

Basic Length Classification Data From: 11:00 - 03/14/2018 To: 10:59 - 03/19/2018

(DEFAULT)		#1	#2	#3	#4	#5	#6	#7	#8	#9	#10	#11	#12	#13	Total	
Date	Time	Lane	0.0 - 5.9'	6.0 - 9.9'	10.0 - 14.9'	15.0 - 19.9'	20.0 - 24.9'	25.0 - 29.9'	30.0 - 39.9'	40.0 - 49.9'	50.0 - 59.9'	60.0 - 69.9'	70.0 - 79.9'	80.0 - 89.9'	Other	Total
03/14/18	11:00	1.	0	0	7	6	0	0	0	0	0	0	0	0	0	13
	Wed	3.	0	0	8	4	0	0	0	0	0	0	0	0	0	12
	11:30	1.	0	0	1	2	0	0	0	0	0	0	0	0	0	3
		3.	0	0	9	5	0	0	1	0	0	0	0	0	0	15
	12:00	1.	0	0	12	3	0	0	0	1	0	0	0	0	0	16
		3.	0	0	7	7	0	0	0	0	0	0	0	0	0	14
	12:30	1.	0	0	13	7	0	0	0	0	0	0	0	0	0	20
		3.	0	0	16	4	0	0	0	0	0	0	0	0	0	20
	13:00	1.	0	0	10	0	0	0	0	0	0	0	0	0	0	10
		3.	0	0	11	4	0	0	0	0	0	0	0	0	0	15
	13:30	1.	0	0	6	4	0	0	0	0	0	0	0	0	0	10
		3.	0	0	11	1	0	0	0	0	0	0	0	0	0	12
	14:00	1.	0	0	18	0	0	0	0	0	0	0	0	0	0	18
		3.	0	0	12	3	2	0	0	0	0	0	0	0	0	17
	14:30	1.	0	0	9	5	0	1	0	0	0	0	0	0	0	15
		3.	0	0	17	3	0	0	0	0	1	0	0	0	0	21
	15:00	1.	0	0	7	3	0	0	0	0	0	0	0	0	0	10
		3.	0	0	11	1	0	0	2	0	0	0	0	0	0	14
	15:30	1.	0	0	13	2	0	0	1	0	0	0	0	0	0	16
		3.	0	0	12	4	1	1	0	0	0	0	0	0	0	18
	16:00	1.	0	0	21	1	0	1	0	0	0	1	0	0	0	24
		3.	0	0	13	10	1	0	1	1	0	0	0	0	0	26
	16:30	1.	0	0	9	3	0	0	0	0	0	0	0	0	0	12
		3.	0	0	15	8	0	0	0	0	0	0	0	0	0	23

(DEFAULT)			#1	#2	#3	#4	#5	#6	#7	#8	#9	#10	#11	#12	#13	
			0.0 -	6.0 -	10.0 -	15.0 -	20.0 -	25.0 -	30.0 -	40.0 -	50.0 -	60.0 -	70.0 -	80.0 -		
Date	Time	Lane	5.9'	9.9'	14.9'	19.9'	24.9'	29.9'	39.9'	49.9'	59.9'	69.9'	79.9'	89.9'	Other	Total
03/14/18	17:00	1.	0	0	22	4	0	0	0	0	0	0	0	0	0	26
Wed		3.	0	0	25	8	0	0	1	0	0	0	0	0	0	34
	17:30	1.	0	0	19	7	0	0	0	0	1	0	0	0	0	27
		3.	0	0	38	5	0	0	0	1	0	0	0	0	0	44
	18:00	1.	0	0	15	2	0	0	1	0	0	0	0	0	0	18
		3.	0	0	20	7	0	0	0	0	1	0	0	0	0	28
	18:30	1.	0	0	15	2	0	0	0	0	0	0	0	0	0	17
		3.	0	0	22	4	1	0	0	1	0	0	0	0	0	28
	19:00	1.	0	0	11	3	0	0	0	0	0	0	0	0	0	14
		3.	0	0	18	2	0	0	0	0	0	0	0	0	0	20
	19:30	1.	0	0	9	2	0	0	0	0	0	0	0	0	0	11
		3.	0	0	12	4	0	0	0	0	0	0	0	0	0	16
	20:00	1.	0	0	5	2	0	0	0	0	0	0	0	0	0	7
		3.	0	0	8	5	0	0	0	0	0	0	0	0	0	13
	20:30	1.	0	0	7	0	0	0	0	0	0	0	0	0	0	7
		3.	0	0	12	3	0	0	0	0	0	0	0	0	0	15
	21:00	1.	0	0	1	4	0	0	0	0	0	0	0	0	0	5
		3.	0	0	6	1	0	0	0	0	0	0	0	0	0	7
	21:30	1.	0	0	4	0	0	0	0	0	0	0	0	0	0	4
		3.	0	0	6	2	0	0	0	0	0	0	0	0	0	8
	22:00	1.	0	0	5	0	0	0	0	0	0	0	0	0	0	5
		3.	0	0	5	1	0	0	0	0	0	0	0	0	0	6
	22:30	1.	0	0	2	0	0	0	0	0	0	0	0	0	0	2
		3.	0	0	3	1	0	0	0	0	0	0	0	0	0	4
	23:00	1.	0	0	2	0	0	0	0	0	0	0	0	0	0	2
		3.	0	0	1	0	0	0	0	0	0	0	0	0	0	1
	23:30	1.	0	0	1	0	0	0	0	0	0	0	0	0	0	1
		3.	0	0	4	0	0	0	0	0	0	0	0	0	0	4
Daily Total :			0	0	566	159	5	3	7	4	3	0	1	0	0	748
Percent :			0%	0%	76%	21%	1%	0%	1%	1%	0%	0%	0%	0%	0%	
Average :			0	0	22	6	0	0	0	0	0	0	0	0	0	28

(DEFAULT)			#1	#2	#3	#4	#5	#6	#7	#8	#9	#10	#11	#12	#13	
			0.0 -	6.0 -	10.0 -	15.0 -	20.0 -	25.0 -	30.0 -	40.0 -	50.0 -	60.0 -	70.0 -	80.0 -		
Date	Time	Lane	5.9'	9.9'	14.9'	19.9'	24.9'	29.9'	39.9'	49.9'	59.9'	69.9'	79.9'	89.9'	Other	Total
03/15/18	00:00	1.	0	0	1	0	0	0	0	0	0	0	0	0	0	1
Thu		3.	0	0	0	0	0	0	0	0	0	0	0	0	0	0
	00:30	1.	0	0	1	0	0	0	0	0	0	0	0	0	0	1
		3.	0	0	0	0	0	0	0	0	0	0	0	0	0	0
	01:00	1.	0	0	1	0	0	0	0	0	0	0	0	0	0	1
		3.	0	0	1	0	0	0	0	0	0	0	0	0	0	1
	01:30	1.	0	0	0	0	0	0	0	0	0	0	0	0	0	0
		3.	0	0	2	0	0	0	0	0	0	0	0	0	0	2
	02:00	1.	0	0	0	0	0	0	0	0	0	0	0	0	0	0
		3.	0	0	2	0	0	0	0	0	0	0	0	0	0	2
	02:30	1.	0	0	0	0	0	0	0	0	0	0	0	0	0	0
		3.	0	0	0	0	0	0	0	0	0	0	0	0	0	0
	03:00	1.	0	0	0	0	0	0	0	0	0	0	0	0	0	0
		3.	0	0	0	0	0	0	0	0	0	0	0	0	0	0
	03:30	1.	0	0	1	0	0	0	0	0	0	0	0	0	0	1
		3.	0	0	0	0	0	0	0	0	0	0	0	0	0	0
	04:00	1.	0	0	1	0	0	0	0	0	0	0	0	0	0	1
		3.	0	0	0	0	0	0	0	0	0	0	0	0	0	0
	04:30	1.	0	0	3	1	0	0	0	0	0	0	0	0	0	4
		3.	0	0	0	0	0	0	0	0	0	0	0	0	0	0
	05:00	1.	0	0	3	3	0	0	0	0	0	0	0	0	0	6
		3.	0	0	0	0	0	0	0	0	0	0	0	0	0	0
	05:30	1.	0	0	3	0	1	0	0	0	0	0	0	0	0	4
		3.	0	0	2	0	0	0	0	0	0	0	0	0	0	2
	06:00	1.	0	0	4	1	0	0	0	0	0	0	0	0	0	5
		3.	0	0	1	1	2	0	0	0	0	0	0	0	0	4
	06:30	1.	0	0	11	3	0	0	0	0	0	0	0	0	0	14
		3.	0	0	4	2	0	0	0	0	0	0	0	0	0	6
	07:00	1.	0	0	19	2	1	0	0	0	0	0	0	0	0	22
		3.	0	0	4	1	0	0	0	0	0	0	0	0	0	5
	07:30	1.	0	0	23	8	0	0	1	0	0	0	0	0	0	32
		3.	0	0	17	6	0	1	0	0	0	0	0	0	0	24
	08:00	1.	0	0	14	6	1	0	0	0	1	0	0	0	0	22
		3.	0	0	26	13	0	2	0	0	0	0	0	0	0	41
	08:30	1.	0	0	23	2	1	0	0	0	0	0	0	0	0	26
		3.	0	0	16	8	0	0	0	0	0	1	0	0	0	25

(DEFAULT)			#1	#2	#3	#4	#5	#6	#7	#8	#9	#10	#11	#12	#13	
			0.0 -	6.0 -	10.0 -	15.0 -	20.0 -	25.0 -	30.0 -	40.0 -	50.0 -	60.0 -	70.0 -	80.0 -		
Date	Time	Lane	5.9'	9.9'	14.9'	19.9'	24.9'	29.9'	39.9'	49.9'	59.9'	69.9'	79.9'	89.9'	Other	Total
03/15/18	09:00	1.	0	0	6	3	1	0	0	0	0	0	0	0	0	10
Thu		3.	0	0	6	5	0	0	0	0	0	0	0	0	0	11
	09:30	1.	0	0	9	1	0	0	1	0	0	0	0	0	0	11
		3.	0	0	4	3	0	1	0	0	0	0	0	0	0	8
	10:00	1.	0	0	5	0	0	0	0	0	0	0	0	0	0	5
		3.	0	0	8	3	0	0	0	0	0	0	0	0	0	11
	10:30	1.	0	0	9	2	0	0	0	0	0	0	0	0	0	11
		3.	0	0	9	4	0	0	0	0	0	0	0	0	0	13
	11:00	1.	0	0	13	2	0	0	0	0	0	0	0	0	0	15
		3.	0	0	11	2	1	0	0	0	0	0	0	0	0	14
	11:30	1.	0	0	5	4	1	1	0	0	0	0	0	0	0	11
		3.	0	0	9	2	1	0	0	0	0	0	0	0	0	12
	12:00	1.	0	0	14	2	0	0	0	0	0	0	0	0	0	16
		3.	0	0	6	2	0	0	0	0	0	0	0	0	0	8
	12:30	1.	0	0	10	2	0	0	0	0	0	0	0	0	0	12
		3.	0	0	12	3	1	0	1	1	0	0	0	0	0	18
	13:00	1.	0	0	9	0	0	0	0	0	0	0	0	0	0	9
		3.	0	0	8	1	1	0	0	1	0	1	0	0	0	12
	13:30	1.	0	0	8	3	0	0	0	0	0	0	0	0	0	11
		3.	0	3	13	5	0	0	0	0	0	0	0	0	0	21
	14:00	1.	0	0	15	2	0	0	0	0	0	0	0	0	0	17
		3.	0	0	7	3	0	0	0	0	0	0	0	0	0	10
	14:30	1.	0	0	12	5	1	1	0	0	0	0	0	0	0	19
		3.	0	0	13	5	0	1	0	0	0	0	0	0	0	19
	15:00	1.	0	0	10	4	0	0	0	0	0	0	0	1	0	15
		3.	0	0	10	8	1	2	0	0	0	0	0	0	0	21
	15:30	1.	0	0	15	1	0	0	0	0	0	0	0	0	0	16
		3.	0	0	21	7	0	0	0	0	0	0	0	0	0	28
	16:00	1.	0	0	21	4	0	0	0	0	0	0	0	0	0	25
		3.	0	0	21	13	0	1	0	0	2	0	0	0	0	37
	16:30	1.	0	0	15	3	0	1	1	0	0	0	0	0	0	20
		3.	0	0	28	10	1	0	0	0	1	0	0	0	0	40
	17:00	1.	0	1	27	5	0	0	0	0	0	0	0	0	0	33
		3.	0	1	19	6	0	0	1	1	0	1	0	1	0	30
	17:30	1.	0	0	29	4	0	1	0	0	0	0	2	0	0	36
		3.	0	0	31	6	0	0	1	1	0	0	0	0	0	39

(DEFAULT)			#1	#2	#3	#4	#5	#6	#7	#8	#9	#10	#11	#12	#13	
Date	Time	Lane	0.0 - 5.9'	6.0 - 9.9'	10.0 - 14.9'	15.0 - 19.9'	20.0 - 24.9'	25.0 - 29.9'	30.0 - 39.9'	40.0 - 49.9'	50.0 - 59.9'	60.0 - 69.9'	70.0 - 79.9'	80.0 - 89.9'	Other	Total
03/15/18	18:00	1.	0	1	19	2	0	0	1	0	0	1	0	0	0	24
Thu		3.	0	0	21	5	0	0	0	0	0	0	0	0	0	26
	18:30	1.	0	0	10	2	0	0	0	1	0	0	0	0	0	13
		3.	0	0	17	3	0	0	0	0	0	0	0	0	0	20
	19:00	1.	0	0	8	2	0	0	0	0	0	0	0	0	0	10
		3.	0	0	20	8	0	0	0	1	1	0	0	0	0	30
	19:30	1.	0	0	9	4	1	1	0	0	0	0	0	0	0	15
		3.	0	0	20	6	1	0	0	0	0	0	0	0	0	27
	20:00	1.	0	0	6	1	0	0	0	0	0	0	0	0	0	7
		3.	0	0	11	5	0	0	0	0	1	0	0	0	0	17
	20:30	1.	0	0	5	0	0	0	0	0	0	0	0	0	0	5
		3.	0	0	10	3	0	0	0	0	0	0	0	0	0	13
	21:00	1.	0	0	5	0	0	0	0	0	0	0	0	0	0	5
		3.	0	0	6	0	0	0	0	0	0	0	0	0	0	6
	21:30	1.	0	0	3	0	0	0	0	0	0	0	0	0	0	3
		3.	0	0	3	0	0	0	0	0	0	0	0	0	0	3
	22:00	1.	0	0	6	1	0	0	0	0	0	0	0	0	0	7
		3.	0	0	3	0	0	0	0	0	0	0	0	0	0	3
	22:30	1.	0	0	1	0	0	0	0	0	0	0	0	0	0	1
		3.	0	0	1	1	0	0	0	0	0	0	0	0	0	2
	23:00	1.	0	0	3	1	0	0	0	0	0	0	0	0	0	4
		3.	0	0	1	0	0	0	0	0	0	0	0	0	0	1
	23:30	1.	0	0	2	0	0	0	0	0	0	0	0	0	0	2
		3.	0	0	5	0	0	0	0	0	0	0	0	0	0	5
Daily Total :			0	6	846	236	17	13	7	6	6	4	2	2	0	1145
Percent :			0%	1%	74%	21%	1%	1%	1%	1%	1%	0%	0%	0%	0%	
Average :			0	0	18	5	0	0	0	0	0	0	0	0	0	23

(DEFAULT)			#1	#2	#3	#4	#5	#6	#7	#8	#9	#10	#11	#12	#13	Total
Date	Time	Lane	0.0 - 5.9'	6.0 - 9.9'	10.0 - 14.9'	15.0 - 19.9'	20.0 - 24.9'	25.0 - 29.9'	30.0 - 39.9'	40.0 - 49.9'	50.0 - 59.9'	60.0 - 69.9'	70.0 - 79.9'	80.0 - 89.9'	Other	
03/16/18	00:00	1.	0	0	0	2	0	0	0	0	0	0	0	0	0	2
		3.	0	0	1	1	0	0	0	0	0	0	0	0	0	2
	00:30	1.	0	0	2	0	0	0	0	0	0	0	0	0	0	2
		3.	0	0	0	0	0	0	0	0	0	0	0	0	0	0
	01:00	1.	0	0	1	0	0	0	0	0	0	0	0	0	0	1
		3.	0	0	0	0	0	0	0	0	0	0	0	0	0	0
	01:30	1.	0	0	0	0	0	0	0	0	0	0	0	0	0	0
		3.	0	0	0	0	0	0	0	0	0	0	0	0	0	0
	02:00	1.	0	0	0	0	0	0	0	0	0	0	0	0	0	0
		3.	0	0	1	1	0	0	0	0	0	0	0	0	0	2
	02:30	1.	0	0	0	0	0	0	0	0	0	0	0	0	0	0
		3.	0	0	0	0	0	0	0	0	0	0	0	0	0	0
	03:00	1.	0	0	0	0	0	0	0	0	0	0	0	0	0	0
		3.	0	0	0	0	0	0	0	0	0	0	0	0	0	0
	03:30	1.	0	0	1	0	0	0	0	0	0	0	0	0	0	1
		3.	0	0	1	0	0	0	0	0	0	0	0	0	0	1
	04:00	1.	0	0	2	1	0	0	0	0	0	0	0	0	0	3
		3.	0	0	0	0	0	0	0	0	0	0	0	0	0	0
	04:30	1.	0	0	0	0	0	0	0	0	0	0	0	0	0	0
		3.	0	0	1	0	0	0	0	0	0	0	0	0	0	1
	05:00	1.	0	0	4	2	0	0	0	0	0	0	0	0	0	6
		3.	0	0	0	1	0	0	0	0	0	0	0	0	0	1
	05:30	1.	0	0	3	0	0	0	0	0	0	0	0	0	0	3
		3.	0	0	1	0	0	0	0	0	0	0	0	0	0	1
	06:00	1.	0	0	6	3	0	0	0	0	0	0	0	0	0	9
		3.	0	0	3	0	0	0	0	0	0	0	0	0	0	3
	06:30	1.	0	0	7	2	1	0	0	0	0	0	0	0	0	10
		3.	0	0	2	2	0	0	0	0	0	0	0	0	0	4
	07:00	1.	0	0	25	4	0	0	0	0	0	0	0	0	0	29
		3.	0	0	6	3	0	0	0	0	0	0	0	0	0	9
	07:30	1.	0	0	24	9	0	1	0	5	1	0	0	0	0	40
		3.	0	0	14	4	0	0	0	0	0	0	0	0	0	18
	08:00	1.	0	0	18	5	0	0	0	0	0	0	0	0	0	23
		3.	0	0	15	9	0	1	2	1	1	0	0	0	0	29
	08:30	1.	0	0	24	5	0	0	0	0	0	0	0	0	0	29
		3.	0	0	19	4	2	0	0	0	0	0	0	0	0	25

(DEFAULT)			#1	#2	#3	#4	#5	#6	#7	#8	#9	#10	#11	#12	#13	
			0.0 -	6.0 -	10.0 -	15.0 -	20.0 -	25.0 -	30.0 -	40.0 -	50.0 -	60.0 -	70.0 -	80.0 -		
Date	Time	Lane	5.9'	9.9'	14.9'	19.9'	24.9'	29.9'	39.9'	49.9'	59.9'	69.9'	79.9'	89.9'	Other	Total
03/16/18	09:00	1.	0	0	12	5	0	0	1	0	0	0	0	0	0	18
Fri		3.	0	0	11	4	1	0	0	0	0	0	0	0	0	16
	09:30	1.	0	0	6	0	1	0	0	0	0	0	0	0	0	7
		3.	0	0	5	2	0	1	0	0	0	0	0	0	0	8
	10:00	1.	0	0	6	0	0	0	1	0	0	0	0	0	0	7
		3.	0	0	9	0	0	0	1	0	1	0	0	0	0	11
	10:30	1.	0	0	9	1	0	0	0	0	0	0	0	0	0	10
		3.	0	0	7	1	0	0	0	0	0	0	0	0	0	8
	11:00	1.	0	1	12	3	1	0	0	0	0	0	0	0	0	17
		3.	0	0	12	4	1	0	0	0	0	0	0	0	0	17
	11:30	1.	0	0	7	0	1	0	1	0	0	0	0	0	0	9
		3.	0	0	12	8	1	0	1	0	0	0	0	0	0	22
	12:00	1.	0	0	8	2	0	1	0	0	0	0	0	0	0	11
		3.	0	0	10	9	0	0	0	0	0	0	0	0	0	19
	12:30	1.	0	0	14	6	1	0	0	0	0	0	0	0	0	21
		3.	0	0	14	5	2	0	0	0	0	0	0	0	0	21
	13:00	1.	0	0	10	5	0	0	1	0	0	0	0	1	0	17
		3.	0	0	15	3	0	0	0	1	0	0	0	0	0	19
	13:30	1.	0	0	8	3	0	0	0	0	0	0	0	0	0	11
		3.	0	0	8	4	2	0	0	0	0	0	0	0	0	14
	14:00	1.	0	0	13	3	0	0	0	0	0	0	0	0	0	16
		3.	0	0	10	4	0	2	1	0	0	0	0	0	0	17
	14:30	1.	0	0	16	4	0	0	0	0	0	1	0	0	0	21
		3.	0	0	13	2	1	0	0	0	0	0	0	0	0	16
	15:00	1.	0	0	9	2	0	2	0	0	0	0	0	0	0	13
		3.	0	0	13	5	0	1	0	0	0	0	0	0	0	19
	15:30	1.	0	0	14	2	0	0	0	1	0	0	0	0	0	17
		3.	0	0	17	7	0	1	0	0	0	0	0	0	0	25
	16:00	1.	0	0	22	11	0	0	1	0	0	0	0	0	0	34
		3.	0	1	26	9	0	0	1	1	0	0	1	0	0	39
	16:30	1.	0	0	16	2	0	1	0	0	0	0	0	0	0	19
		3.	0	0	29	14	0	0	0	0	0	0	0	0	0	43
	17:00	1.	0	0	14	8	0	0	0	1	1	0	1	0	0	25
		3.	0	1	24	13	0	0	0	0	0	0	0	0	0	38
	17:30	1.	0	1	26	5	0	0	0	0	0	0	0	0	0	32
		3.	0	1	33	6	0	0	0	0	0	0	0	0	0	40

(DEFAULT)			#1	#2	#3	#4	#5	#6	#7	#8	#9	#10	#11	#12	#13	
Date	Time	Lane	0.0 - 5.9'	6.0 - 9.9'	10.0 - 14.9'	15.0 - 19.9'	20.0 - 24.9'	25.0 - 29.9'	30.0 - 39.9'	40.0 - 49.9'	50.0 - 59.9'	60.0 - 69.9'	70.0 - 79.9'	80.0 - 89.9'	Other	Total
03/16/18	18:00	1.	0	1	24	2	0	0	0	0	0	0	0	0	0	27
Fri		3.	0	1	22	9	0	0	0	0	0	0	0	0	0	32
	18:30	1.	0	0	23	2	0	0	0	0	0	0	0	0	0	25
		3.	0	0	15	4	0	0	0	0	0	0	0	0	0	19
	19:00	1.	0	0	9	3	0	0	0	0	0	0	0	0	0	12
		3.	0	0	21	3	0	0	0	0	0	0	0	0	0	24
	19:30	1.	0	0	8	1	0	0	0	0	0	0	0	0	0	9
		3.	0	0	19	2	0	0	0	0	0	0	0	0	0	21
	20:00	1.	0	0	10	2	0	0	0	0	0	0	0	0	0	12
		3.	0	0	9	1	0	0	0	0	0	0	0	0	0	10
	20:30	1.	0	0	6	1	0	0	0	0	0	0	0	0	0	7
		3.	0	0	7	4	0	0	0	0	0	0	0	0	0	11
	21:00	1.	0	0	6	1	0	0	0	0	0	0	0	0	0	7
		3.	0	0	5	4	0	0	0	0	0	0	0	0	0	9
	21:30	1.	0	0	3	6	0	0	0	0	0	0	0	0	0	9
		3.	0	0	6	3	0	0	0	0	0	0	0	0	0	9
	22:00	1.	0	0	3	0	0	0	0	0	0	0	0	0	0	3
		3.	0	0	7	2	0	0	0	0	0	0	0	0	0	9
	22:30	1.	0	0	8	0	0	0	0	0	0	0	0	0	0	8
		3.	0	0	3	3	1	0	0	0	0	0	0	0	0	7
	23:00	1.	0	0	3	0	0	0	0	0	0	0	0	0	0	3
		3.	0	0	7	1	0	0	0	0	0	0	0	0	0	8
	23:30	1.	0	0	4	2	0	0	0	0	0	0	0	0	0	6
		3.	0	0	8	1	0	0	0	0	0	0	0	0	0	9
Daily Total :			0	7	907	277	16	11	11	10	4	1	2	1	0	1247
Percent :			0%	1%	73%	22%	1%	1%	1%	1%	0%	0%	0%	0%	0%	
Average :			0	0	19	6	0	0	0	0	0	0	0	0	0	25

(DEFAULT)			#1	#2	#3	#4	#5	#6	#7	#8	#9	#10	#11	#12	#13	Total
Date	Time	Lane	0.0 - 5.9'	6.0 - 9.9'	10.0 - 14.9'	15.0 - 19.9'	20.0 - 24.9'	25.0 - 29.9'	30.0 - 39.9'	40.0 - 49.9'	50.0 - 59.9'	60.0 - 69.9'	70.0 - 79.9'	80.0 - 89.9'	Other	
03/17/18	00:00	1.	0	0	2	0	0	0	0	0	0	0	0	0	0	2
Sat		3.	0	0	3	1	0	0	0	0	0	0	0	0	0	4
	00:30	1.	0	0	1	0	0	0	0	0	0	0	0	0	0	1
		3.	0	0	2	0	0	0	0	0	0	0	0	0	0	2
	01:00	1.	0	0	4	0	0	0	0	0	0	0	0	0	0	4
		3.	0	0	2	0	0	0	0	0	0	0	0	0	0	2
	01:30	1.	0	0	1	0	0	0	0	0	0	0	0	0	0	1
		3.	0	0	1	0	0	0	0	0	0	0	0	0	0	1
	02:00	1.	0	0	2	0	0	0	0	0	0	0	0	0	0	2
		3.	0	0	1	0	0	0	0	0	0	0	0	0	0	1
	02:30	1.	0	0	0	0	0	0	0	0	0	0	0	0	0	0
		3.	0	0	0	0	0	0	0	0	0	0	0	0	0	0
	03:00	1.	0	0	0	0	0	0	0	0	0	0	0	0	0	0
		3.	0	0	2	0	0	0	0	0	0	0	0	0	0	2
	03:30	1.	0	0	0	0	0	0	0	0	0	0	0	0	0	0
		3.	0	0	0	1	0	0	0	0	0	0	0	0	0	1
	04:00	1.	0	0	1	0	0	0	0	0	0	0	0	0	0	1
		3.	0	0	0	0	0	0	0	0	0	0	0	0	0	0
	04:30	1.	0	0	0	0	0	0	0	0	0	0	0	0	0	0
		3.	0	0	0	0	0	0	0	0	0	0	0	0	0	0
	05:00	1.	0	0	0	0	0	0	0	0	0	0	0	0	0	0
		3.	0	0	1	0	0	0	0	0	0	0	0	0	0	1
	05:30	1.	0	0	1	0	0	0	0	0	0	0	0	0	0	1
		3.	0	0	3	0	0	0	0	0	0	0	0	0	0	3
	06:00	1.	0	1	2	0	0	0	0	0	0	0	0	0	0	3
		3.	0	0	0	0	0	0	0	0	0	0	0	0	0	0
	06:30	1.	0	0	2	0	1	0	0	0	0	0	0	0	0	3
		3.	0	0	2	0	0	0	0	0	0	0	0	0	0	2
	07:00	1.	0	0	3	1	0	0	0	0	0	0	0	0	0	4
		3.	0	0	3	0	0	0	0	0	0	0	0	0	0	3
	07:30	1.	0	0	3	1	0	0	0	0	0	0	0	0	0	4
		3.	0	0	3	1	0	0	0	0	0	0	0	0	0	4
	08:00	1.	0	0	6	1	0	0	0	0	0	0	0	0	0	7
		3.	0	0	7	2	0	0	0	0	0	0	0	0	0	9
	08:30	1.	0	0	9	2	0	0	0	0	0	0	0	0	0	11
		3.	0	0	9	2	0	0	0	0	0	0	0	0	0	11

(DEFAULT)			#1	#2	#3	#4	#5	#6	#7	#8	#9	#10	#11	#12	#13	
			0.0 -	6.0 -	10.0 -	15.0 -	20.0 -	25.0 -	30.0 -	40.0 -	50.0 -	60.0 -	70.0 -	80.0 -		
Date	Time	Lane	5.9'	9.9'	14.9'	19.9'	24.9'	29.9'	39.9'	49.9'	59.9'	69.9'	79.9'	89.9'	Other	Total
03/17/18	09:00	1.	0	0	11	2	0	0	0	0	0	0	0	0	0	13
Sat		3.	0	0	3	1	0	0	0	0	0	0	0	0	0	4
	09:30	1.	0	0	12	2	0	0	0	0	0	0	0	0	0	14
		3.	0	0	10	3	0	0	1	0	0	0	0	0	0	14
	10:00	1.	0	0	9	1	0	0	1	0	0	0	0	0	0	11
		3.	0	0	6	2	0	0	0	0	0	0	0	0	0	8
	10:30	1.	0	0	13	2	0	0	0	0	0	0	0	0	0	15
		3.	0	0	16	5	0	0	0	0	0	0	0	0	0	21
	11:00	1.	0	0	11	2	0	1	0	0	0	0	0	0	0	14
		3.	0	0	8	5	0	0	0	0	0	0	0	0	0	13
	11:30	1.	0	0	16	2	1	1	0	0	0	0	0	0	0	20
		3.	0	0	17	2	0	1	0	0	0	0	0	0	0	20
	12:00	1.	0	0	11	5	0	0	0	0	0	0	0	0	0	16
		3.	0	0	15	4	0	0	0	0	0	0	0	0	0	19
	12:30	1.	0	0	16	5	0	0	0	0	0	0	0	0	0	21
		3.	0	0	10	7	0	0	0	0	0	0	0	0	0	17
	13:00	1.	0	0	15	2	0	0	0	1	0	0	0	0	0	18
		3.	0	0	21	2	0	0	0	1	0	0	0	0	0	24
	13:30	1.	0	0	12	1	1	0	0	0	1	0	0	0	0	15
		3.	0	0	21	3	0	0	0	0	0	0	0	0	0	24
	14:00	1.	0	0	17	0	0	0	0	0	0	0	0	0	0	17
		3.	0	0	20	6	0	0	0	0	2	0	0	0	0	28
	14:30	1.	0	0	13	3	0	0	0	0	0	0	0	0	0	16
		3.	0	0	15	3	0	0	2	0	0	0	0	0	0	20
	15:00	1.	0	0	9	0	1	0	1	0	0	0	0	0	0	11
		3.	0	0	8	4	0	0	0	0	2	1	0	0	0	15
	15:30	1.	0	0	16	2	1	1	0	0	1	0	0	0	0	21
		3.	0	0	10	7	0	0	0	0	0	0	0	0	0	17
	16:00	1.	0	1	13	0	0	0	0	0	0	2	0	0	0	16
		3.	0	0	24	6	0	0	0	0	0	0	0	0	0	30
	16:30	1.	0	0	24	7	0	0	0	0	0	0	0	0	0	31
		3.	0	0	12	4	0	0	0	0	0	0	0	0	0	16
	17:00	1.	0	0	15	7	0	0	0	0	0	0	0	0	0	22
		3.	0	0	13	3	0	0	0	0	1	0	0	0	0	17
	17:30	1.	0	0	18	3	0	0	0	0	0	0	0	0	0	21
		3.	0	0	26	7	0	0	0	0	0	1	0	0	0	34

(DEFAULT)			#1	#2	#3	#4	#5	#6	#7	#8	#9	#10	#11	#12	#13	
			0.0 -	6.0 -	10.0 -	15.0 -	20.0 -	25.0 -	30.0 -	40.0 -	50.0 -	60.0 -	70.0 -	80.0 -		
Date	Time	Lane	5.9'	9.9'	14.9'	19.9'	24.9'	29.9'	39.9'	49.9'	59.9'	69.9'	79.9'	89.9'	Other	Total
03/17/18	18:00	1.	0	0	18	3	0	0	0	1	0	0	0	0	0	22
Sat		3.	0	0	18	2	0	0	0	0	1	0	0	0	0	21
	18:30	1.	0	0	12	2	0	0	0	0	0	0	0	0	0	14
		3.	0	0	11	3	0	0	0	0	0	0	0	0	0	14
	19:00	1.	0	0	8	2	0	0	0	0	0	0	0	0	0	10
		3.	0	0	13	7	0	0	0	0	0	0	0	0	0	20
	19:30	1.	0	0	9	1	0	0	0	0	0	0	0	0	0	10
		3.	0	1	9	4	0	0	0	0	0	0	0	0	0	14
	20:00	1.	0	0	12	0	0	0	0	0	0	0	0	0	0	12
		3.	0	0	11	3	0	0	0	0	0	1	0	0	0	15
	20:30	1.	0	1	9	4	0	0	0	0	0	0	0	0	0	14
		3.	0	0	5	3	0	0	0	0	0	0	0	0	0	8
	21:00	1.	0	0	5	0	0	0	0	0	0	0	0	0	0	5
		3.	0	0	7	1	0	0	0	0	0	0	0	0	0	8
	21:30	1.	0	0	7	1	0	0	0	0	0	0	0	0	0	8
		3.	0	0	9	0	0	0	0	0	0	0	0	0	0	9
	22:00	1.	0	0	2	0	0	0	0	0	0	0	0	0	0	2
		3.	0	0	4	3	0	0	0	0	0	0	0	0	0	7
	22:30	1.	0	0	5	1	0	0	0	0	0	0	0	0	0	6
		3.	0	0	6	2	0	0	0	0	0	0	0	0	0	8
	23:00	1.	0	0	6	0	0	0	0	0	0	0	0	0	0	6
		3.	0	0	5	1	0	0	0	0	0	0	0	0	0	6
	23:30	1.	0	0	1	1	0	0	0	0	0	0	0	0	0	2
		3.	0	0	4	2	0	0	0	0	0	0	0	0	0	6
Daily Total :			0	4	778	178	5	4	5	3	6	6	1	0	0	990
Percent :			0%	0%	79%	18%	1%	0%	1%	0%	1%	1%	0%	0%	0%	
Average :			0	0	16	4	0	0	0	0	0	0	0	0	0	20

(DEFAULT)			#1	#2	#3	#4	#5	#6	#7	#8	#9	#10	#11	#12	#13	
			0.0 -	6.0 -	10.0 -	15.0 -	20.0 -	25.0 -	30.0 -	40.0 -	50.0 -	60.0 -	70.0 -	80.0 -		
Date	Time	Lane	5.9'	9.9'	14.9'	19.9'	24.9'	29.9'	39.9'	49.9'	59.9'	69.9'	79.9'	89.9'	Other	Total
03/18/18	00:00	1.	0	0	0	0	0	0	0	0	0	0	0	0	0	0
Sun		3.	0	0	2	2	0	0	0	0	0	0	0	0	0	4
	00:30	1.	0	0	1	0	0	0	0	0	0	0	0	0	0	1
		3.	0	0	4	1	0	0	0	0	0	0	0	0	0	5
	01:00	1.	0	0	1	0	0	0	0	0	0	0	0	0	0	1
		3.	0	0	2	0	0	0	0	0	0	0	0	0	0	2
	01:30	1.	0	0	1	0	0	0	0	0	0	0	0	0	0	1
		3.	0	0	1	1	0	0	0	0	0	0	0	0	0	2
	02:00	1.	0	0	2	1	0	0	0	0	0	0	0	0	0	3
		3.	0	0	0	0	0	0	0	0	0	0	0	0	0	0
	02:30	1.	0	0	0	0	0	0	0	0	0	0	0	0	0	0
		3.	0	0	2	0	0	0	0	0	0	0	0	0	0	2
	03:00	1.	0	0	1	0	0	0	0	0	0	0	0	0	0	1
		3.	0	0	0	0	0	0	0	0	0	0	0	0	0	0
	03:30	1.	0	0	2	1	0	0	0	0	0	0	0	0	0	3
		3.	0	0	0	0	0	0	0	0	0	0	0	0	0	0
	04:00	1.	0	0	0	0	0	0	0	0	0	0	0	0	0	0
		3.	0	0	0	0	0	0	0	0	0	0	0	0	0	0
	04:30	1.	0	0	0	0	0	0	0	0	0	0	0	0	0	0
		3.	0	0	0	0	0	0	0	0	0	0	0	0	0	0
	05:00	1.	0	0	0	0	0	0	0	0	0	0	0	0	0	0
		3.	0	0	0	0	0	0	0	0	0	0	0	0	0	0
	05:30	1.	0	0	3	0	0	0	0	0	0	0	0	0	0	3
		3.	0	0	3	0	0	0	0	0	0	0	0	0	0	3
	06:00	1.	0	0	2	2	0	0	0	0	0	0	0	0	0	4
		3.	0	0	0	0	0	0	0	0	0	0	0	0	0	0
	06:30	1.	0	0	1	0	0	0	0	0	0	0	0	0	0	1
		3.	0	0	0	0	0	1	0	0	0	0	0	0	0	1
	07:00	1.	0	0	5	0	0	0	0	0	0	0	0	0	0	5
		3.	0	0	1	0	0	0	0	0	0	0	0	0	0	1
	07:30	1.	0	0	3	0	0	0	0	0	0	0	0	0	0	3
		3.	0	0	2	1	0	0	0	0	0	0	0	0	0	3
	08:00	1.	0	1	7	4	0	0	0	0	0	0	0	0	0	12
		3.	0	0	0	0	0	0	0	0	0	0	0	0	0	0
	08:30	1.	0	0	11	1	0	0	0	0	0	0	0	0	0	12
		3.	0	0	4	4	0	0	0	0	0	0	0	0	0	8

(DEFAULT)			#1	#2	#3	#4	#5	#6	#7	#8	#9	#10	#11	#12	#13	
			0.0 -	6.0 -	10.0 -	15.0 -	20.0 -	25.0 -	30.0 -	40.0 -	50.0 -	60.0 -	70.0 -	80.0 -		
Date	Time	Lane	5.9'	9.9'	14.9'	19.9'	24.9'	29.9'	39.9'	49.9'	59.9'	69.9'	79.9'	89.9'	Other	Total
03/18/18	09:00	1.	0	1	12	2	0	0	1	0	0	0	0	0	0	16
Sun		3.	0	0	11	6	0	0	0	0	0	0	0	0	0	17
	09:30	1.	0	0	25	3	0	0	0	0	0	0	0	0	0	28
		3.	0	0	7	3	0	1	0	0	0	0	0	0	0	11
	10:00	1.	0	0	20	1	0	0	0	1	0	0	0	0	0	22
		3.	0	1	12	2	0	1	1	0	1	0	0	0	0	18
	10:30	1.	0	0	14	4	0	0	1	0	0	0	0	0	0	19
		3.	0	0	7	4	0	0	0	0	0	0	0	0	0	11
	11:00	1.	0	1	14	3	0	1	0	0	0	0	0	0	0	19
		3.	0	1	16	2	0	0	0	0	0	0	0	0	0	19
	11:30	1.	0	0	8	4	0	0	1	0	0	0	0	0	0	13
		3.	0	0	17	7	0	1	1	0	0	0	0	0	0	26
	12:00	1.	0	0	17	2	0	0	0	0	0	0	0	0	0	19
		3.	0	2	20	5	0	0	1	0	0	0	0	0	0	28
	12:30	1.	0	0	11	3	1	0	1	1	0	0	0	0	0	17
		3.	0	1	18	5	0	0	0	0	0	1	0	0	0	25
	13:00	1.	0	1	26	5	0	0	0	0	0	0	0	0	0	32
		3.	0	1	10	6	0	1	0	0	0	0	0	0	0	18
	13:30	1.	0	1	20	1	0	1	0	0	0	0	0	0	0	23
		3.	0	1	17	1	0	0	1	0	0	0	0	0	0	20
	14:00	1.	0	1	23	3	0	0	0	0	0	0	0	0	0	27
		3.	0	3	17	4	0	0	0	0	0	0	0	0	0	24
	14:30	1.	0	0	23	1	0	0	0	0	0	0	0	0	0	24
		3.	0	0	17	4	0	0	0	0	0	0	0	0	0	21
	15:00	1.	0	0	30	3	0	0	0	0	0	0	0	0	0	33
		3.	0	1	20	3	0	1	1	0	0	0	0	0	1	27
	15:30	1.	0	0	21	4	0	1	0	0	0	0	1	0	0	27
		3.	0	0	16	8	0	0	0	0	0	0	0	0	0	24
	16:00	1.	0	1	17	3	0	0	0	0	0	0	0	0	0	21
		3.	0	4	22	6	0	0	0	0	0	1	0	0	0	33
	16:30	1.	0	1	16	0	1	0	0	0	0	0	0	0	0	18
		3.	0	0	25	2	0	0	0	0	0	0	0	0	0	27
	17:00	1.	0	1	19	3	0	0	0	0	0	4	0	0	0	27
		3.	0	1	17	7	0	0	0	1	0	0	0	0	0	26
	17:30	1.	0	0	12	1	0	0	0	0	0	0	0	0	0	13
		3.	0	0	26	5	0	0	0	1	0	0	0	0	0	32

(DEFAULT)			#1	#2	#3	#4	#5	#6	#7	#8	#9	#10	#11	#12	#13	
			0.0 - 5.9'	6.0 - 9.9'	10.0 - 14.9'	15.0 - 19.9'	20.0 - 24.9'	25.0 - 29.9'	30.0 - 39.9'	40.0 - 49.9'	50.0 - 59.9'	60.0 - 69.9'	70.0 - 79.9'	80.0 - 89.9'	Other	Total
Date	Time	Lane														Total
03/18/18	18:00	1.	0	1	20	1	0	0	0	0	1	0	0	0	0	23
Sun		3.	0	1	23	2	0	0	0	1	0	1	0	0	0	28
	18:30	1.	0	1	10	3	0	0	0	0	0	0	0	0	0	14
		3.	0	1	28	4	0	1	0	0	0	0	0	0	0	34
	19:00	1.	0	1	12	1	0	0	0	0	0	0	0	0	0	14
		3.	0	0	20	8	0	0	0	0	0	0	0	0	0	28
	19:30	1.	0	0	12	1	0	0	0	0	0	0	0	0	0	13
		3.	0	1	17	6	0	0	0	0	0	0	0	0	0	24
	20:00	1.	0	0	11	3	0	0	0	0	0	0	0	0	0	14
		3.	0	0	11	3	0	0	0	0	0	0	0	0	0	14
	20:30	1.	0	0	5	1	0	0	0	0	0	0	0	0	0	6
		3.	0	0	11	1	0	0	0	0	0	0	0	0	0	12
	21:00	1.	0	0	10	0	0	0	0	0	0	0	0	0	0	10
		3.	0	0	12	1	0	0	0	0	0	0	0	0	0	13
	21:30	1.	0	0	4	1	0	0	0	0	0	0	0	0	0	5
		3.	0	0	6	0	0	0	0	0	0	0	0	0	0	6
	22:00	1.	0	0	3	1	0	0	0	0	0	0	0	0	0	4
		3.	0	0	1	0	0	0	0	0	0	0	0	0	0	1
	22:30	1.	0	0	2	1	0	0	0	0	0	0	0	0	0	3
		3.	0	0	2	1	0	0	0	0	0	0	0	0	0	3
	23:00	1.	0	0	2	0	0	0	0	0	0	0	0	0	0	2
		3.	0	0	4	0	0	0	0	0	0	0	0	0	0	4
	23:30	1.	0	0	2	1	0	0	0	0	0	0	0	0	0	3
		3.	0	0	1	0	0	0	0	0	0	0	0	0	0	1
Daily Total :			0	31	913	184	2	10	9	5	2	7	1	0	1	1165
Percent :			0%	3%	78%	16%	0%	1%	1%	0%	0%	1%	0%	0%	0%	
Average :			0	1	19	4	0	0	0	0	0	0	0	0	0	24

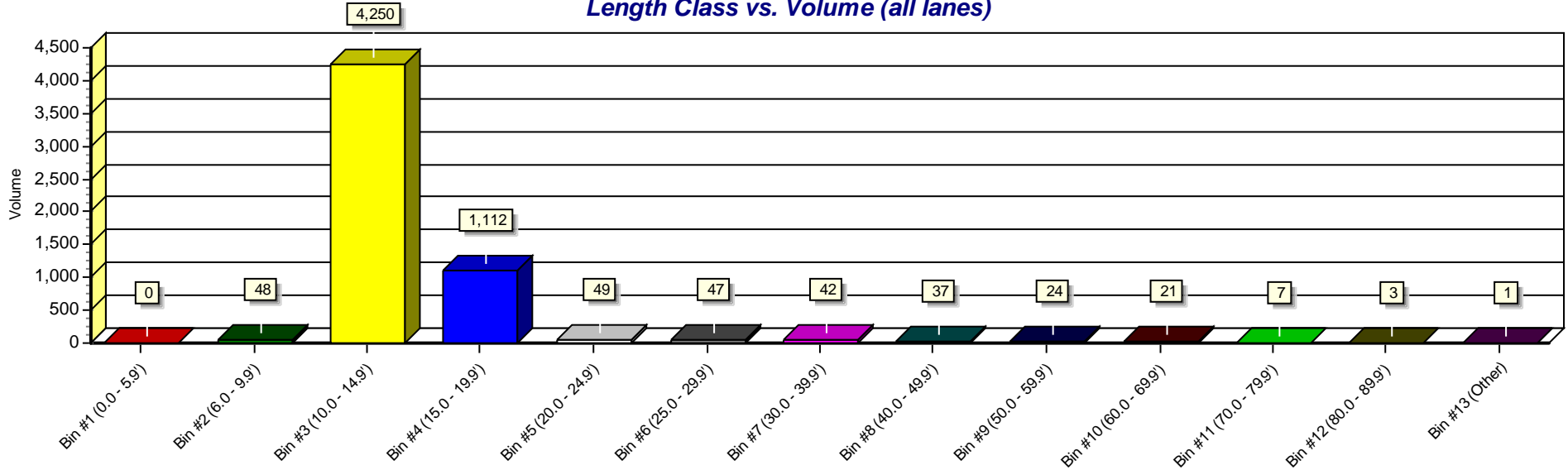
(DEFAULT)			#1	#2	#3	#4	#5	#6	#7	#8	#9	#10	#11	#12	#13	
			0.0 -	6.0 -	10.0 -	15.0 -	20.0 -	25.0 -	30.0 -	40.0 -	50.0 -	60.0 -	70.0 -	80.0 -		
Date	Time	Lane	5.9'	9.9'	14.9'	19.9'	24.9'	29.9'	39.9'	49.9'	59.9'	69.9'	79.9'	89.9'	Other	Total
03/19/18	00:00	1.	0	0	1	0	0	0	0	0	0	0	0	0	0	1
Mon		3.	0	0	1	1	0	0	0	0	0	0	0	0	0	2
	00:30	1.	0	0	1	0	0	0	0	0	0	0	0	0	0	1
		3.	0	0	1	0	0	0	0	0	0	0	0	0	0	1
	01:00	1.	0	0	1	1	0	0	0	0	0	0	0	0	0	2
		3.	0	0	1	0	0	0	0	0	0	0	0	0	0	1
	01:30	1.	0	0	1	0	0	0	0	0	0	0	0	0	0	1
		3.	0	0	1	1	0	0	0	0	0	0	0	0	0	2
	02:00	1.	0	0	1	0	0	0	0	0	0	0	0	0	0	1
		3.	0	0	0	0	0	0	0	0	0	0	0	0	0	0
	02:30	1.	0	0	0	0	0	0	0	0	0	0	0	0	0	0
		3.	0	0	0	0	0	0	0	0	0	0	0	0	0	0
	03:00	1.	0	0	0	0	0	0	0	0	0	0	0	0	0	0
		3.	0	0	2	0	0	0	0	0	0	0	0	0	0	2
	03:30	1.	0	0	0	0	0	0	0	0	0	0	0	0	0	0
		3.	0	0	0	0	0	0	0	0	0	0	0	0	0	0
	04:00	1.	0	0	1	0	0	0	0	0	0	0	0	0	0	1
		3.	0	0	0	0	0	0	0	0	0	0	0	0	0	0
	04:30	1.	0	0	3	0	0	0	0	0	0	0	0	0	0	3
		3.	0	0	1	0	1	0	0	0	0	0	0	0	0	2
	05:00	1.	0	0	3	2	0	0	0	0	0	0	0	0	0	5
		3.	0	0	0	0	0	0	0	0	0	0	0	0	0	0
	05:30	1.	0	0	2	2	0	0	0	0	0	0	0	0	0	4
		3.	0	0	2	0	0	1	0	0	0	0	0	0	0	3
	06:00	1.	0	0	4	1	0	0	0	0	0	0	0	0	0	5
		3.	0	0	1	0	0	0	0	0	0	0	0	0	0	1
	06:30	1.	0	0	6	7	0	0	0	0	0	0	0	0	0	13
		3.	0	0	2	1	0	0	0	0	0	0	0	0	0	3
	07:00	1.	0	0	22	2	0	0	0	1	0	0	0	0	0	25
		3.	0	0	10	4	0	1	0	1	1	0	0	0	0	17
	07:30	1.	0	0	28	6	0	0	1	3	0	0	0	0	0	38
		3.	0	0	17	9	0	1	1	1	0	0	0	0	0	29
	08:00	1.	0	0	19	5	0	0	0	1	0	1	0	0	0	26
		3.	0	0	15	8	0	1	0	0	0	0	0	0	0	24
	08:30	1.	0	0	20	2	1	1	0	0	1	1	0	0	0	26
		3.	0	0	16	7	0	0	0	0	0	0	0	0	0	23

(DEFAULT)			#1	#2	#3	#4	#5	#6	#7	#8	#9	#10	#11	#12	#13	
Date	Time	Lane	0.0 - 5.9'	6.0 - 9.9'	10.0 - 14.9'	15.0 - 19.9'	20.0 - 24.9'	25.0 - 29.9'	30.0 - 39.9'	40.0 - 49.9'	50.0 - 59.9'	60.0 - 69.9'	70.0 - 79.9'	80.0 - 89.9'	Other	Total
03/19/18	09:00	1.	0	0	11	2	0	0	1	0	0	0	0	0	0	14
Mon		3.	0	0	10	2	0	0	0	0	0	0	0	0	0	12
	09:30	1.	0	0	6	1	0	0	0	0	0	0	0	0	0	7
		3.	0	0	4	1	1	0	0	0	0	1	0	0	0	7
	10:00	1.	0	0	7	2	0	0	0	0	1	0	0	0	0	10
		3.	0	0	6	1	1	1	0	0	0	0	0	0	0	9
	10:30	1.	0	0	6	6	0	0	0	0	0	0	0	0	0	12
		3.	0	0	7	4	0	0	0	2	0	0	0	0	0	13
Daily Total :			0	0	240	78	4	6	3	9	3	3	0	0	0	346
Percent :			0%	0%	69%	23%	1%	2%	1%	3%	1%	1%	0%	0%	0%	
Average :			0	0	11	4	0	0	0	0	0	0	0	0	0	15

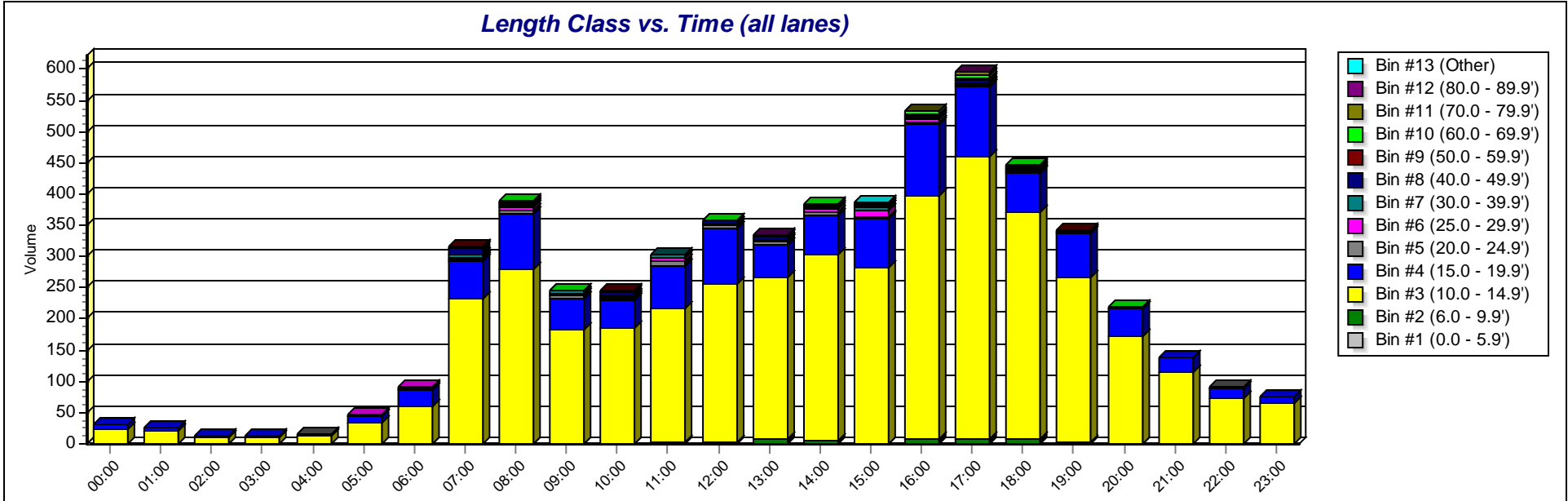
Basic Length Class Summary: Lanetown Rd North of Track

(DEFAULT)		#1	#2	#3	#4	#5	#6	#7	#8	#9	#10	#11	#12	#13	
		0.0 - 5.9'	6.0 - 9.9'	10.0 - 14.9'	15.0 - 19.9'	20.0 - 24.9'	25.0 - 29.9'	30.0 - 39.9'	40.0 - 49.9'	50.0 - 59.9'	60.0 - 69.9'	70.0 - 79.9'	80.0 - 89.9'	Other	Total
TOTAL COUNT :	#1.	0	20	2093	437	21	19	19	18	9	10	5	2	0	2653
	#3.	0	28	2157	675	28	28	23	19	15	11	2	1	1	2988
		0	48	4250	1112	49	47	42	37	24	21	7	3	1	5641
Percents :	#1.	0%	1%	79%	16%	1%	1%	1%	1%	0%	0%	0%	0%	0%	47%
	#3.	0%	1%	72%	23%	1%	1%	1%	1%	1%	0%	0%	0%	0%	53%
		0%	1%	75%	20%	1%	1%	1%	1%	0%	0%	0%	0%	0%	
Average :	#1.	0	0	9	2	0	0	0	0	0	0	0	0	0	11
	#3.	0	0	9	3	0	0	0	0	0	0	0	0	0	12
		0	0	18	5	0	0	0	0	0	0	0	0	0	23
Days & ADT :	#1.	5.0	530												
	#3.	5.0	597												
		5.0	1128												

Length Class vs. Volume (all lanes)



Length Class vs. Time (all lanes)



Basic Gap Classification Report: Lanetown Rd North

Lane Configuration

#	Dir.	Information	Vehicle Sensors	Sensor Spacing	Loop Length	Comment
1.			Ax-Ax	4.0 ft	6.0 ft	
3.			Ax-Ax	4.0 ft	6.0 ft	

Basic Gap Classification Data From: 11:00 - 03/14/2018 To: 10:59 - 03/19/2018

(DEFAULT)			#1	#2	#3	#4	#5	#6	#7	#8	Total
Date	Time	Lane	03.00	10.00	15.00	20.00	30.00	60.00	02:00	Other	
03/14/18	11:00	1.	0	1	0	0	1	2	3	6	13
Wed		3.	1	2	0	2	0	1	1	5	12
	11:30	1.	0	0	0	0	0	0	0	3	3
		3.	0	1	0	0	2	2	5	5	15
	12:00	1.	0	2	0	0	0	5	5	4	16
		3.	0	1	1	0	1	2	3	6	14
	12:30	1.	1	0	0	1	4	4	6	4	20
		3.	1	1	0	0	2	6	6	4	20
	13:00	1.	0	1	0	0	0	0	0	9	10
		3.	1	0	1	0	1	3	4	5	15
	13:30	1.	0	0	1	0	0	2	2	5	10
		3.	0	0	0	1	0	2	3	6	12
	14:00	1.	0	2	0	0	1	4	5	6	18
		3.	0	0	1	0	3	2	5	6	17
	14:30	1.	1	1	0	1	1	3	2	6	15
		3.	0	2	0	2	1	8	3	5	21
	15:00	1.	0	1	0	0	0	1	2	6	10
		3.	1	1	0	2	0	2	1	7	14
	15:30	1.	3	1	3	0	0	1	1	7	16
		3.	2	0	0	1	0	5	3	7	18
	16:00	1.	1	6	1	0	2	4	4	6	24
		3.	1	5	1	1	4	7	0	7	26
	16:30	1.	2	0	2	0	1	0	4	3	12
		3.	0	2	2	1	3	6	3	6	23
	17:00	1.	2	4	3	0	3	4	5	5	26

(DEFAULT)			#1	#2	#3	#4	#5	#6	#7	#8	
Date	Time	Lane	03.00	10.00	15.00	20.00	30.00	60.00	02:00	Other	Total
03/14/18	17:00	3.	0	3	2	4	4	10	7	4	34
Wed	17:30	1.	2	3	1	3	1	2	11	4	27
		3.	8	7	1	5	4	10	6	3	44
	18:00	1.	0	1	1	1	1	5	4	5	18
		3.	0	1	1	1	4	9	9	3	28
	18:30	1.	1	0	1	0	1	6	3	5	17
		3.	2	4	1	3	3	6	5	4	28
	19:00	1.	0	2	1	1	1	3	1	5	14
		3.	1	1	3	3	2	3	3	4	20
	19:30	1.	0	0	0	0	1	4	2	4	11
		3.	1	6	0	0	0	0	2	7	16
	20:00	1.	0	0	0	0	0	1	2	4	7
		3.	0	0	0	0	2	1	2	8	13
	20:30	1.	0	0	2	0	0	0	2	3	7
		3.	1	0	1	0	3	2	4	4	15
	21:00	1.	0	0	0	0	0	1	1	3	5
		3.	0	0	0	0	0	1	1	5	7
	21:30	1.	0	0	0	0	0	0	0	4	4
		3.	0	0	2	0	0	1	1	4	8
	22:00	1.	0	0	0	0	0	1	0	4	5
		3.	0	0	0	0	0	1	0	5	6
	22:30	1.	0	1	0	0	0	0	0	1	2
		3.	0	0	1	0	0	0	1	2	4
	23:00	1.	0	0	0	0	0	0	1	1	2
		3.	0	0	0	0	0	0	0	1	1
	23:30	1.	0	0	0	0	0	0	0	1	1
		3.	0	0	0	0	0	0	0	4	4
Daily Total :			33	63	34	33	57	143	144	241	748
Percent :			4%	8%	5%	4%	8%	19%	19%	32%	
Average :			1	2	1	1	2	6	6	9	28

(DEFAULT)			#1	#2	#3	#4	#5	#6	#7	#8	
Date	Time	Lane	03.00	10.00	15.00	20.00	30.00	60.00	02:00	Other	Total
03/15/18	00:00	1.	0	0	0	0	0	0	0	1	1
Thu		3.	0	0	0	0	0	0	0	0	0
	00:30	1.	0	0	0	0	0	0	0	1	1
		3.	0	0	0	0	0	0	0	0	0
	01:00	1.	0	0	0	0	0	0	0	1	1
		3.	0	0	0	0	0	0	0	1	1
	01:30	1.	0	0	0	0	0	0	0	0	0
		3.	0	0	0	0	0	0	0	2	2
	02:00	1.	0	0	0	0	0	0	0	0	0
		3.	0	0	0	0	0	0	0	2	2
	02:30	1.	0	0	0	0	0	0	0	0	0
		3.	0	0	0	0	0	0	0	0	0
	03:00	1.	0	0	0	0	0	0	0	0	0
		3.	0	0	0	0	0	0	0	0	0
	03:30	1.	0	0	0	0	0	0	0	1	1
		3.	0	0	0	0	0	0	0	0	0
	04:00	1.	0	0	0	0	0	0	0	1	1
		3.	0	0	0	0	0	0	0	0	0
	04:30	1.	0	0	0	0	0	0	1	3	4
		3.	0	0	0	0	0	0	0	0	0
	05:00	1.	0	0	0	0	0	0	0	6	6
		3.	0	0	0	0	0	0	0	0	0
	05:30	1.	0	0	0	1	0	0	0	3	4
		3.	0	0	0	0	0	0	0	2	2
	06:00	1.	0	0	0	0	0	2	0	3	5
		3.	0	0	0	0	0	1	1	2	4
	06:30	1.	0	1	1	1	1	2	3	5	14
		3.	0	0	0	0	0	0	1	5	6
	07:00	1.	2	3	2	0	3	2	4	6	22
		3.	0	0	0	0	1	0	0	4	5
	07:30	1.	1	6	3	3	1	7	7	4	32
		3.	1	4	0	0	1	4	10	4	24
	08:00	1.	0	2	4	1	2	4	4	5	22
		3.	2	5	4	5	7	8	8	2	41
	08:30	1.	1	4	2	1	2	6	4	6	26
		3.	1	3	0	0	1	9	7	4	25
	09:00	1.	0	2	1	0	1	0	1	5	10

(DEFAULT)			#1	#2	#3	#4	#5	#6	#7	#8	
Date	Time	Lane	03.00	10.00	15.00	20.00	30.00	60.00	02:00	Other	Total
03/15/18	09:00	3.	1	0	0	0	1	0	4	5	11
Thu	09:30	1.	2	1	0	0	0	1	2	5	11
		3.	0	0	1	0	0	0	0	7	8
	10:00	1.	0	0	0	0	0	1	1	3	5
		3.	0	0	1	0	1	1	2	6	11
	10:30	1.	1	1	0	1	1	1	1	5	11
		3.	0	1	0	0	1	2	0	9	13
	11:00	1.	0	0	0	2	1	4	1	7	15
		3.	0	2	1	0	1	3	2	5	14
	11:30	1.	0	2	0	1	1	0	1	6	11
		3.	0	1	0	0	1	2	1	7	12
	12:00	1.	1	0	0	0	1	6	3	5	16
		3.	0	0	0	0	0	1	4	3	8
	12:30	1.	0	1	0	0	2	1	1	7	12
		3.	0	0	0	1	3	3	5	6	18
	13:00	1.	0	0	1	0	0	1	3	4	9
		3.	0	1	0	0	1	0	2	8	12
	13:30	1.	0	1	0	0	0	4	1	5	11
		3.	0	2	1	1	2	5	6	4	21
	14:00	1.	0	0	1	0	3	3	3	7	17
		3.	0	0	0	1	0	1	2	6	10
	14:30	1.	0	2	3	2	0	1	5	6	19
		3.	0	2	1	2	1	5	4	4	19
	15:00	1.	1	1	1	0	0	2	3	7	15
		3.	1	2	1	2	2	3	3	7	21
	15:30	1.	1	0	0	0	1	4	3	7	16
		3.	2	2	1	0	3	8	8	4	28
	16:00	1.	3	3	0	0	5	6	5	3	25
		3.	2	8	1	3	2	10	6	5	37
	16:30	1.	1	3	2	0	1	3	6	4	20
		3.	2	7	6	0	7	11	2	5	40
	17:00	1.	1	5	4	1	4	7	8	3	33
		3.	4	4	0	1	2	10	4	5	30
	17:30	1.	1	4	4	1	2	10	11	3	36
		3.	2	5	5	1	4	10	10	2	39
	18:00	1.	3	3	1	2	1	2	7	5	24
		3.	3	4	0	2	3	5	6	3	26

(DEFAULT)			#1	#2	#3	#4	#5	#6	#7	#8	
Date	Time	Lane	03.00	10.00	15.00	20.00	30.00	60.00	02:00	Other	Total
03/15/18	18:30	1.	0	0	1	0	0	5	2	5	13
Thu		3.	1	3	1	2	1	3	2	7	20
	19:00	1.	0	1	0	0	0	2	3	4	10
		3.	1	4	4	1	4	3	9	4	30
	19:30	1.	0	3	0	0	2	1	3	6	15
		3.	1	3	1	2	4	6	7	3	27
	20:00	1.	0	0	0	0	0	2	1	4	7
		3.	2	0	2	0	0	3	5	5	17
	20:30	1.	0	0	0	0	0	0	0	5	5
		3.	0	1	0	3	0	1	2	6	13
	21:00	1.	0	0	0	0	0	0	2	3	5
		3.	0	0	0	0	0	1	1	4	6
	21:30	1.	0	0	0	0	0	0	1	2	3
		3.	0	0	0	0	0	1	0	2	3
	22:00	1.	0	0	0	0	0	1	3	3	7
		3.	0	0	0	0	0	0	0	3	3
	22:30	1.	0	0	0	0	0	0	0	1	1
		3.	0	0	0	0	0	0	1	1	2
	23:00	1.	0	1	0	0	0	1	0	2	4
		3.	0	0	0	0	0	0	0	1	1
	23:30	1.	0	0	0	0	0	0	0	2	2
		3.	0	0	0	0	0	1	0	4	5
Daily Total :			45	114	62	44	89	213	229	349	1145
Percent :			4%	10%	5%	4%	8%	19%	20%	30%	
Average :			1	2	1	1	2	4	5	7	23

(DEFAULT)		#1	#2	#3	#4	#5	#6	#7	#8		
Date	Time	Lane	03.00	10.00	15.00	20.00	30.00	60.00	02:00	Other	Total
03/16/18	00:00	1.	1	0	0	0	0	0	0	1	2
Fri		3.	0	0	0	0	0	0	0	2	2
	00:30	1.	0	0	0	0	0	0	0	2	2
		3.	0	0	0	0	0	0	0	0	0
	01:00	1.	0	0	0	0	0	0	0	1	1
		3.	0	0	0	0	0	0	0	0	0
	01:30	1.	0	0	0	0	0	0	0	0	0
		3.	0	0	0	0	0	0	0	0	0
	02:00	1.	0	0	0	0	0	0	0	0	0
		3.	0	0	0	0	0	0	0	2	2
	02:30	1.	0	0	0	0	0	0	0	0	0
		3.	0	0	0	0	0	0	0	0	0
	03:00	1.	0	0	0	0	0	0	0	0	0
		3.	0	0	0	0	0	0	0	0	0
	03:30	1.	0	0	0	0	0	0	0	1	1
		3.	0	0	0	0	0	0	0	1	1
	04:00	1.	0	0	0	0	0	0	0	3	3
		3.	0	0	0	0	0	0	0	0	0
	04:30	1.	0	0	0	0	0	0	0	0	0
		3.	0	0	0	0	0	0	0	1	1
	05:00	1.	0	0	0	0	0	2	0	4	6
		3.	0	0	0	0	0	0	0	1	1
	05:30	1.	0	0	0	0	0	0	1	2	3
		3.	0	0	0	0	0	0	0	1	1
	06:00	1.	0	1	0	0	0	1	2	5	9
		3.	0	0	0	0	0	0	0	3	3
	06:30	1.	0	0	0	0	0	1	2	7	10
		3.	0	0	0	0	0	0	0	4	4
	07:00	1.	1	2	2	1	6	10	3	4	29
		3.	0	1	0	0	0	1	2	5	9
	07:30	1.	0	8	4	6	3	12	3	4	40
		3.	1	0	1	1	2	6	2	5	18
	08:00	1.	0	2	1	2	4	2	6	6	23
		3.	1	2	5	3	2	5	8	3	29
	08:30	1.	1	2	4	0	4	5	11	2	29
		3.	1	3	0	3	3	5	4	6	25
	09:00	1.	1	0	1	1	2	0	5	8	18

(DEFAULT)		#1	#2	#3	#4	#5	#6	#7	#8		
Date	Time	Lane	03.00	10.00	15.00	20.00	30.00	60.00	02:00	Other	Total
03/16/18	09:00	3.	1	0	0	0	0	4	4	7	16
Fri	09:30	1.	0	0	0	0	0	0	3	4	7
		3.	0	0	0	0	0	1	4	3	8
10:00	1.	0	1	0	0	0	0	1	5	7	
	3.	0	0	1	0	1	0	2	7	11	
10:30	1.	0	1	0	0	0	1	3	5	10	
	3.	0	0	0	0	0	2	1	5	8	
11:00	1.	0	3	0	0	1	3	5	5	17	
	3.	0	2	0	1	3	3	0	8	17	
11:30	1.	0	0	0	1	0	2	1	5	9	
	3.	1	3	1	1	1	5	4	6	22	
12:00	1.	1	0	0	0	0	1	4	5	11	
	3.	2	2	0	0	2	3	6	4	19	
12:30	1.	0	3	2	1	0	4	6	5	21	
	3.	0	2	1	1	3	4	5	5	21	
13:00	1.	0	2	0	0	1	4	5	5	17	
	3.	2	1	1	0	1	5	6	3	19	
13:30	1.	1	0	0	0	0	2	3	5	11	
	3.	0	1	2	1	1	3	2	4	14	
14:00	1.	0	2	0	0	0	1	7	6	16	
	3.	1	0	1	0	1	1	7	6	17	
14:30	1.	3	1	1	0	5	2	3	6	21	
	3.	0	1	1	0	2	2	6	4	16	
15:00	1.	0	0	0	0	1	3	4	5	13	
	3.	1	3	0	1	0	4	2	8	19	
15:30	1.	2	2	0	0	1	2	1	9	17	
	3.	2	2	2	2	1	5	5	6	25	
16:00	1.	2	3	3	2	7	9	5	3	34	
	3.	2	3	5	2	5	11	11	0	39	
16:30	1.	0	2	3	1	3	1	1	8	19	
	3.	8	6	3	6	4	4	6	6	43	
17:00	1.	0	3	1	0	4	5	8	4	25	
	3.	2	4	4	2	3	14	6	3	38	
17:30	1.	4	2	2	3	4	7	8	2	32	
	3.	4	4	2	3	7	10	8	2	40	
18:00	1.	0	4	1	0	4	7	8	3	27	
	3.	4	5	3	4	2	5	4	5	32	

(DEFAULT)			#1	#2	#3	#4	#5	#6	#7	#8	
Date	Time	Lane	03.00	10.00	15.00	20.00	30.00	60.00	02:00	Other	Total
03/16/18	18:30	1.	0	4	1	2	0	10	4	4	25
Fri		3.	1	1	1	0	1	5	5	5	19
	19:00	1.	0	1	0	1	0	1	3	6	12
		3.	1	4	0	0	3	1	9	6	24
	19:30	1.	1	0	0	0	1	0	3	4	9
		3.	0	1	1	0	2	5	9	3	21
	20:00	1.	0	1	0	0	0	1	5	5	12
		3.	0	0	0	1	1	0	3	5	10
	20:30	1.	0	0	1	0	0	0	1	5	7
		3.	0	0	0	0	0	7	1	3	11
	21:00	1.	0	1	0	1	0	0	1	4	7
		3.	0	2	0	1	0	1	1	4	9
	21:30	1.	0	1	0	1	0	0	2	5	9
		3.	0	0	0	0	2	1	1	5	9
	22:00	1.	0	0	0	0	0	0	0	3	3
		3.	0	0	0	1	1	0	4	3	9
	22:30	1.	1	2	0	0	0	1	0	4	8
		3.	0	0	0	0	0	0	3	4	7
	23:00	1.	0	0	0	0	0	0	0	3	3
		3.	0	1	0	0	0	1	1	5	8
	23:30	1.	0	0	0	1	1	0	1	3	6
		3.	0	0	0	0	0	1	1	7	9
Daily Total :			54	108	62	58	106	225	272	362	1247
Percent :			4%	9%	5%	5%	9%	18%	22%	29%	
Average :			1	2	1	1	2	5	6	8	26

(DEFAULT)		#1	#2	#3	#4	#5	#6	#7	#8		
Date	Time	Lane	03.00	10.00	15.00	20.00	30.00	60.00	02:00	Other	Total
03/17/18	00:00	1.	0	0	0	0	0	0	0	2	2
Sat		3.	0	0	0	1	0	0	0	3	4
	00:30	1.	0	0	0	0	0	0	0	1	1
		3.	0	0	0	0	0	0	0	2	2
	01:00	1.	0	0	0	0	0	0	0	4	4
		3.	0	0	0	0	0	0	0	2	2
	01:30	1.	0	0	0	0	0	0	0	1	1
		3.	0	0	0	0	0	0	0	1	1
	02:00	1.	0	0	0	0	0	0	0	2	2
		3.	0	0	0	0	0	0	0	1	1
	02:30	1.	0	0	0	0	0	0	0	0	0
		3.	0	0	0	0	0	0	0	0	0
	03:00	1.	0	0	0	0	0	0	0	0	0
		3.	0	0	0	0	0	0	0	2	2
	03:30	1.	0	0	0	0	0	0	0	0	0
		3.	0	0	0	0	0	0	0	1	1
	04:00	1.	0	0	0	0	0	0	0	1	1
		3.	0	0	0	0	0	0	0	0	0
	04:30	1.	0	0	0	0	0	0	0	0	0
		3.	0	0	0	0	0	0	0	0	0
	05:00	1.	0	0	0	0	0	0	0	0	0
		3.	0	0	0	0	0	0	0	1	1
	05:30	1.	0	0	0	0	0	0	0	1	1
		3.	0	0	0	0	0	0	1	2	3
	06:00	1.	0	0	0	0	0	0	0	3	3
		3.	0	0	0	0	0	0	0	0	0
	06:30	1.	0	0	0	0	0	1	0	2	3
		3.	0	0	0	0	0	0	0	2	2
	07:00	1.	0	1	0	0	0	0	0	3	4
		3.	0	0	0	0	0	0	0	3	3
	07:30	1.	0	0	0	0	0	0	1	3	4
		3.	0	0	0	0	0	0	0	4	4
	08:00	1.	0	0	0	0	0	1	1	5	7
		3.	0	0	0	0	0	1	3	5	9
	08:30	1.	0	1	1	0	0	0	4	5	11
		3.	0	0	0	0	1	1	3	6	11
	09:00	1.	0	1	0	1	1	2	3	5	13

(DEFAULT)		#1	#2	#3	#4	#5	#6	#7	#8	Total	
Date	Time	Lane	03.00	10.00	15.00	20.00	30.00	60.00	02:00	Other	Total
03/17/18	09:00	3.	0	0	0	0	0	0	1	3	4
Sat	09:30	1.	0	2	1	0	2	1	3	5	14
		3.	1	0	0	0	1	3	4	5	14
	10:00	1.	0	1	0	0	2	1	1	6	11
		3.	0	0	0	0	0	1	4	3	8
	10:30	1.	0	0	0	1	3	4	4	3	15
		3.	1	3	2	1	1	2	5	6	21
	11:00	1.	1	0	1	0	0	3	2	7	14
		3.	0	0	0	0	1	2	2	8	13
	11:30	1.	1	3	0	0	0	1	8	7	20
		3.	0	4	1	1	2	3	2	7	20
	12:00	1.	0	0	1	2	2	2	1	8	16
		3.	0	4	1	0	0	5	5	4	19
	12:30	1.	1	1	3	0	0	4	8	4	21
		3.	0	0	2	2	2	3	4	4	17
	13:00	1.	1	2	1	0	1	3	4	6	18
		3.	2	1	0	0	2	6	10	3	24
	13:30	1.	0	1	1	2	1	1	3	6	15
		3.	3	1	3	0	1	6	4	6	24
	14:00	1.	1	1	1	2	1	2	2	7	17
		3.	2	5	0	0	3	5	11	2	28
	14:30	1.	1	2	1	0	1	3	3	5	16
		3.	2	1	1	0	3	5	3	5	20
	15:00	1.	0	1	1	2	0	0	2	5	11
		3.	1	1	0	0	1	1	5	6	15
	15:30	1.	1	1	1	1	1	6	4	6	21
		3.	1	1	1	1	1	2	4	6	17
	16:00	1.	0	1	2	0	0	4	3	6	16
		3.	0	4	4	1	3	9	3	6	30
	16:30	1.	0	10	1	1	1	5	11	2	31
		3.	2	0	0	0	2	3	3	6	16
	17:00	1.	1	4	2	1	0	4	6	4	22
		3.	1	1	0	0	1	4	6	4	17
	17:30	1.	0	2	1	0	1	5	5	7	21
		3.	4	3	2	2	3	12	5	3	34
	18:00	1.	3	2	1	0	1	4	7	4	22
		3.	0	1	2	3	3	3	4	5	21

(DEFAULT)			#1	#2	#3	#4	#5	#6	#7	#8	
Date	Time	Lane	03.00	10.00	15.00	20.00	30.00	60.00	02:00	Other	Total
03/17/18	18:30	1.	0	1	1	1	0	3	3	5	14
Sat		3.	0	0	1	0	1	2	3	7	14
	19:00	1.	0	1	0	0	0	2	1	6	10
		3.	0	2	1	0	2	5	4	6	20
	19:30	1.	0	1	1	1	0	0	2	5	10
		3.	0	0	0	2	1	2	4	5	14
	20:00	1.	0	1	1	0	2	2	2	4	12
		3.	0	3	0	0	0	0	5	7	15
	20:30	1.	0	1	1	1	1	2	3	5	14
		3.	0	0	1	0	0	0	0	7	8
	21:00	1.	0	1	0	0	0	0	1	3	5
		3.	0	1	0	0	1	1	1	4	8
	21:30	1.	0	1	0	0	0	0	1	6	8
		3.	1	0	1	0	1	1	0	5	9
	22:00	1.	0	0	0	0	0	0	0	2	2
		3.	0	1	0	0	0	0	2	4	7
	22:30	1.	0	0	0	0	0	0	1	5	6
		3.	0	0	0	0	2	1	1	4	8
	23:00	1.	0	0	0	0	0	0	1	5	6
		3.	0	0	0	0	0	0	2	4	6
	23:30	1.	0	0	0	0	0	0	0	2	2
		3.	0	0	0	0	0	1	0	5	6
Daily Total :			32	81	47	30	60	156	215	369	990
Percent :			3%	8%	5%	3%	6%	16%	22%	37%	
Average :			1	2	1	1	1	3	4	8	21

(DEFAULT)			#1	#2	#3	#4	#5	#6	#7	#8	
Date	Time	Lane	03.00	10.00	15.00	20.00	30.00	60.00	02:00	Other	Total
03/18/18	00:00	1.	0	0	0	0	0	0	0	0	0
Sun		3.	0	1	0	0	0	1	0	2	4
	00:30	1.	0	0	0	0	0	0	0	1	1
		3.	1	1	0	0	0	0	0	3	5
	01:00	1.	0	0	0	0	0	0	0	1	1
		3.	0	0	0	0	0	0	0	2	2
	01:30	1.	0	0	0	0	0	0	0	1	1
		3.	0	0	0	0	0	0	0	2	2
	02:00	1.	0	0	0	0	0	0	0	3	3
		3.	0	0	0	0	0	0	0	0	0
	02:30	1.	0	0	0	0	0	0	0	0	0
		3.	0	0	0	0	0	0	0	2	2
	03:00	1.	0	0	0	0	0	0	0	1	1
		3.	0	0	0	0	0	0	0	0	0
	03:30	1.	0	0	0	0	0	0	0	3	3
		3.	0	0	0	0	0	0	0	0	0
	04:00	1.	0	0	0	0	0	0	0	0	0
		3.	0	0	0	0	0	0	0	0	0
	04:30	1.	0	0	0	0	0	0	0	0	0
		3.	0	0	0	0	0	0	0	0	0
	05:00	1.	0	0	0	0	0	0	0	0	0
		3.	0	0	0	0	0	0	0	0	0
	05:30	1.	0	1	0	0	0	0	0	2	3
		3.	0	0	0	0	0	0	2	1	3
	06:00	1.	0	0	0	0	0	0	0	4	4
		3.	0	0	0	0	0	0	0	0	0
	06:30	1.	0	0	0	0	0	0	0	1	1
		3.	0	0	0	0	0	0	0	1	1
	07:00	1.	0	0	0	0	1	0	1	3	5
		3.	0	0	0	0	0	0	0	1	1
	07:30	1.	0	0	0	0	0	0	1	2	3
		3.	0	0	0	0	0	0	0	3	3
	08:00	1.	0	0	0	0	1	4	1	6	12
		3.	0	0	0	0	0	0	0	0	0
	08:30	1.	0	0	1	0	0	1	2	8	12
		3.	0	0	0	0	1	1	1	5	8
	09:00	1.	0	2	1	0	0	4	2	7	16

(DEFAULT)			#1	#2	#3	#4	#5	#6	#7	#8	
Date	Time	Lane	03.00	10.00	15.00	20.00	30.00	60.00	02:00	Other	Total
03/18/18	09:00	3.	0	1	1	0	2	3	6	4	17
Sun	09:30	1.	1	3	3	2	4	7	3	5	28
		3.	0	0	0	0	0	1	2	8	11
	10:00	1.	0	3	1	0	1	5	7	5	22
		3.	0	1	1	0	2	2	6	6	18
	10:30	1.	1	2	1	0	1	4	5	5	19
		3.	0	1	0	1	0	0	4	5	11
	11:00	1.	0	1	1	1	1	6	5	4	19
		3.	4	1	0	0	1	2	4	7	19
	11:30	1.	0	1	0	1	2	2	0	7	13
		3.	5	4	1	2	1	3	6	4	26
	12:00	1.	0	3	0	1	1	4	5	5	19
		3.	1	2	1	5	2	8	7	2	28
	12:30	1.	0	2	1	1	1	5	2	5	17
		3.	1	4	1	3	0	4	5	7	25
	13:00	1.	2	3	2	2	3	6	13	1	32
		3.	1	0	0	1	2	5	3	6	18
	13:30	1.	1	1	2	2	1	8	4	4	23
		3.	1	2	0	1	3	2	6	5	20
	14:00	1.	2	4	3	1	2	3	7	5	27
		3.	2	3	0	1	3	6	4	5	24
	14:30	1.	1	1	3	3	2	7	6	1	24
		3.	1	2	0	1	3	7	2	5	21
	15:00	1.	2	9	3	2	4	6	3	4	33
		3.	1	3	3	1	5	4	6	4	27
	15:30	1.	0	4	0	4	3	3	9	4	27
		3.	1	1	2	0	2	8	4	6	24
	16:00	1.	2	1	1	0	3	4	4	6	21
		3.	4	5	1	1	3	7	9	3	33
	16:30	1.	1	4	0	0	1	4	3	5	18
		3.	2	4	2	3	1	4	9	2	27
	17:00	1.	1	6	0	2	0	6	8	4	27
		3.	0	2	2	2	3	5	8	4	26
	17:30	1.	0	0	0	1	0	2	5	5	13
		3.	1	3	1	2	4	13	5	3	32
	18:00	1.	0	2	2	1	3	3	9	3	23
		3.	5	4	0	0	0	4	10	5	28

(DEFAULT)			#1	#2	#3	#4	#5	#6	#7	#8	
Date	Time	Lane	03.00	10.00	15.00	20.00	30.00	60.00	02:00	Other	Total
03/18/18	18:30	1.	0	2	0	1	1	1	3	6	14
Sun		3.	1	9	4	1	1	6	8	4	34
	19:00	1.	0	3	0	1	0	1	6	3	14
		3.	1	3	3	1	4	5	6	5	28
	19:30	1.	1	2	0	0	0	0	3	7	13
		3.	1	3	2	0	1	7	8	2	24
	20:00	1.	0	2	0	1	1	2	2	6	14
		3.	0	1	0	0	1	1	4	7	14
	20:30	1.	0	0	0	0	0	0	0	6	6
		3.	0	0	2	2	0	1	1	6	12
	21:00	1.	0	0	0	2	1	1	1	5	10
		3.	1	1	0	0	0	2	2	7	13
	21:30	1.	0	0	0	0	0	0	0	5	5
		3.	0	0	0	0	0	0	2	4	6
	22:00	1.	0	0	0	0	0	0	1	3	4
		3.	0	0	0	0	0	0	0	1	1
	22:30	1.	0	0	0	0	0	0	0	3	3
		3.	0	0	0	0	0	1	0	2	3
	23:00	1.	0	0	0	0	0	0	0	2	2
		3.	0	0	0	0	0	0	2	2	4
	23:30	1.	0	0	0	0	0	0	0	3	3
		3.	0	0	0	0	0	0	0	1	1
Daily Total :			50	124	52	57	83	212	263	324	1165
Percent :			4%	11%	4%	5%	7%	18%	23%	28%	
Average :			1	3	1	1	2	4	5	7	24

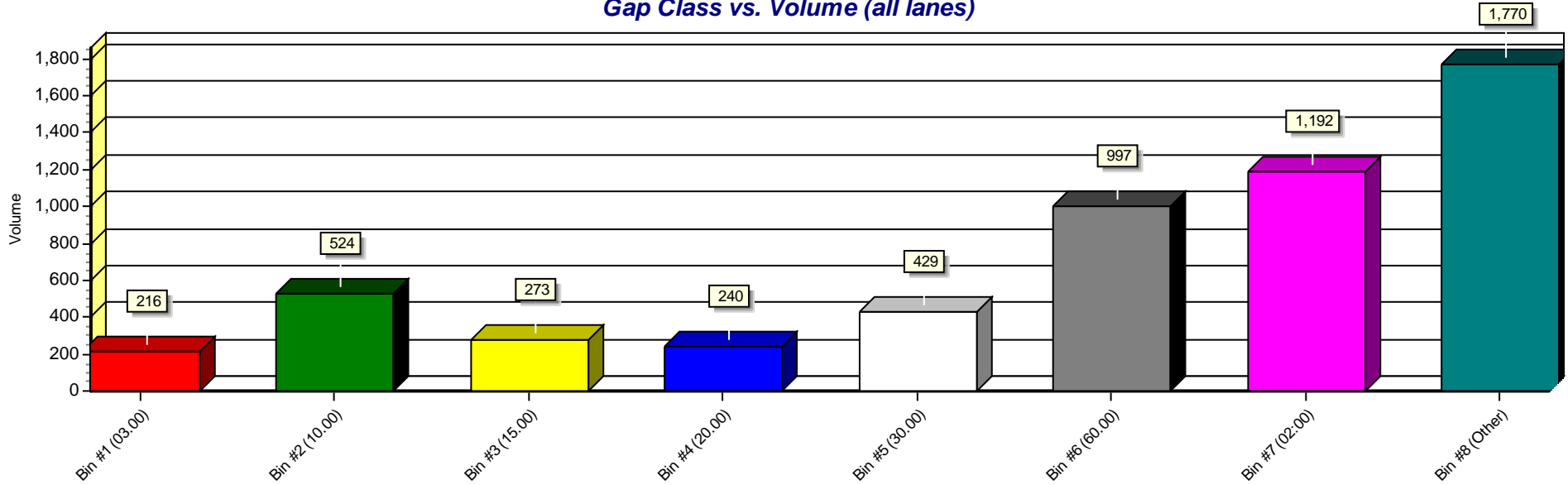
(DEFAULT)		#1	#2	#3	#4	#5	#6	#7	#8		
Date	Time	Lane	03.00	10.00	15.00	20.00	30.00	60.00	02:00	Other	Total
03/19/18	00:00	1.	0	0	0	0	0	0	0	1	1
Mon		3.	0	0	0	0	0	1	0	1	2
	00:30	1.	0	0	0	0	0	0	0	1	1
		3.	0	0	0	0	0	0	0	1	1
	01:00	1.	0	0	0	0	0	0	0	2	2
		3.	0	0	0	0	0	0	0	1	1
	01:30	1.	0	0	0	0	0	0	0	1	1
		3.	0	0	0	0	0	0	0	2	2
	02:00	1.	0	0	0	0	0	0	0	1	1
		3.	0	0	0	0	0	0	0	0	0
	02:30	1.	0	0	0	0	0	0	0	0	0
		3.	0	0	0	0	0	0	0	0	0
	03:00	1.	0	0	0	0	0	0	0	0	0
		3.	0	0	0	0	0	0	0	2	2
	03:30	1.	0	0	0	0	0	0	0	0	0
		3.	0	0	0	0	0	0	0	0	0
	04:00	1.	0	0	0	0	0	0	0	1	1
		3.	0	0	0	0	0	0	0	0	0
	04:30	1.	0	0	0	0	0	0	0	3	3
		3.	0	0	0	0	0	0	0	2	2
	05:00	1.	0	0	0	0	0	1	0	4	5
		3.	0	0	0	0	0	0	0	0	0
	05:30	1.	0	0	0	0	0	0	0	4	4
		3.	0	1	0	0	0	0	0	2	3
	06:00	1.	0	0	0	0	0	0	1	4	5
		3.	0	0	0	0	0	0	0	1	1
	06:30	1.	0	0	0	1	1	1	5	5	13
		3.	0	0	0	0	0	0	0	3	3
	07:00	1.	0	2	1	0	3	8	5	6	25
		3.	0	3	3	2	0	0	3	6	17
	07:30	1.	0	7	4	1	9	5	8	4	38
		3.	0	4	0	5	6	4	4	6	29
	08:00	1.	1	4	1	1	4	5	5	5	26
		3.	1	2	1	0	4	9	4	3	24
	08:30	1.	0	2	1	0	3	6	10	4	26
		3.	0	3	2	4	0	3	4	7	23
	09:00	1.	0	2	0	0	2	2	3	5	14

(DEFAULT)			#1	#2	#3	#4	#5	#6	#7	#8	
Date	Time	Lane	03.00	10.00	15.00	20.00	30.00	60.00	02:00	Other	Total
03/19/18	09:00	3.	0	0	1	1	1	0	4	5	12
Mon	09:30	1.	0	0	0	2	0	0	1	4	7
		3.	0	1	0	0	0	0	2	4	7
	10:00	1.	0	1	0	0	0	0	2	7	10
		3.	0	0	1	0	0	0	3	5	9
	10:30	1.	0	2	0	0	0	0	5	5	12
		3.	0	0	1	1	1	3	0	7	13
Daily Total :			2	34	16	18	34	48	69	125	346
Percent :			1%	10%	5%	5%	10%	14%	20%	36%	
Average :			0	2	1	1	2	2	3	6	17

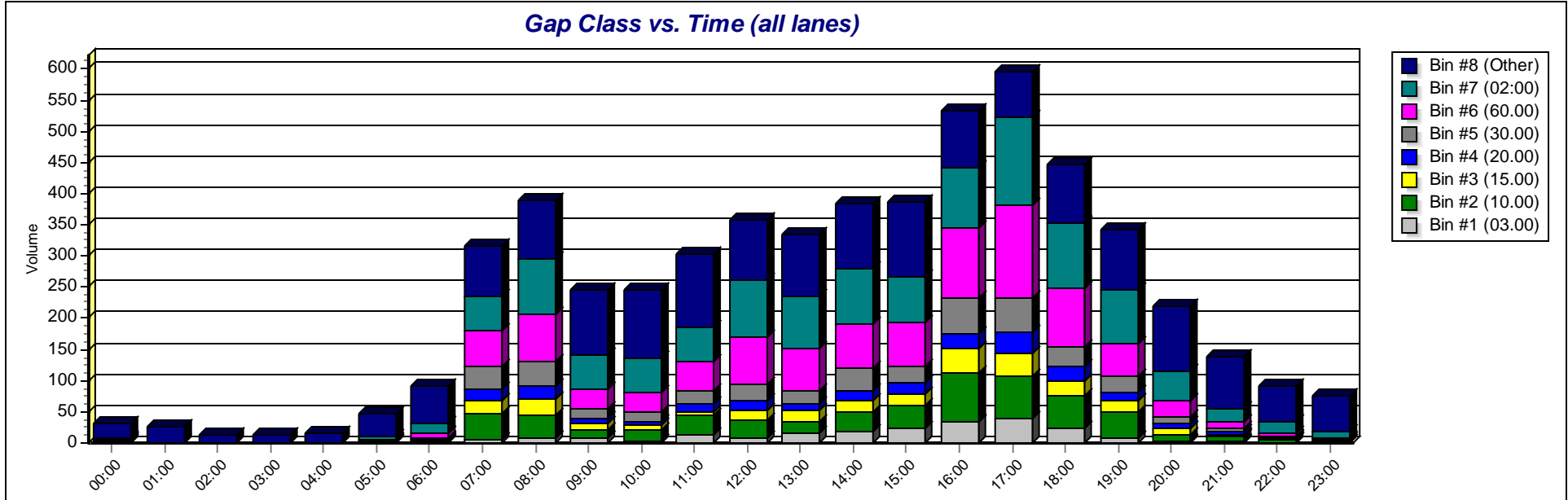
Basic Gap Class Summary: Lanetown Rd North of Track

(DEFAULT)		#1	#2	#3	#4	#5	#6	#7	#8	
Description	Lane	03.00	10.00	15.00	20.00	30.00	60.00	02:00	Other	Total
TOTAL COUNT :	#1.	78	256	130	98	186	438	566	901	2653
	#3.	138	268	143	142	243	559	626	869	2988
		<u>216</u>	<u>524</u>	<u>273</u>	<u>240</u>	<u>429</u>	<u>997</u>	<u>1192</u>	<u>1770</u>	<u>5641</u>
Percents :	#1.	3%	10%	5%	4%	7%	17%	21%	34%	47%
	#3.	5%	9%	5%	5%	8%	19%	21%	29%	53%
		<u>4%</u>	<u>9%</u>	<u>5%</u>	<u>4%</u>	<u>8%</u>	<u>18%</u>	<u>21%</u>	<u>31%</u>	
Average :	#1.	0	1	1	0	1	2	2	4	11
	#3.	1	1	1	1	1	2	3	4	14
		<u>1</u>	<u>2</u>	<u>2</u>	<u>1</u>	<u>2</u>	<u>4</u>	<u>5</u>	<u>8</u>	<u>25</u>
Days & ADT :	#1.	5.0	530							
	#3.	5.0	597							
		<u>5.0</u>	<u>1128</u>							

Gap Class vs. Volume (all lanes)



Gap Class vs. Time (all lanes)



Basic Headway Classification Report: Lanetown Rd

Lane Configuration

#	Dir.	Information	Vehicle Sensors	Sensor Spacing	Loop Length	Comment
1.			Ax-Ax	4.0 ft	6.0 ft	
3.			Ax-Ax	4.0 ft	6.0 ft	

Basic Headway Classification Data From: 11:00 - 03/14/2018 To: 10:59 - 03/19/2018

(DEFAULT)			#1	#2	#3	#4	#5	#6	#7	#8	Total
Date	Time	Lane	03.00	10.00	15.00	20.00	30.00	60.00	02:00	Other	
03/14/18	11:00	1.	0	1	0	0	1	2	3	6	13
Wed		3.	1	2	0	2	0	1	1	5	12
	11:30	1.	0	0	0	0	0	0	0	3	3
		3.	0	1	0	0	2	2	5	5	15
	12:00	1.	0	2	0	0	0	5	5	4	16
		3.	0	1	1	0	1	2	3	6	14
	12:30	1.	1	0	0	1	4	4	6	4	20
		3.	1	1	0	0	2	6	6	4	20
	13:00	1.	0	1	0	0	0	0	0	9	10
		3.	1	0	1	0	1	3	4	5	15
	13:30	1.	0	0	1	0	0	2	2	5	10
		3.	0	0	0	1	0	2	3	6	12
	14:00	1.	0	2	0	0	1	4	5	6	18
		3.	0	0	1	0	3	2	5	6	17
	14:30	1.	1	1	0	1	1	3	2	6	15
		3.	0	2	0	2	1	8	3	5	21
	15:00	1.	0	1	0	0	0	1	2	6	10
		3.	1	1	0	2	0	2	1	7	14
	15:30	1.	3	1	3	0	0	1	1	7	16
		3.	2	0	0	1	0	5	3	7	18
	16:00	1.	1	6	1	0	2	4	4	6	24
		3.	1	5	1	1	4	7	0	7	26
	16:30	1.	2	0	2	0	1	0	4	3	12
		3.	0	2	2	1	3	6	3	6	23
	17:00	1.	2	4	3	0	3	4	5	5	26

(DEFAULT)			#1	#2	#3	#4	#5	#6	#7	#8	
Date	Time	Lane	03.00	10.00	15.00	20.00	30.00	60.00	02:00	Other	Total
03/14/18	17:00	3.	0	3	2	4	4	10	7	4	34
Wed	17:30	1.	2	3	1	3	1	2	11	4	27
		3.	8	7	1	5	4	10	6	3	44
	18:00	1.	0	1	1	1	1	5	4	5	18
		3.	0	1	1	1	4	9	9	3	28
	18:30	1.	1	0	1	0	1	6	3	5	17
		3.	2	4	1	3	3	6	5	4	28
	19:00	1.	0	2	1	1	1	3	1	5	14
		3.	1	1	3	3	2	3	3	4	20
	19:30	1.	0	0	0	0	1	4	2	4	11
		3.	1	6	0	0	0	0	2	7	16
	20:00	1.	0	0	0	0	0	1	2	4	7
		3.	0	0	0	0	2	1	2	8	13
	20:30	1.	0	0	2	0	0	0	2	3	7
		3.	1	0	1	0	3	2	4	4	15
	21:00	1.	0	0	0	0	0	1	1	3	5
		3.	0	0	0	0	0	1	1	5	7
	21:30	1.	0	0	0	0	0	0	0	4	4
		3.	0	0	2	0	0	1	1	4	8
	22:00	1.	0	0	0	0	0	1	0	4	5
		3.	0	0	0	0	0	1	0	5	6
	22:30	1.	0	1	0	0	0	0	0	1	2
		3.	0	0	1	0	0	0	1	2	4
	23:00	1.	0	0	0	0	0	0	1	1	2
		3.	0	0	0	0	0	0	0	1	1
	23:30	1.	0	0	0	0	0	0	0	1	1
		3.	0	0	0	0	0	0	0	4	4
Daily Total :			33	63	34	33	57	143	144	241	748
Percent :			4%	8%	5%	4%	8%	19%	19%	32%	
Average :			1	2	1	1	2	6	6	9	28

(DEFAULT)		#1	#2	#3	#4	#5	#6	#7	#8		
Date	Time	Lane	03.00	10.00	15.00	20.00	30.00	60.00	02:00	Other	Total
03/15/18	00:00	1.	0	0	0	0	0	0	0	1	1
Thu		3.	0	0	0	0	0	0	0	0	0
	00:30	1.	0	0	0	0	0	0	0	1	1
		3.	0	0	0	0	0	0	0	0	0
	01:00	1.	0	0	0	0	0	0	0	1	1
		3.	0	0	0	0	0	0	0	1	1
	01:30	1.	0	0	0	0	0	0	0	0	0
		3.	0	0	0	0	0	0	0	2	2
	02:00	1.	0	0	0	0	0	0	0	0	0
		3.	0	0	0	0	0	0	0	2	2
	02:30	1.	0	0	0	0	0	0	0	0	0
		3.	0	0	0	0	0	0	0	0	0
	03:00	1.	0	0	0	0	0	0	0	0	0
		3.	0	0	0	0	0	0	0	0	0
	03:30	1.	0	0	0	0	0	0	0	1	1
		3.	0	0	0	0	0	0	0	0	0
	04:00	1.	0	0	0	0	0	0	0	1	1
		3.	0	0	0	0	0	0	0	0	0
	04:30	1.	0	0	0	0	0	0	1	3	4
		3.	0	0	0	0	0	0	0	0	0
	05:00	1.	0	0	0	0	0	0	0	6	6
		3.	0	0	0	0	0	0	0	0	0
	05:30	1.	0	0	0	1	0	0	0	3	4
		3.	0	0	0	0	0	0	0	2	2
	06:00	1.	0	0	0	0	0	2	0	3	5
		3.	0	0	0	0	0	1	1	2	4
	06:30	1.	0	1	1	1	1	2	3	5	14
		3.	0	0	0	0	0	0	1	5	6
	07:00	1.	2	3	2	0	3	2	4	6	22
		3.	0	0	0	0	1	0	0	4	5
	07:30	1.	1	6	3	3	1	7	7	4	32
		3.	1	4	0	0	1	4	10	4	24
	08:00	1.	0	2	4	1	2	4	4	5	22
		3.	2	5	4	5	7	8	8	2	41
	08:30	1.	1	4	2	1	2	6	4	6	26
		3.	1	3	0	0	1	9	7	4	25
	09:00	1.	0	2	1	0	1	0	1	5	10

(DEFAULT)			#1	#2	#3	#4	#5	#6	#7	#8	
Date	Time	Lane	03.00	10.00	15.00	20.00	30.00	60.00	02:00	Other	Total
03/15/18	09:00	3.	1	0	0	0	1	0	4	5	11
Thu	09:30	1.	2	1	0	0	0	1	2	5	11
		3.	0	0	1	0	0	0	0	7	8
	10:00	1.	0	0	0	0	0	1	1	3	5
		3.	0	0	1	0	1	1	2	6	11
	10:30	1.	1	1	0	1	1	1	1	5	11
		3.	0	1	0	0	1	2	0	9	13
	11:00	1.	0	0	0	2	1	4	1	7	15
		3.	0	2	1	0	1	3	2	5	14
	11:30	1.	0	2	0	1	1	0	1	6	11
		3.	0	1	0	0	1	2	1	7	12
	12:00	1.	1	0	0	0	1	6	3	5	16
		3.	0	0	0	0	0	1	4	3	8
	12:30	1.	0	1	0	0	2	1	1	7	12
		3.	0	0	0	1	3	3	5	6	18
	13:00	1.	0	0	1	0	0	1	3	4	9
		3.	0	1	0	0	1	0	2	8	12
	13:30	1.	0	1	0	0	0	4	1	5	11
		3.	0	2	1	1	2	5	6	4	21
	14:00	1.	0	0	1	0	3	3	3	7	17
		3.	0	0	0	1	0	1	2	6	10
	14:30	1.	0	2	3	2	0	1	5	6	19
		3.	0	2	1	2	1	5	4	4	19
	15:00	1.	1	1	1	0	0	2	3	7	15
		3.	1	2	1	2	2	3	3	7	21
	15:30	1.	1	0	0	0	1	4	3	7	16
		3.	2	2	1	0	3	8	8	4	28
	16:00	1.	3	3	0	0	5	6	5	3	25
		3.	2	8	1	3	2	10	6	5	37
	16:30	1.	1	3	2	0	1	3	6	4	20
		3.	2	7	6	0	7	11	2	5	40
	17:00	1.	1	5	4	1	4	7	8	3	33
		3.	4	4	0	1	2	10	4	5	30
	17:30	1.	1	4	4	1	2	10	11	3	36
		3.	2	5	5	1	4	10	10	2	39
	18:00	1.	3	3	1	2	1	2	7	5	24
		3.	3	4	0	2	3	5	6	3	26

(DEFAULT)			#1	#2	#3	#4	#5	#6	#7	#8	
Date	Time	Lane	03.00	10.00	15.00	20.00	30.00	60.00	02:00	Other	Total
03/15/18	18:30	1.	0	0	1	0	0	5	2	5	13
Thu		3.	1	3	1	2	1	3	2	7	20
	19:00	1.	0	1	0	0	0	2	3	4	10
		3.	1	4	4	1	4	3	9	4	30
	19:30	1.	0	3	0	0	2	1	3	6	15
		3.	1	3	1	2	4	6	7	3	27
	20:00	1.	0	0	0	0	0	2	1	4	7
		3.	2	0	2	0	0	3	5	5	17
	20:30	1.	0	0	0	0	0	0	0	5	5
		3.	0	1	0	3	0	1	2	6	13
	21:00	1.	0	0	0	0	0	0	2	3	5
		3.	0	0	0	0	0	1	1	4	6
	21:30	1.	0	0	0	0	0	0	1	2	3
		3.	0	0	0	0	0	1	0	2	3
	22:00	1.	0	0	0	0	0	1	3	3	7
		3.	0	0	0	0	0	0	0	3	3
	22:30	1.	0	0	0	0	0	0	0	1	1
		3.	0	0	0	0	0	0	1	1	2
	23:00	1.	0	1	0	0	0	1	0	2	4
		3.	0	0	0	0	0	0	0	1	1
	23:30	1.	0	0	0	0	0	0	0	2	2
		3.	0	0	0	0	0	1	0	4	5
Daily Total :			45	114	62	44	89	213	229	349	1145
Percent :			4%	10%	5%	4%	8%	19%	20%	30%	
Average :			1	2	1	1	2	4	5	7	23

(DEFAULT)		#1	#2	#3	#4	#5	#6	#7	#8		
Date	Time	Lane	03.00	10.00	15.00	20.00	30.00	60.00	02:00	Other	Total
03/16/18	00:00	1.	1	0	0	0	0	0	0	1	2
Fri		3.	0	0	0	0	0	0	0	2	2
	00:30	1.	0	0	0	0	0	0	0	2	2
		3.	0	0	0	0	0	0	0	0	0
	01:00	1.	0	0	0	0	0	0	0	1	1
		3.	0	0	0	0	0	0	0	0	0
	01:30	1.	0	0	0	0	0	0	0	0	0
		3.	0	0	0	0	0	0	0	0	0
	02:00	1.	0	0	0	0	0	0	0	0	0
		3.	0	0	0	0	0	0	0	2	2
	02:30	1.	0	0	0	0	0	0	0	0	0
		3.	0	0	0	0	0	0	0	0	0
	03:00	1.	0	0	0	0	0	0	0	0	0
		3.	0	0	0	0	0	0	0	0	0
	03:30	1.	0	0	0	0	0	0	0	1	1
		3.	0	0	0	0	0	0	0	1	1
	04:00	1.	0	0	0	0	0	0	0	3	3
		3.	0	0	0	0	0	0	0	0	0
	04:30	1.	0	0	0	0	0	0	0	0	0
		3.	0	0	0	0	0	0	0	1	1
	05:00	1.	0	0	0	0	0	2	0	4	6
		3.	0	0	0	0	0	0	0	1	1
	05:30	1.	0	0	0	0	0	0	1	2	3
		3.	0	0	0	0	0	0	0	1	1
	06:00	1.	0	1	0	0	0	1	2	5	9
		3.	0	0	0	0	0	0	0	3	3
	06:30	1.	0	0	0	0	0	1	2	7	10
		3.	0	0	0	0	0	0	0	4	4
	07:00	1.	1	2	2	1	6	10	3	4	29
		3.	0	1	0	0	0	1	2	5	9
	07:30	1.	0	8	4	6	3	12	3	4	40
		3.	1	0	1	1	2	6	2	5	18
	08:00	1.	0	2	1	2	4	2	6	6	23
		3.	1	2	5	3	2	5	8	3	29
	08:30	1.	1	2	4	0	4	5	11	2	29
		3.	1	3	0	3	3	5	4	6	25
	09:00	1.	1	0	1	1	2	0	5	8	18

(DEFAULT)			#1	#2	#3	#4	#5	#6	#7	#8	Total
Date	Time	Lane	03.00	10.00	15.00	20.00	30.00	60.00	02:00	Other	
03/16/18	09:00	3.	1	0	0	0	0	4	4	7	16
Fri	09:30	1.	0	0	0	0	0	0	3	4	7
		3.	0	0	0	0	0	1	4	3	8
	10:00	1.	0	1	0	0	0	0	1	5	7
		3.	0	0	1	0	1	0	2	7	11
	10:30	1.	0	1	0	0	0	1	3	5	10
		3.	0	0	0	0	0	2	1	5	8
	11:00	1.	0	3	0	0	1	3	5	5	17
		3.	0	2	0	1	3	3	0	8	17
	11:30	1.	0	0	0	1	0	2	1	5	9
		3.	1	3	1	1	1	5	4	6	22
	12:00	1.	1	0	0	0	0	1	4	5	11
		3.	2	2	0	0	2	3	6	4	19
	12:30	1.	0	3	2	1	0	4	6	5	21
		3.	0	2	1	1	3	4	5	5	21
	13:00	1.	0	2	0	0	1	4	5	5	17
		3.	2	1	1	0	1	5	6	3	19
	13:30	1.	1	0	0	0	0	2	3	5	11
		3.	0	1	2	1	1	3	2	4	14
	14:00	1.	0	2	0	0	0	1	7	6	16
		3.	1	0	1	0	1	1	7	6	17
	14:30	1.	3	1	1	0	5	2	3	6	21
		3.	0	1	1	0	2	2	6	4	16
	15:00	1.	0	0	0	0	1	3	4	5	13
		3.	1	3	0	1	0	4	2	8	19
	15:30	1.	2	2	0	0	1	2	1	9	17
		3.	2	2	2	2	1	5	5	6	25
	16:00	1.	2	3	3	2	7	9	5	3	34
		3.	2	3	5	2	5	11	11	0	39
	16:30	1.	0	2	3	1	3	1	1	8	19
		3.	8	6	3	6	4	4	6	6	43
	17:00	1.	0	3	1	0	4	5	8	4	25
		3.	2	4	4	2	3	14	6	3	38
	17:30	1.	4	2	2	3	4	7	8	2	32
		3.	4	4	2	3	7	10	8	2	40
	18:00	1.	0	4	1	0	4	7	8	3	27
		3.	4	5	3	4	2	5	4	5	32

(DEFAULT)			#1	#2	#3	#4	#5	#6	#7	#8	
Date	Time	Lane	03.00	10.00	15.00	20.00	30.00	60.00	02:00	Other	Total
03/16/18	18:30	1.	0	4	1	2	0	10	4	4	25
Fri		3.	1	1	1	0	1	5	5	5	19
	19:00	1.	0	1	0	1	0	1	3	6	12
		3.	1	4	0	0	3	1	9	6	24
	19:30	1.	1	0	0	0	1	0	3	4	9
		3.	0	1	1	0	2	5	9	3	21
	20:00	1.	0	1	0	0	0	1	5	5	12
		3.	0	0	0	1	1	0	3	5	10
	20:30	1.	0	0	1	0	0	0	1	5	7
		3.	0	0	0	0	0	7	1	3	11
	21:00	1.	0	1	0	1	0	0	1	4	7
		3.	0	2	0	1	0	1	1	4	9
	21:30	1.	0	1	0	1	0	0	2	5	9
		3.	0	0	0	0	2	1	1	5	9
	22:00	1.	0	0	0	0	0	0	0	3	3
		3.	0	0	0	1	1	0	4	3	9
	22:30	1.	1	2	0	0	0	1	0	4	8
		3.	0	0	0	0	0	0	3	4	7
	23:00	1.	0	0	0	0	0	0	0	3	3
		3.	0	1	0	0	0	1	1	5	8
	23:30	1.	0	0	0	1	1	0	1	3	6
		3.	0	0	0	0	0	1	1	7	9
Daily Total :			54	108	62	58	106	225	272	362	1247
Percent :			4%	9%	5%	5%	9%	18%	22%	29%	
Average :			1	2	1	1	2	5	6	8	26

(DEFAULT)		#1	#2	#3	#4	#5	#6	#7	#8		
Date	Time	Lane	03.00	10.00	15.00	20.00	30.00	60.00	02:00	Other	Total
03/17/18	00:00	1.	0	0	0	0	0	0	0	2	2
Sat		3.	0	0	0	1	0	0	0	3	4
	00:30	1.	0	0	0	0	0	0	0	1	1
		3.	0	0	0	0	0	0	0	2	2
	01:00	1.	0	0	0	0	0	0	0	4	4
		3.	0	0	0	0	0	0	0	2	2
	01:30	1.	0	0	0	0	0	0	0	1	1
		3.	0	0	0	0	0	0	0	1	1
	02:00	1.	0	0	0	0	0	0	0	2	2
		3.	0	0	0	0	0	0	0	1	1
	02:30	1.	0	0	0	0	0	0	0	0	0
		3.	0	0	0	0	0	0	0	0	0
	03:00	1.	0	0	0	0	0	0	0	0	0
		3.	0	0	0	0	0	0	0	2	2
	03:30	1.	0	0	0	0	0	0	0	0	0
		3.	0	0	0	0	0	0	0	1	1
	04:00	1.	0	0	0	0	0	0	0	1	1
		3.	0	0	0	0	0	0	0	0	0
	04:30	1.	0	0	0	0	0	0	0	0	0
		3.	0	0	0	0	0	0	0	0	0
	05:00	1.	0	0	0	0	0	0	0	0	0
		3.	0	0	0	0	0	0	0	1	1
	05:30	1.	0	0	0	0	0	0	0	1	1
		3.	0	0	0	0	0	0	1	2	3
	06:00	1.	0	0	0	0	0	0	0	3	3
		3.	0	0	0	0	0	0	0	0	0
	06:30	1.	0	0	0	0	0	1	0	2	3
		3.	0	0	0	0	0	0	0	2	2
	07:00	1.	0	1	0	0	0	0	0	3	4
		3.	0	0	0	0	0	0	0	3	3
	07:30	1.	0	0	0	0	0	0	1	3	4
		3.	0	0	0	0	0	0	0	4	4
	08:00	1.	0	0	0	0	0	1	1	5	7
		3.	0	0	0	0	0	1	3	5	9
	08:30	1.	0	1	1	0	0	0	4	5	11
		3.	0	0	0	0	1	1	3	6	11
	09:00	1.	0	1	0	1	1	2	3	5	13

(DEFAULT)			#1	#2	#3	#4	#5	#6	#7	#8	Total
Date	Time	Lane	03.00	10.00	15.00	20.00	30.00	60.00	02:00	Other	
03/17/18	09:00	3.	0	0	0	0	0	0	1	3	4
Sat	09:30	1.	0	2	1	0	2	1	3	5	14
		3.	1	0	0	0	1	3	4	5	14
	10:00	1.	0	1	0	0	2	1	1	6	11
		3.	0	0	0	0	0	1	4	3	8
	10:30	1.	0	0	0	1	3	4	4	3	15
		3.	1	3	2	1	1	2	5	6	21
	11:00	1.	1	0	1	0	0	3	2	7	14
		3.	0	0	0	0	1	2	2	8	13
	11:30	1.	1	3	0	0	0	1	8	7	20
		3.	0	4	1	1	2	3	2	7	20
	12:00	1.	0	0	1	2	2	2	1	8	16
		3.	0	4	1	0	0	5	5	4	19
	12:30	1.	1	1	3	0	0	4	8	4	21
		3.	0	0	2	2	2	3	4	4	17
	13:00	1.	1	2	1	0	1	3	4	6	18
		3.	2	1	0	0	2	6	10	3	24
	13:30	1.	0	1	1	2	1	1	3	6	15
		3.	3	1	3	0	1	6	4	6	24
	14:00	1.	1	1	1	2	1	2	2	7	17
		3.	2	5	0	0	3	5	11	2	28
	14:30	1.	1	2	1	0	1	3	3	5	16
		3.	2	1	1	0	3	5	3	5	20
	15:00	1.	0	1	1	2	0	0	2	5	11
		3.	1	1	0	0	1	1	5	6	15
	15:30	1.	1	1	1	1	1	6	4	6	21
		3.	1	1	1	1	1	2	4	6	17
	16:00	1.	0	1	2	0	0	4	3	6	16
		3.	0	4	4	1	3	9	3	6	30
	16:30	1.	0	10	1	1	1	5	11	2	31
		3.	2	0	0	0	2	3	3	6	16
	17:00	1.	1	4	2	1	0	4	6	4	22
		3.	1	1	0	0	1	4	6	4	17
	17:30	1.	0	2	1	0	1	5	5	7	21
		3.	4	3	2	2	3	12	5	3	34
	18:00	1.	3	2	1	0	1	4	7	4	22
		3.	0	1	2	3	3	3	4	5	21

(DEFAULT)			#1	#2	#3	#4	#5	#6	#7	#8	
Date	Time	Lane	03.00	10.00	15.00	20.00	30.00	60.00	02:00	Other	Total
03/17/18	18:30	1.	0	1	1	1	0	3	3	5	14
Sat		3.	0	0	1	0	1	2	3	7	14
	19:00	1.	0	1	0	0	0	2	1	6	10
		3.	0	2	1	0	2	5	4	6	20
	19:30	1.	0	1	1	1	0	0	2	5	10
		3.	0	0	0	2	1	2	4	5	14
	20:00	1.	0	1	1	0	2	2	2	4	12
		3.	0	3	0	0	0	0	5	7	15
	20:30	1.	0	1	1	1	1	2	3	5	14
		3.	0	0	1	0	0	0	0	7	8
	21:00	1.	0	1	0	0	0	0	1	3	5
		3.	0	1	0	0	1	1	1	4	8
	21:30	1.	0	1	0	0	0	0	1	6	8
		3.	1	0	1	0	1	1	0	5	9
	22:00	1.	0	0	0	0	0	0	0	2	2
		3.	0	1	0	0	0	0	2	4	7
	22:30	1.	0	0	0	0	0	0	1	5	6
		3.	0	0	0	0	2	1	1	4	8
	23:00	1.	0	0	0	0	0	0	1	5	6
		3.	0	0	0	0	0	0	2	4	6
	23:30	1.	0	0	0	0	0	0	0	2	2
		3.	0	0	0	0	0	1	0	5	6
Daily Total :			32	81	47	30	60	156	215	369	990
Percent :			3%	8%	5%	3%	6%	16%	22%	37%	
Average :			1	2	1	1	1	3	4	8	21

(DEFAULT)		#1	#2	#3	#4	#5	#6	#7	#8		
Date	Time	Lane	03.00	10.00	15.00	20.00	30.00	60.00	02:00	Other	Total
03/18/18	00:00	1.	0	0	0	0	0	0	0	0	0
Sun		3.	0	1	0	0	0	1	0	2	4
	00:30	1.	0	0	0	0	0	0	0	1	1
		3.	1	1	0	0	0	0	0	3	5
	01:00	1.	0	0	0	0	0	0	0	1	1
		3.	0	0	0	0	0	0	0	2	2
	01:30	1.	0	0	0	0	0	0	0	1	1
		3.	0	0	0	0	0	0	0	2	2
	02:00	1.	0	0	0	0	0	0	0	3	3
		3.	0	0	0	0	0	0	0	0	0
	02:30	1.	0	0	0	0	0	0	0	0	0
		3.	0	0	0	0	0	0	0	2	2
	03:00	1.	0	0	0	0	0	0	0	1	1
		3.	0	0	0	0	0	0	0	0	0
	03:30	1.	0	0	0	0	0	0	0	3	3
		3.	0	0	0	0	0	0	0	0	0
	04:00	1.	0	0	0	0	0	0	0	0	0
		3.	0	0	0	0	0	0	0	0	0
	04:30	1.	0	0	0	0	0	0	0	0	0
		3.	0	0	0	0	0	0	0	0	0
	05:00	1.	0	0	0	0	0	0	0	0	0
		3.	0	0	0	0	0	0	0	0	0
	05:30	1.	0	1	0	0	0	0	0	2	3
		3.	0	0	0	0	0	0	2	1	3
	06:00	1.	0	0	0	0	0	0	0	4	4
		3.	0	0	0	0	0	0	0	0	0
	06:30	1.	0	0	0	0	0	0	0	1	1
		3.	0	0	0	0	0	0	0	1	1
	07:00	1.	0	0	0	0	1	0	1	3	5
		3.	0	0	0	0	0	0	0	1	1
	07:30	1.	0	0	0	0	0	0	1	2	3
		3.	0	0	0	0	0	0	0	3	3
	08:00	1.	0	0	0	0	1	4	1	6	12
		3.	0	0	0	0	0	0	0	0	0
	08:30	1.	0	0	1	0	0	1	2	8	12
		3.	0	0	0	0	1	1	1	5	8
	09:00	1.	0	2	1	0	0	4	2	7	16

(DEFAULT)			#1	#2	#3	#4	#5	#6	#7	#8	
Date	Time	Lane	03.00	10.00	15.00	20.00	30.00	60.00	02:00	Other	Total
03/18/18	09:00	3.	0	1	1	0	2	3	6	4	17
Sun	09:30	1.	1	3	3	2	4	7	3	5	28
		3.	0	0	0	0	0	1	2	8	11
	10:00	1.	0	3	1	0	1	5	7	5	22
		3.	0	1	1	0	2	2	6	6	18
	10:30	1.	1	2	1	0	1	4	5	5	19
		3.	0	1	0	1	0	0	4	5	11
	11:00	1.	0	1	1	1	1	6	5	4	19
		3.	4	1	0	0	1	2	4	7	19
	11:30	1.	0	1	0	1	2	2	0	7	13
		3.	5	4	1	2	1	3	6	4	26
	12:00	1.	0	3	0	1	1	4	5	5	19
		3.	1	2	1	5	2	8	7	2	28
	12:30	1.	0	2	1	1	1	5	2	5	17
		3.	1	4	1	3	0	4	5	7	25
	13:00	1.	2	3	2	2	3	6	13	1	32
		3.	1	0	0	1	2	5	3	6	18
	13:30	1.	1	1	2	2	1	8	4	4	23
		3.	1	2	0	1	3	2	6	5	20
	14:00	1.	2	4	3	1	2	3	7	5	27
		3.	2	3	0	1	3	6	4	5	24
	14:30	1.	1	1	3	3	2	7	6	1	24
		3.	1	2	0	1	3	7	2	5	21
	15:00	1.	2	9	3	2	4	6	3	4	33
		3.	1	3	3	1	5	4	6	4	27
	15:30	1.	0	4	0	4	3	3	9	4	27
		3.	1	1	2	0	2	8	4	6	24
	16:00	1.	2	1	1	0	3	4	4	6	21
		3.	4	5	1	1	3	7	9	3	33
	16:30	1.	1	4	0	0	1	4	3	5	18
		3.	2	4	2	3	1	4	9	2	27
	17:00	1.	1	6	0	2	0	6	8	4	27
		3.	0	2	2	2	3	5	8	4	26
	17:30	1.	0	0	0	1	0	2	5	5	13
		3.	1	3	1	2	4	13	5	3	32
	18:00	1.	0	2	2	1	3	3	9	3	23
		3.	5	4	0	0	0	4	10	5	28

(DEFAULT)			#1	#2	#3	#4	#5	#6	#7	#8	
Date	Time	Lane	03.00	10.00	15.00	20.00	30.00	60.00	02:00	Other	Total
03/18/18	18:30	1.	0	2	0	1	1	1	3	6	14
Sun		3.	1	9	4	1	1	6	8	4	34
	19:00	1.	0	3	0	1	0	1	6	3	14
		3.	1	3	3	1	4	5	6	5	28
	19:30	1.	1	2	0	0	0	0	3	7	13
		3.	1	3	2	0	1	7	8	2	24
	20:00	1.	0	2	0	1	1	2	2	6	14
		3.	0	1	0	0	1	1	4	7	14
	20:30	1.	0	0	0	0	0	0	0	6	6
		3.	0	0	2	2	0	1	1	6	12
	21:00	1.	0	0	0	2	1	1	1	5	10
		3.	1	1	0	0	0	2	2	7	13
	21:30	1.	0	0	0	0	0	0	0	5	5
		3.	0	0	0	0	0	0	2	4	6
	22:00	1.	0	0	0	0	0	0	1	3	4
		3.	0	0	0	0	0	0	0	1	1
	22:30	1.	0	0	0	0	0	0	0	3	3
		3.	0	0	0	0	0	1	0	2	3
	23:00	1.	0	0	0	0	0	0	0	2	2
		3.	0	0	0	0	0	0	2	2	4
	23:30	1.	0	0	0	0	0	0	0	3	3
		3.	0	0	0	0	0	0	0	1	1
Daily Total :			50	124	52	57	83	212	263	324	1165
Percent :			4%	11%	4%	5%	7%	18%	23%	28%	
Average :			1	3	1	1	2	4	5	7	24

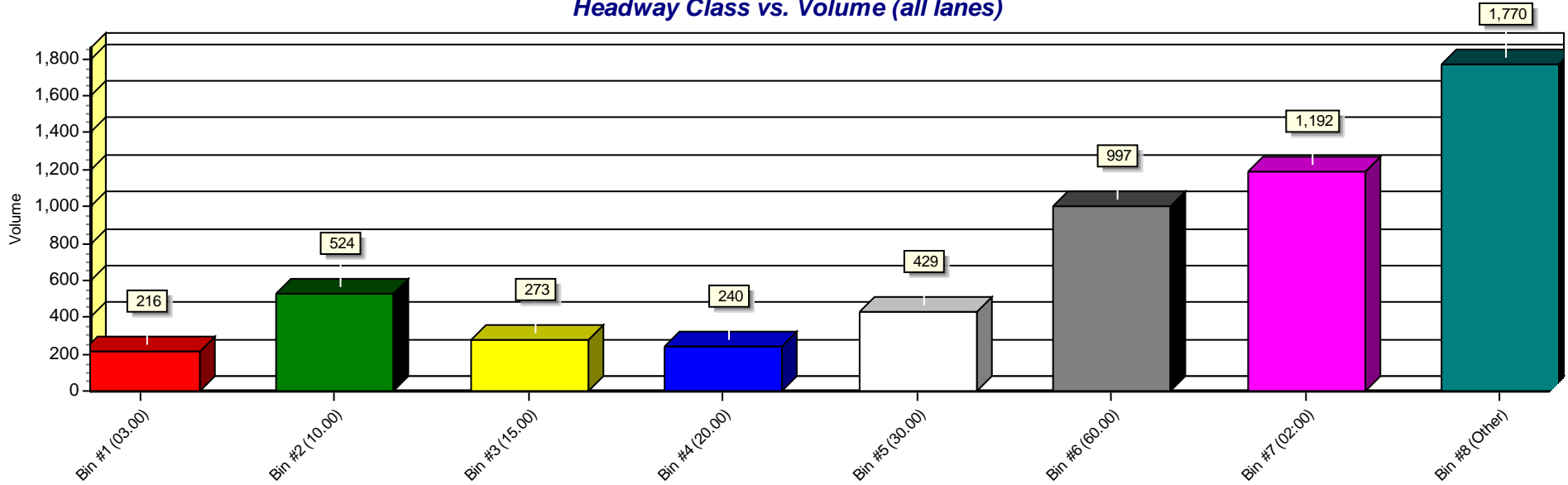
(DEFAULT)		#1	#2	#3	#4	#5	#6	#7	#8		
Date	Time	Lane	03.00	10.00	15.00	20.00	30.00	60.00	02:00	Other	Total
03/19/18	00:00	1.	0	0	0	0	0	0	0	1	1
Mon		3.	0	0	0	0	0	1	0	1	2
	00:30	1.	0	0	0	0	0	0	0	1	1
		3.	0	0	0	0	0	0	0	1	1
	01:00	1.	0	0	0	0	0	0	0	2	2
		3.	0	0	0	0	0	0	0	1	1
	01:30	1.	0	0	0	0	0	0	0	1	1
		3.	0	0	0	0	0	0	0	2	2
	02:00	1.	0	0	0	0	0	0	0	1	1
		3.	0	0	0	0	0	0	0	0	0
	02:30	1.	0	0	0	0	0	0	0	0	0
		3.	0	0	0	0	0	0	0	0	0
	03:00	1.	0	0	0	0	0	0	0	0	0
		3.	0	0	0	0	0	0	0	2	2
	03:30	1.	0	0	0	0	0	0	0	0	0
		3.	0	0	0	0	0	0	0	0	0
	04:00	1.	0	0	0	0	0	0	0	1	1
		3.	0	0	0	0	0	0	0	0	0
	04:30	1.	0	0	0	0	0	0	0	3	3
		3.	0	0	0	0	0	0	0	2	2
	05:00	1.	0	0	0	0	0	1	0	4	5
		3.	0	0	0	0	0	0	0	0	0
	05:30	1.	0	0	0	0	0	0	0	4	4
		3.	0	1	0	0	0	0	0	2	3
	06:00	1.	0	0	0	0	0	0	1	4	5
		3.	0	0	0	0	0	0	0	1	1
	06:30	1.	0	0	0	1	1	1	5	5	13
		3.	0	0	0	0	0	0	0	3	3
	07:00	1.	0	2	1	0	3	8	5	6	25
		3.	0	3	3	2	0	0	3	6	17
	07:30	1.	0	7	4	1	9	5	8	4	38
		3.	0	4	0	5	6	4	4	6	29
	08:00	1.	1	4	1	1	4	5	5	5	26
		3.	1	2	1	0	4	9	4	3	24
	08:30	1.	0	2	1	0	3	6	10	4	26
		3.	0	3	2	4	0	3	4	7	23
	09:00	1.	0	2	0	0	2	2	3	5	14

(DEFAULT)			#1	#2	#3	#4	#5	#6	#7	#8	
Date	Time	Lane	03.00	10.00	15.00	20.00	30.00	60.00	02:00	Other	Total
03/19/18	09:00	3.	0	0	1	1	1	0	4	5	12
Mon	09:30	1.	0	0	0	2	0	0	1	4	7
		3.	0	1	0	0	0	0	2	4	7
	10:00	1.	0	1	0	0	0	0	2	7	10
		3.	0	0	1	0	0	0	3	5	9
	10:30	1.	0	2	0	0	0	0	5	5	12
		3.	0	0	1	1	1	3	0	7	13
Daily Total :			2	34	16	18	34	48	69	125	346
Percent :			1%	10%	5%	5%	10%	14%	20%	36%	
Average :			0	2	1	1	2	2	3	6	17

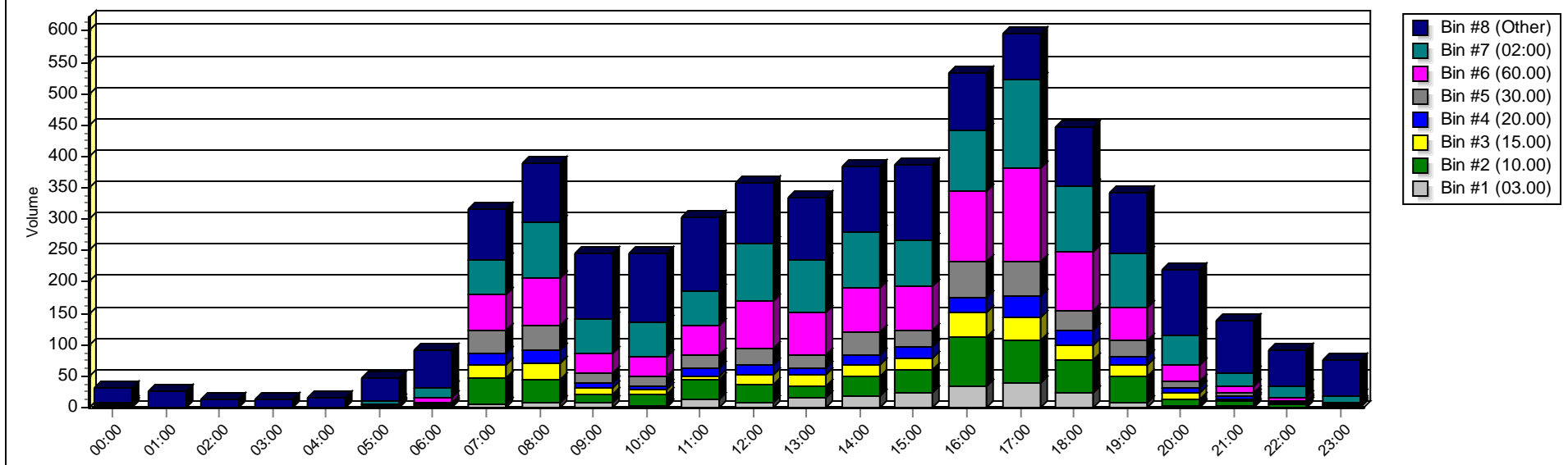
Basic Headway Class Summary: Lanetown Rd North of Track

(DEFAULT)		#1	#2	#3	#4	#5	#6	#7	#8	
Description	Lane	03.00	10.00	15.00	20.00	30.00	60.00	02:00	Other	Total
TOTAL COUNT :	#1.	78	256	130	98	186	438	566	901	2653
	#3.	138	268	143	142	243	559	626	869	2988
		<u>216</u>	<u>524</u>	<u>273</u>	<u>240</u>	<u>429</u>	<u>997</u>	<u>1192</u>	<u>1770</u>	<u>5641</u>
Percents :	#1.	3%	10%	5%	4%	7%	17%	21%	34%	47%
	#3.	5%	9%	5%	5%	8%	19%	21%	29%	53%
		<u>4%</u>	<u>9%</u>	<u>5%</u>	<u>4%</u>	<u>8%</u>	<u>18%</u>	<u>21%</u>	<u>31%</u>	
Average :	#1.	0	1	1	0	1	2	2	4	11
	#3.	1	1	1	1	1	2	3	4	14
		<u>1</u>	<u>2</u>	<u>2</u>	<u>1</u>	<u>2</u>	<u>4</u>	<u>5</u>	<u>8</u>	<u>25</u>
Days & ADT :	#1.	5.0	530							
	#3.	5.0	597							
		<u>5.0</u>	<u>1128</u>							

Headway Class vs. Volume (all lanes)



Headway Class vs. Time (all lanes)



Basic Axle Classification Report: Lanetown Rd South

Station ID : Lanetown Rd South of Track

Info Line 1 : Rt 684 Albemarle County

Info Line 2 :

GPS Lat/Lon :

DB File : L town rd s st.DB

Last Connected Device Type : Apollo

Version Number : 1.66

Serial Number : UU30104

Number of Lanes : 2

Posted Speed Limit : 35.0 mph

Lane Configuration

#	Dir.	Information	Vehicle Sensors	Sensor Spacing	Loop Length	Comment
1.			Ax-Ax	4.0 ft	6.0 ft	
3.			Ax-Ax	4.0 ft	6.0 ft	

Basic Axle Classification Data From: 11:00 - 03/14/2018 To: 10:59 - 03/19/2018

(FHWA14_A)		#1	#2	#3	#4	#5	#6	#7	#8	#9	#10	#11	#12	#13	#14	Total	
Date	Time	Lane	Cycle	Cars	2A-4T	Buses	2A-SU	6A-MT	4A-SU	4A-ST	5A-ST	6A-ST	5A-MT	6A-MT	7A+MT	Other	
03/14/18	11:00	1.	0	1	4	0	0	0	0	0	0	0	1	0	0	0	6
Wed		3.	0	5	3	0	0	0	0	0	0	0	0	0	0	0	8
	11:30	1.	0	4	1	0	0	0	0	0	0	0	0	0	0	0	5
		3.	0	11	4	0	0	0	0	0	0	0	0	0	0	0	15
	12:00	1.	0	11	4	0	0	0	0	0	0	0	0	0	0	0	15
		3.	0	9	5	0	0	0	0	0	0	0	0	0	0	0	14
	12:30	1.	0	17	2	0	0	0	0	0	0	0	0	0	0	0	19
		3.	0	14	4	0	0	0	0	0	0	0	0	0	0	0	18
	13:00	1.	0	8	0	0	0	0	0	0	0	0	0	0	0	0	8
		3.	0	11	3	0	0	0	0	0	0	0	0	0	0	0	14
	13:30	1.	0	7	3	0	0	0	0	0	0	0	0	0	0	0	10
		3.	0	11	1	0	0	0	0	0	0	0	0	0	0	0	12
	14:00	1.	0	17	0	0	0	0	0	0	1	0	0	0	0	0	18
		3.	0	11	4	0	0	0	0	0	0	0	0	0	0	0	15
	14:30	1.	0	9	4	0	1	1	0	0	0	0	0	0	0	0	15
		3.	0	17	4	0	1	0	0	0	0	0	0	0	0	0	22
	15:00	1.	0	7	2	0	1	0	0	0	0	0	0	0	0	0	10
		3.	0	10	4	0	0	0	0	0	0	0	0	0	0	0	14
	15:30	1.	0	12	4	0	0	0	0	0	0	0	0	0	0	0	16

(FHWA14_A)			#1	#2	#3	#4	#5	#6	#7	#8	#9	#10	#11	#12	#13	#14	
Date	Time	Lane	Cycle	Cars	2A-4T	Buses	2A-SU	6A-MT	4A-SU	4A-ST	5A-ST	6A-ST	5A-MT	6A-MT	7A+MT	Other	Total
03/14/18	15:30	3.	0	13	2	0	1	0	0	0	0	0	1	0	0	0	17
Wed	16:00	1.	0	24	0	0	1	0	0	0	0	0	0	0	1	0	26
		3.	0	17	6	0	0	1	0	1	0	0	0	0	0	0	25
	16:30	1.	1	9	2	0	0	0	0	0	1	0	0	0	0	0	13
		3.	0	16	7	0	0	0	0	0	0	0	0	0	0	0	23
	17:00	1.	0	22	3	0	0	0	0	0	0	0	1	0	0	0	26
		3.	1	23	8	0	0	0	0	0	0	0	0	0	0	0	32
	17:30	1.	0	22	4	0	0	0	0	0	0	0	1	0	0	0	27
		3.	0	32	8	0	0	0	0	0	0	0	0	0	1	0	41
	18:00	1.	0	14	2	0	0	0	0	1	0	0	1	0	0	0	18
		3.	0	24	4	0	0	0	0	0	0	0	0	1	0	0	29
	18:30	1.	0	13	1	0	0	0	0	1	0	0	1	0	0	0	16
		3.	0	22	4	0	1	0	0	0	0	0	0	0	0	0	27
	19:00	1.	0	11	3	0	0	0	0	0	0	0	0	0	0	0	14
		3.	0	19	1	0	0	0	0	0	0	0	0	0	0	0	20
	19:30	1.	0	10	0	0	0	0	0	0	1	0	0	0	0	0	11
		3.	0	12	3	0	0	0	0	0	0	0	0	0	0	0	15
	20:00	1.	0	6	1	0	0	0	0	0	0	0	0	0	0	0	7
		3.	0	11	1	0	0	0	0	0	0	0	0	0	0	0	12
	20:30	1.	0	6	0	0	0	0	0	0	0	0	0	0	0	0	6
		3.	0	11	2	0	0	0	0	0	0	0	0	0	0	0	13
	21:00	1.	0	5	0	0	0	0	0	0	0	0	0	0	0	0	5
		3.	0	5	1	0	0	0	0	0	0	0	0	0	0	0	6
	21:30	1.	0	4	0	0	0	0	0	0	0	0	0	0	0	0	4
		3.	0	6	2	0	0	0	0	0	0	0	0	0	0	0	8
	22:00	1.	0	5	0	0	0	0	0	0	0	0	0	0	0	0	5
		3.	0	5	1	0	0	0	0	0	0	0	0	0	0	0	6
	22:30	1.	0	3	0	0	0	0	0	0	0	0	0	0	0	0	3
		3.	0	2	0	0	0	0	0	1	0	0	0	0	0	0	3
	23:00	1.	0	1	0	0	0	0	0	0	0	0	0	0	0	0	1
		3.	0	1	0	0	0	0	0	0	0	0	0	0	0	0	1
	23:30	1.	0	1	0	0	0	0	0	0	0	0	0	0	0	0	1
		3.	0	4	0	0	0	0	0	0	0	0	0	0	0	0	4
Daily Total :			2	571	122	0	6	2	0	4	3	0	6	1	2	0	719
Percent :			0%	79%	17%	0%	1%	0%	0%	1%	0%	0%	1%	0%	0%	0%	
Average :			0	22	5	0	0	0	0	0	0	0	0	0	0	0	27

(FHWA14_A)			#1	#2	#3	#4	#5	#6	#7	#8	#9	#10	#11	#12	#13	#14	
Date	Time	Lane	Cycle	Cars	2A-4T	Buses	2A-SU	6A-MT	4A-SU	4A-ST	5A-ST	6A-ST	5A-MT	6A-MT	7A+MT	Other	Total
03/15/18	00:00	1.	0	1	0	0	0	0	0	0	0	0	0	0	0	0	1
Thu		3.	0	0	0	0	0	0	0	0	0	0	0	0	0	0	0
	00:30	1.	0	1	0	0	0	0	0	0	0	0	0	0	0	0	1
		3.	0	0	0	0	0	0	0	0	0	0	0	0	0	0	0
	01:00	1.	0	1	0	0	0	0	0	0	0	0	0	0	0	0	1
		3.	0	1	0	0	0	0	0	0	0	0	0	0	0	0	1
	01:30	1.	0	0	0	0	0	0	0	0	0	0	0	0	0	0	0
		3.	0	2	0	0	0	0	0	0	0	0	0	0	0	0	2
	02:00	1.	0	0	0	0	0	0	0	0	0	0	0	0	0	0	0
		3.	0	2	0	0	0	0	0	0	0	0	0	0	0	0	2
	02:30	1.	0	0	0	0	0	0	0	0	0	0	0	0	0	0	0
		3.	0	0	0	0	0	0	0	0	0	0	0	0	0	0	0
	03:00	1.	0	0	0	0	0	0	0	0	0	0	0	0	0	0	0
		3.	0	0	0	0	0	0	0	0	0	0	0	0	0	0	0
	03:30	1.	0	1	0	0	0	0	0	0	0	0	0	0	0	0	1
		3.	0	0	0	0	0	0	0	0	0	0	0	0	0	0	0
	04:00	1.	0	1	0	0	0	0	0	0	0	0	0	0	0	0	1
		3.	0	0	0	0	0	0	0	0	0	0	0	0	0	0	0
	04:30	1.	0	3	1	0	0	0	0	0	0	0	0	0	0	0	4
		3.	0	0	0	0	0	0	0	0	0	0	0	0	0	0	0
	05:00	1.	1	4	2	0	0	0	0	0	0	0	0	0	0	0	7
		3.	0	0	0	0	0	0	0	0	0	0	0	0	0	0	0
	05:30	1.	0	3	1	0	0	0	0	0	0	0	0	0	0	0	4
		3.	0	4	0	0	0	0	0	0	0	0	0	0	0	0	4
	06:00	1.	0	5	0	0	0	0	0	0	0	0	0	0	0	0	5
		3.	0	1	1	0	1	1	0	0	0	0	0	0	0	0	4
	06:30	1.	1	10	3	0	0	0	0	0	0	0	0	0	0	0	14
		3.	0	6	0	0	0	0	0	0	0	0	0	0	0	0	6
	07:00	1.	0	18	1	0	0	1	0	0	0	0	1	0	0	0	21
		3.	0	3	1	0	0	0	0	0	0	0	0	0	0	0	4
	07:30	1.	0	27	3	0	0	0	0	1	0	0	2	0	0	0	33
		3.	0	17	4	0	0	0	0	0	0	0	0	0	0	0	21
	08:00	1.	0	18	4	0	1	0	0	0	0	0	0	0	0	0	23
		3.	0	31	10	1	2	0	0	0	0	0	0	0	0	0	44
	08:30	1.	1	22	1	0	0	0	0	0	0	0	0	0	0	0	24
		3.	0	21	5	0	0	0	0	0	0	1	0	0	0	0	27
	09:00	1.	1	7	2	0	0	0	0	0	0	0	0	0	0	0	10

(FHWA14_A)			#1	#2	#3	#4	#5	#6	#7	#8	#9	#10	#11	#12	#13	#14	
Date	Time	Lane	Cycle	Cars	2A-4T	Buses	2A-SU	6A-MT	4A-SU	4A-ST	5A-ST	6A-ST	5A-MT	6A-MT	7A+MT	Other	Total
03/15/18	09:00	3.	0	8	3	0	0	0	0	0	0	0	0	0	0	0	11
Thu	09:30	1.	0	9	1	0	0	0	0	1	0	0	0	0	0	0	11
		3.	0	6	2	0	0	0	0	0	0	0	0	0	0	0	8
	10:00	1.	0	6	0	0	0	0	0	0	0	0	0	0	0	0	6
		3.	0	8	3	0	0	0	0	0	0	0	0	0	0	0	11
	10:30	1.	1	8	2	0	0	0	0	0	0	0	0	0	0	0	11
		3.	0	10	3	0	0	0	0	0	0	0	0	0	0	0	13
	11:00	1.	0	12	1	0	1	0	0	0	0	0	0	0	0	0	14
		3.	0	12	2	0	1	0	0	0	0	0	0	0	0	0	15
	11:30	1.	2	7	2	0	0	0	0	0	0	0	0	0	0	0	11
		3.	0	10	1	0	1	0	0	0	0	0	0	0	0	0	12
	12:00	1.	0	14	1	0	0	1	0	0	0	0	0	0	0	0	16
		3.	0	8	0	0	0	0	0	0	0	0	0	0	0	0	8
	12:30	1.	0	11	0	0	1	0	0	0	0	0	0	0	0	0	12
		3.	0	13	4	0	1	0	0	0	0	0	0	0	0	0	18
	13:00	1.	0	9	0	0	0	0	0	0	0	0	0	0	0	0	9
		3.	0	8	1	0	1	0	1	0	0	0	0	0	0	1	12
	13:30	1.	0	8	4	0	0	0	0	0	0	0	0	0	0	0	12
		3.	4	13	6	0	0	0	0	0	0	0	0	0	0	0	23
	14:00	1.	0	14	1	0	0	1	0	0	0	0	0	0	0	0	16
		3.	0	7	2	0	0	0	0	0	0	0	0	0	0	0	9
	14:30	1.	0	14	3	0	2	0	0	0	0	0	0	0	0	0	19
		3.	0	17	1	0	0	1	0	0	0	0	0	0	0	0	19
	15:00	1.	0	12	1	0	0	0	0	0	0	0	0	0	0	0	13
		3.	2	9	6	1	2	0	1	0	0	0	0	0	0	0	21
	15:30	1.	1	12	1	0	0	0	0	0	0	0	0	0	0	0	14
		3.	0	20	6	0	0	0	0	0	0	0	1	0	1	0	28
	16:00	1.	0	24	2	0	0	0	0	0	0	0	1	1	0	0	28
		3.	0	22	12	0	0	0	0	0	0	0	0	0	0	0	34
	16:30	1.	1	18	2	0	1	0	0	0	0	0	0	0	0	0	22
		3.	0	30	10	0	1	0	0	0	0	0	0	0	0	0	41
	17:00	1.	1	30	1	0	0	0	0	0	1	0	0	0	0	0	33
		3.	3	22	5	0	0	0	0	0	0	0	0	1	0	0	31
	17:30	1.	1	30	2	0	0	1	0	0	0	0	0	0	0	0	34
		3.	1	35	6	0	0	0	0	0	0	0	0	0	1	0	43
	18:00	1.	1	23	2	0	0	0	0	0	0	0	0	0	0	0	26
		3.	0	20	5	0	0	0	0	0	0	0	0	0	0	0	25

(FHWA14_A)			#1	#2	#3	#4	#5	#6	#7	#8	#9	#10	#11	#12	#13	#14	Total
Date	Time	Lane	Cycle	Cars	2A-4T	Buses	2A-SU	6A-MT	4A-SU	4A-ST	5A-ST	6A-ST	5A-MT	6A-MT	7A+MT	Other	Total
03/15/18	18:30	1.	0	13	0	0	0	0	0	0	0	0	0	0	0	0	13
Thu		3.	1	16	4	0	0	0	0	0	0	0	0	0	0	0	21
	19:00	1.	0	9	1	0	0	0	0	0	0	0	1	0	0	0	11
		3.	0	22	6	0	0	0	0	0	0	0	0	0	1	0	29
	19:30	1.	0	9	3	0	1	0	0	0	0	0	1	0	0	0	14
		3.	0	20	5	0	0	0	0	0	0	0	0	0	0	0	25
	20:00	1.	0	9	0	0	0	0	0	0	0	0	0	0	0	0	9
		3.	0	12	4	0	1	0	0	0	0	0	0	0	0	0	17
	20:30	1.	0	6	1	0	0	0	0	0	0	0	0	0	0	0	7
		3.	0	8	4	0	0	0	0	0	0	0	0	0	0	0	12
	21:00	1.	0	4	0	0	0	0	0	0	0	0	0	0	0	0	4
		3.	0	7	0	0	0	0	0	0	0	0	0	0	0	0	7
	21:30	1.	0	3	0	0	0	0	0	0	0	0	0	0	0	0	3
		3.	0	3	0	0	0	0	0	0	0	0	0	0	0	0	3
	22:00	1.	0	8	0	0	0	0	0	0	0	0	0	0	0	0	8
		3.	0	4	0	0	0	0	0	0	0	0	0	0	0	0	4
	22:30	1.	0	1	0	0	0	0	0	0	0	0	0	0	0	0	1
		3.	0	1	1	0	0	0	0	0	0	0	0	0	0	0	2
	23:00	1.	0	3	2	0	0	0	0	0	0	0	0	0	0	0	5
		3.	0	1	0	0	0	0	0	0	0	0	0	0	0	0	1
	23:30	1.	0	2	0	0	0	0	0	0	0	0	0	0	0	0	2
		3.	0	5	0	0	0	0	0	0	0	0	0	0	0	0	5
Daily Total :			23	915	174	2	18	6	2	2	1	1	7	2	3	1	1157
Percent :			2%	79%	15%	0%	2%	1%	0%	0%	0%	0%	1%	0%	0%	0%	
Average :			0	19	4	0	0	0	0	0	0	0	0	0	0	0	23

(FHWA14_A)			#1	#2	#3	#4	#5	#6	#7	#8	#9	#10	#11	#12	#13	#14	
Date	Time	Lane	Cycle	Cars	2A-4T	Buses	2A-SU	6A-MT	4A-SU	4A-ST	5A-ST	6A-ST	5A-MT	6A-MT	7A+MT	Other	Total
03/16/18	00:00	1.	0	0	2	0	0	0	0	0	0	0	0	0	0	0	2
Fri		3.	0	1	1	0	0	0	0	0	0	0	0	0	0	0	2
	00:30	1.	0	2	0	0	0	0	0	0	0	0	0	0	0	0	2
		3.	0	0	0	0	0	0	0	0	0	0	0	0	0	0	0
	01:00	1.	0	1	0	0	0	0	0	0	0	0	0	0	0	0	1
		3.	0	0	0	0	0	0	0	0	0	0	0	0	0	0	0
	01:30	1.	0	0	0	0	0	0	0	0	0	0	0	0	0	0	0
		3.	0	0	0	0	0	0	0	0	0	0	0	0	0	0	0
	02:00	1.	0	0	0	0	0	0	0	0	0	0	0	0	0	0	0
		3.	0	1	0	0	0	0	0	0	0	0	0	0	0	0	1
	02:30	1.	0	1	0	0	0	0	0	0	0	0	0	0	0	0	1
		3.	0	1	0	0	0	0	0	0	0	0	0	0	0	0	1
	03:00	1.	0	0	0	0	0	0	0	0	0	0	0	0	0	0	0
		3.	0	0	0	0	0	0	0	0	0	0	0	0	0	0	0
	03:30	1.	0	1	0	0	0	0	0	0	0	0	0	0	0	0	1
		3.	0	0	0	0	0	0	0	0	0	0	0	0	0	0	0
	04:00	1.	0	3	0	0	0	0	0	0	0	0	0	0	0	0	3
		3.	0	0	1	0	0	0	0	0	0	0	0	0	0	0	1
	04:30	1.	0	0	0	0	0	0	0	0	0	0	0	0	0	0	0
		3.	0	1	0	0	0	0	0	0	0	0	0	0	0	0	1
	05:00	1.	0	5	2	0	0	0	0	0	0	0	0	0	0	0	7
		3.	0	0	1	0	0	0	0	0	0	0	0	0	0	0	1
	05:30	1.	0	2	0	0	0	0	0	0	0	0	0	0	0	0	2
		3.	0	4	0	0	0	0	0	0	0	0	0	0	0	0	4
	06:00	1.	0	8	2	0	0	0	0	0	0	0	0	0	0	0	10
		3.	0	3	0	0	0	0	0	0	0	0	0	0	0	0	3
	06:30	1.	0	7	1	0	0	0	0	0	0	0	0	0	0	0	8
		3.	0	2	2	0	0	0	0	0	0	0	0	0	0	0	4
	07:00	1.	0	26	2	0	0	0	0	0	0	0	0	0	0	0	28
		3.	0	7	3	0	0	0	0	0	0	0	0	0	0	0	10
	07:30	1.	1	26	12	0	0	0	0	1	0	0	0	0	0	0	40
		3.	0	18	3	0	0	0	0	0	0	0	0	0	0	0	21
	08:00	1.	0	19	6	0	0	0	0	0	0	0	0	0	0	0	25
		3.	0	19	8	0	1	1	0	0	1	0	0	0	0	0	30
	08:30	1.	0	22	4	0	0	0	0	0	0	0	1	0	0	0	27
		3.	0	20	5	0	1	0	0	0	0	0	0	0	0	0	26
	09:00	1.	0	13	4	0	0	0	0	0	0	0	1	0	0	0	18

(FHWA14_A)			#1	#2	#3	#4	#5	#6	#7	#8	#9	#10	#11	#12	#13	#14	
Date	Time	Lane	Cycle	Cars	2A-4T	Buses	2A-SU	6A-MT	4A-SU	4A-ST	5A-ST	6A-ST	5A-MT	6A-MT	7A+MT	Other	Total
03/16/18	09:00	3.	0	12	3	0	0	0	0	0	0	0	0	0	0	0	15
Fri	09:30	1.	0	5	1	0	1	0	0	0	0	0	0	0	0	0	7
		3.	0	6	1	1	0	0	0	0	0	0	0	0	0	0	8
	10:00	1.	0	5	2	0	0	0	0	0	0	0	0	0	0	0	7
		3.	0	8	2	0	0	0	0	0	0	0	0	0	0	0	10
	10:30	1.	0	10	0	0	0	0	0	0	0	0	0	0	0	0	10
		3.	0	8	1	0	0	0	0	0	0	0	0	0	0	0	9
	11:00	1.	2	12	3	0	0	0	0	0	0	0	0	0	0	0	17
		3.	0	14	2	0	1	0	0	0	0	0	0	0	0	0	17
	11:30	1.	0	7	0	0	0	1	0	0	0	0	0	0	0	1	9
		3.	0	12	10	0	0	0	0	0	0	0	0	0	0	0	22
	12:00	1.	0	9	2	0	0	0	0	0	0	0	0	0	0	0	11
		3.	0	14	5	0	0	0	0	0	0	0	0	0	0	0	19
	12:30	1.	0	17	4	0	1	0	0	0	0	0	0	0	0	0	22
		3.	0	14	5	0	2	0	0	0	0	0	0	0	0	0	21
	13:00	1.	0	13	1	0	0	0	0	0	0	0	0	0	0	0	14
		3.	0	16	3	0	0	0	0	1	1	0	0	0	0	0	21
	13:30	1.	0	8	3	0	0	0	0	0	0	0	0	0	0	0	11
		3.	0	9	3	0	2	0	0	0	0	0	0	0	0	0	14
	14:00	1.	0	15	2	0	0	0	0	0	0	0	0	0	0	0	17
		3.	0	12	5	1	1	0	0	0	0	0	0	0	0	0	19
	14:30	1.	0	17	1	0	2	0	0	1	0	0	1	0	0	0	22
		3.	0	14	2	0	0	0	0	0	0	0	0	0	0	0	16
	15:00	1.	0	8	3	0	1	0	0	0	0	0	1	0	0	0	13
		3.	0	14	4	1	1	0	0	0	0	0	0	0	0	0	20
	15:30	1.	0	15	3	0	0	0	0	0	0	0	0	0	0	0	18
		3.	0	18	7	0	1	0	0	0	0	0	0	0	0	0	26
	16:00	1.	0	29	5	0	0	0	0	1	0	0	0	0	0	0	35
		3.	0	29	9	0	0	0	0	0	0	0	0	0	0	0	38
	16:30	1.	0	18	1	0	1	0	0	0	0	0	0	0	0	0	20
		3.	0	31	10	0	0	0	0	0	0	0	0	0	0	0	41
	17:00	1.	0	19	5	0	0	0	0	1	0	0	0	0	0	0	25
		3.	1	24	13	0	0	0	0	1	0	0	0	0	0	0	39
	17:30	1.	1	27	3	0	0	0	0	0	0	0	0	0	0	0	31
		3.	1	34	5	0	0	0	0	0	0	0	0	0	0	0	40
	18:00	1.	1	28	0	0	0	0	0	0	0	0	0	0	0	0	29
		3.	1	27	6	0	0	0	0	0	0	0	0	0	0	0	34

(FHWA14_A)			#1	#2	#3	#4	#5	#6	#7	#8	#9	#10	#11	#12	#13	#14	Total
Date	Time	Lane	Cycle	Cars	2A-4T	Buses	2A-SU	6A-MT	4A-SU	4A-ST	5A-ST	6A-ST	5A-MT	6A-MT	7A+MT	Other	Total
03/16/18	18:30	1.	0	21	2	0	0	0	0	0	0	0	0	0	0	0	23
Fri		3.	0	14	4	0	0	0	0	0	0	0	0	0	1	0	19
	19:00	1.	0	9	4	0	0	0	0	0	0	0	0	0	0	0	13
		3.	0	21	2	0	0	0	0	0	0	0	0	0	0	0	23
	19:30	1.	0	10	0	0	0	0	0	0	0	0	0	0	0	0	10
		3.	0	19	2	0	0	0	0	0	0	0	0	0	0	0	21
	20:00	1.	0	9	2	0	0	0	0	0	0	0	0	0	0	0	11
		3.	0	8	2	0	0	0	0	0	1	0	0	0	0	0	11
	20:30	1.	0	9	0	0	0	0	0	0	0	0	0	0	0	0	9
		3.	0	8	4	0	0	0	0	0	0	0	0	0	0	0	12
	21:00	1.	0	5	0	0	0	0	0	0	0	0	0	0	0	0	5
		3.	0	4	3	0	0	0	0	1	0	0	0	0	0	0	8
	21:30	1.	0	3	6	0	0	0	0	0	0	0	0	0	0	0	9
		3.	0	7	2	0	0	0	0	0	0	0	0	0	0	0	9
	22:00	1.	0	3	0	0	0	0	0	0	0	0	0	0	0	0	3
		3.	0	7	2	0	0	0	0	0	0	0	0	0	0	0	9
	22:30	1.	0	10	0	0	0	0	0	0	0	0	0	0	0	0	10
		3.	0	5	2	0	0	0	0	0	0	0	0	0	0	0	7
	23:00	1.	0	3	0	0	0	0	0	0	0	0	0	0	0	0	3
		3.	0	7	1	0	0	0	0	0	0	0	0	0	0	0	8
	23:30	1.	0	5	1	0	0	0	0	0	0	0	0	0	0	0	6
		3.	0	8	1	0	0	0	0	0	0	0	0	0	0	0	9
Daily Total :			8	986	234	3	16	2	0	7	3	0	4	0	1	1	1265
Percent :			1%	78%	18%	0%	1%	0%	0%	1%	0%	0%	0%	0%	0%	0%	
Average :			0	21	5	0	0	0	0	0	0	0	0	0	0	0	26

(FHWA14_A)			#1	#2	#3	#4	#5	#6	#7	#8	#9	#10	#11	#12	#13	#14	
Date	Time	Lane	Cycle	Cars	2A-4T	Buses	2A-SU	6A-MT	4A-SU	4A-ST	5A-ST	6A-ST	5A-MT	6A-MT	7A+MT	Other	Total
03/17/18	00:00	1.	0	2	0	0	0	0	0	0	0	0	0	0	0	0	2
Sat		3.	0	3	1	0	0	0	0	0	0	0	0	0	0	0	4
	00:30	1.	0	0	0	0	0	0	0	0	0	0	0	0	0	0	0
		3.	0	1	0	0	0	0	0	0	0	0	0	0	0	0	1
	01:00	1.	0	3	1	0	0	0	0	0	0	0	0	0	0	0	4
		3.	0	2	0	0	0	0	0	0	0	0	0	0	0	0	2
	01:30	1.	0	1	0	0	0	0	0	0	0	0	0	0	0	0	1
		3.	0	1	0	0	0	0	0	0	0	0	0	0	0	0	1
	02:00	1.	0	2	0	0	0	0	0	0	0	0	0	0	0	0	2
		3.	0	1	0	0	0	0	0	0	0	0	0	0	0	0	1
	02:30	1.	0	0	0	0	0	0	0	0	0	0	0	0	0	0	0
		3.	0	0	0	0	0	0	0	0	0	0	0	0	0	0	0
	03:00	1.	0	0	0	0	0	0	0	0	0	0	0	0	0	0	0
		3.	0	1	0	0	0	0	0	0	0	0	0	0	0	0	1
	03:30	1.	0	0	0	0	0	0	0	0	0	0	0	0	0	0	0
		3.	0	1	1	0	0	0	0	0	0	0	0	0	0	0	2
	04:00	1.	0	1	0	0	0	0	0	0	0	0	0	0	0	0	1
		3.	0	0	0	0	0	0	0	0	0	0	0	0	0	0	0
	04:30	1.	0	0	0	0	0	0	0	0	0	0	0	0	0	0	0
		3.	0	0	0	0	0	0	0	0	0	0	0	0	0	0	0
	05:00	1.	0	0	0	0	0	0	0	0	0	0	0	0	0	0	0
		3.	0	1	0	0	0	0	0	0	0	0	0	0	0	0	1
	05:30	1.	0	1	0	0	0	0	0	0	0	0	0	0	0	0	1
		3.	0	3	1	0	0	0	0	0	0	0	0	0	0	0	4
	06:00	1.	1	1	0	0	0	0	0	0	0	0	0	0	0	0	2
		3.	0	0	0	0	0	0	0	0	0	0	0	0	0	0	0
	06:30	1.	0	3	0	0	0	0	0	0	0	0	0	0	0	0	3
		3.	0	1	0	0	0	0	0	0	0	0	0	0	0	0	1
	07:00	1.	0	2	1	0	0	0	0	0	0	0	0	0	0	0	3
		3.	0	2	0	0	0	0	0	0	0	0	0	0	0	0	2
	07:30	1.	0	3	1	0	0	0	0	0	0	0	0	0	0	0	4
		3.	0	4	1	0	0	0	0	0	0	0	0	0	0	0	5
	08:00	1.	1	6	1	0	0	0	0	0	0	0	0	0	0	0	8
		3.	0	8	2	0	0	0	0	0	0	0	0	0	0	0	10
	08:30	1.	0	12	1	0	0	0	0	0	0	0	0	0	0	0	13
		3.	0	11	2	0	0	0	0	0	0	0	0	0	0	0	13
	09:00	1.	0	10	1	0	0	0	0	0	0	0	0	0	0	0	11

(FHWA14_A)			#1	#2	#3	#4	#5	#6	#7	#8	#9	#10	#11	#12	#13	#14	
Date	Time	Lane	Cycle	Cars	2A-4T	Buses	2A-SU	6A-MT	4A-SU	4A-ST	5A-ST	6A-ST	5A-MT	6A-MT	7A+MT	Other	Total
03/17/18	09:00	3.	0	3	1	0	0	0	0	0	0	0	0	0	0	0	4
Sat	09:30	1.	0	13	2	0	0	0	0	0	0	0	0	0	0	0	15
		3.	0	8	5	0	0	0	0	0	0	0	0	0	0	0	13
	10:00	1.	0	8	2	0	0	0	0	0	0	0	0	0	0	0	10
		3.	0	7	2	0	0	0	0	0	0	0	0	0	0	0	9
	10:30	1.	1	10	2	0	0	1	0	0	0	0	0	0	0	0	14
		3.	0	18	2	0	0	0	0	0	0	0	0	0	0	0	20
	11:00	1.	1	12	1	0	0	0	0	0	0	0	1	1	0	0	16
		3.	0	9	4	0	0	0	0	0	0	0	0	0	0	0	13
	11:30	1.	2	14	2	0	0	0	0	0	0	0	1	0	0	0	19
		3.	0	17	3	0	0	0	0	0	0	0	0	0	0	0	20
	12:00	1.	0	14	4	0	0	0	0	0	0	0	0	0	0	0	18
		3.	0	17	2	0	0	0	0	0	0	0	0	0	0	0	19
	12:30	1.	0	19	2	0	0	0	0	0	0	0	0	0	0	0	21
		3.	0	10	6	0	0	0	0	0	0	0	0	0	0	0	16
	13:00	1.	0	13	4	0	0	0	0	0	0	0	0	0	0	0	17
		3.	0	23	2	0	0	0	0	0	0	0	1	0	0	0	26
	13:30	1.	0	15	1	0	1	0	0	0	0	0	0	0	0	0	17
		3.	0	21	1	0	0	0	0	0	0	0	0	0	0	0	22
	14:00	1.	0	17	0	0	0	0	1	0	0	0	1	0	0	0	19
		3.	0	23	5	0	0	0	0	0	0	0	0	0	0	0	28
	14:30	1.	0	13	4	0	0	0	0	0	0	0	0	0	0	0	17
		3.	0	16	6	0	0	0	0	0	0	0	1	0	0	0	23
	15:00	1.	1	12	1	0	0	0	0	0	0	0	1	0	0	0	15
		3.	0	12	4	0	0	0	0	0	0	0	0	0	0	0	16
	15:30	1.	0	17	1	0	0	0	0	0	0	0	0	0	0	0	18
		3.	1	14	5	0	0	0	0	1	0	0	1	0	0	0	22
	16:00	1.	1	12	2	0	0	0	0	0	0	0	1	0	0	0	16
		3.	0	24	5	0	0	0	0	0	0	0	0	0	1	0	30
	16:30	1.	0	28	5	0	0	0	0	0	0	0	0	0	0	0	33
		3.	0	14	1	0	0	0	0	1	0	0	0	0	0	0	16
	17:00	1.	0	19	1	0	0	0	0	0	0	0	0	0	0	0	20
		3.	0	14	1	0	0	0	0	0	0	0	0	0	0	0	15
	17:30	1.	2	16	4	0	0	0	0	0	0	0	1	0	1	0	24
		3.	1	29	3	0	0	0	0	0	0	0	0	0	0	0	33
	18:00	1.	0	16	3	0	0	0	0	0	0	0	0	0	1	0	20
		3.	0	19	3	0	0	0	0	0	0	0	1	0	0	0	23

(FHWA14_A)			#1	#2	#3	#4	#5	#6	#7	#8	#9	#10	#11	#12	#13	#14	Total
Date	Time	Lane	Cycle	Cars	2A-4T	Buses	2A-SU	6A-MT	4A-SU	4A-ST	5A-ST	6A-ST	5A-MT	6A-MT	7A+MT	Other	Total
03/17/18	18:30	1.	0	14	0	0	0	0	0	0	0	0	1	0	0	0	15
Sat		3.	1	13	1	0	0	0	0	0	0	0	0	0	0	0	15
	19:00	1.	0	10	1	0	0	0	0	0	0	0	0	0	0	0	11
		3.	0	14	4	0	0	0	0	0	0	0	0	0	0	0	18
	19:30	1.	0	9	0	0	0	0	0	0	0	0	0	1	0	0	10
		3.	1	11	2	0	0	0	0	0	0	0	0	0	0	0	14
	20:00	1.	0	13	1	0	0	0	0	0	0	0	0	0	0	0	14
		3.	0	12	3	0	0	0	0	0	0	0	0	0	0	0	15
	20:30	1.	1	10	4	0	0	0	0	0	0	0	0	0	0	0	15
		3.	0	7	1	0	0	0	0	0	0	0	0	0	0	0	8
	21:00	1.	0	5	0	0	0	0	0	0	0	0	0	0	0	0	5
		3.	0	7	1	0	0	0	0	0	0	0	0	0	0	0	8
	21:30	1.	0	6	1	0	0	0	0	0	0	0	0	0	0	0	7
		3.	0	8	0	0	0	0	0	0	0	0	0	0	0	0	8
	22:00	1.	0	2	0	0	0	0	0	0	0	0	0	0	0	0	2
		3.	0	4	3	0	0	0	0	0	0	0	0	0	0	0	7
	22:30	1.	0	5	0	0	0	0	0	0	0	0	1	0	0	0	6
		3.	0	4	3	0	0	0	0	0	0	0	0	0	0	0	7
	23:00	1.	0	6	0	0	0	0	0	0	0	0	0	0	0	0	6
		3.	0	5	1	0	0	0	0	0	0	0	0	0	0	0	6
	23:30	1.	0	1	1	0	0	0	0	0	0	0	0	0	0	0	2
		3.	0	4	2	0	0	0	0	0	0	0	0	0	0	0	6
Daily Total :			15	823	145	0	1	1	1	2	0	0	12	2	3	0	1005
Percent :			1%	82%	14%	0%	0%	0%	0%	0%	0%	0%	1%	0%	0%	0%	
Average :			0	17	3	0	0	0	0	0	0	0	0	0	0	0	20

(FHWA14_A)			#1	#2	#3	#4	#5	#6	#7	#8	#9	#10	#11	#12	#13	#14	
Date	Time	Lane	Cycle	Cars	2A-4T	Buses	2A-SU	6A-MT	4A-SU	4A-ST	5A-ST	6A-ST	5A-MT	6A-MT	7A+MT	Other	Total
03/18/18	00:00	1.	0	0	0	0	0	0	0	0	0	0	0	0	0	0	0
	Sun	3.	0	2	2	0	0	0	0	0	0	0	0	0	0	0	4
	00:30	1.	0	0	0	0	0	0	0	0	0	0	1	0	0	0	1
		3.	0	4	0	0	0	0	0	0	0	0	0	0	0	0	4
	01:00	1.	0	1	0	0	0	0	0	0	0	0	0	0	0	0	1
		3.	0	2	0	0	0	0	0	0	0	0	0	0	0	0	2
	01:30	1.	0	1	0	0	0	0	0	0	0	0	0	0	0	0	1
		3.	0	1	1	0	0	0	0	0	0	0	0	0	0	0	2
	02:00	1.	0	1	2	0	0	0	0	0	0	0	0	0	0	0	3
		3.	0	0	0	0	0	0	0	0	0	0	0	0	0	0	0
	02:30	1.	0	0	0	0	0	0	0	0	0	0	0	0	0	0	0
		3.	0	2	0	0	0	0	0	0	0	0	0	0	0	0	2
	03:00	1.	0	1	0	0	0	0	0	0	0	0	0	0	0	0	1
		3.	0	0	0	0	0	0	0	0	0	0	0	0	0	0	0
	03:30	1.	0	3	0	0	0	0	0	0	0	0	0	0	0	0	3
		3.	0	0	0	0	0	0	0	0	0	0	0	0	0	0	0
	04:00	1.	0	0	0	0	0	0	0	0	0	0	0	0	0	0	0
		3.	0	0	0	0	0	0	0	0	0	0	0	0	0	0	0
	04:30	1.	0	0	0	0	0	0	0	0	0	0	0	0	0	0	0
		3.	0	0	0	0	0	0	0	0	0	0	0	0	0	0	0
	05:00	1.	0	0	0	0	0	0	0	0	0	0	0	0	0	0	0
		3.	0	0	0	0	0	0	0	0	0	0	0	0	0	0	0
	05:30	1.	0	3	0	0	0	0	0	0	0	0	0	0	0	0	3
		3.	0	3	0	0	0	0	0	0	0	0	0	0	0	0	3
	06:00	1.	0	3	1	0	0	0	0	0	0	0	0	0	0	0	4
		3.	0	0	0	0	0	0	0	0	0	0	0	0	0	0	0
	06:30	1.	0	1	0	0	0	0	0	0	0	0	0	0	0	0	1
		3.	0	0	0	0	0	1	0	0	0	0	0	0	0	0	1
	07:00	1.	0	4	0	0	0	0	0	0	0	0	0	0	0	0	4
		3.	0	1	0	0	0	0	0	0	0	0	0	0	0	0	1
	07:30	1.	0	3	0	0	0	0	0	0	0	0	0	0	0	0	3
		3.	0	2	0	0	0	0	0	0	0	0	0	0	0	0	2
	08:00	1.	1	9	2	0	0	0	0	0	0	0	0	0	0	0	12
		3.	0	0	0	0	0	0	0	0	0	0	0	0	0	0	0
	08:30	1.	0	8	2	0	0	0	0	0	0	0	1	0	0	0	11
		3.	0	5	2	0	0	0	0	0	0	0	0	0	0	0	7
	09:00	1.	1	12	3	0	0	0	0	0	0	0	0	0	0	0	16

(FHWA14_A)			#1	#2	#3	#4	#5	#6	#7	#8	#9	#10	#11	#12	#13	#14	
Date	Time	Lane	Cycle	Cars	2A-4T	Buses	2A-SU	6A-MT	4A-SU	4A-ST	5A-ST	6A-ST	5A-MT	6A-MT	7A+MT	Other	Total
03/18/18	09:00	3.	0	12	5	0	0	0	0	0	0	0	0	0	0	0	17
Sun	09:30	1.	0	26	2	0	0	0	0	0	0	0	0	0	0	0	28
		3.	0	8	3	0	0	0	0	0	0	0	0	0	0	0	11
	10:00	1.	2	21	1	0	0	0	0	0	0	0	0	0	0	0	24
		3.	2	16	1	0	1	0	0	0	0	0	0	0	0	0	20
	10:30	1.	1	17	4	0	0	0	0	0	0	0	0	0	0	0	22
		3.	0	9	3	0	0	0	0	0	0	0	0	0	0	0	12
	11:00	1.	2	14	1	0	0	0	0	0	0	0	0	0	0	0	17
		3.	1	16	1	0	0	0	0	1	0	0	0	0	0	0	19
	11:30	1.	0	9	4	0	0	0	0	0	0	0	0	0	0	0	13
		3.	0	18	8	0	0	0	0	0	0	0	0	0	0	0	26
	12:00	1.	1	14	1	0	0	0	0	0	0	0	3	0	0	0	19
		3.	1	19	3	0	0	0	0	0	0	0	0	0	0	0	23
	12:30	1.	0	13	4	0	0	0	0	0	0	0	0	0	0	0	17
		3.	2	22	4	0	0	0	0	0	0	0	0	0	0	0	28
	13:00	1.	1	25	5	0	0	0	0	0	0	0	0	0	0	0	31
		3.	1	10	8	0	0	0	0	0	0	0	0	0	0	0	19
	13:30	1.	1	17	2	0	0	0	1	0	0	0	0	0	0	0	21
		3.	1	14	2	0	0	0	0	0	0	0	0	1	0	0	18
	14:00	1.	2	21	3	0	0	0	0	0	0	0	0	0	0	0	26
		3.	2	17	3	0	0	0	0	1	0	0	0	0	0	0	23
	14:30	1.	2	24	2	0	0	0	0	0	0	0	1	0	0	0	29
		3.	0	13	3	0	0	0	0	0	1	0	1	0	0	0	18
	15:00	1.	1	24	1	0	0	0	1	0	1	1	0	0	0	1	30
		3.	1	20	4	0	0	0	1	0	0	0	1	0	0	0	27
	15:30	1.	0	18	3	0	0	0	0	1	0	0	1	0	0	0	23
		3.	0	16	6	0	0	0	0	0	0	0	0	0	0	0	22
	16:00	1.	0	17	1	0	0	0	0	0	1	0	0	0	0	0	19
		3.	5	22	3	0	0	0	0	0	0	0	0	0	0	0	30
	16:30	1.	1	16	1	0	0	0	0	0	0	0	0	1	0	0	19
		3.	0	25	0	0	0	0	0	0	0	0	0	0	0	0	25
	17:00	1.	1	18	2	0	0	0	2	0	0	0	1	0	0	0	24
		3.	3	18	7	0	0	0	0	0	0	0	1	0	0	0	29
	17:30	1.	0	15	0	0	0	0	0	0	0	0	0	0	0	0	15
		3.	0	26	3	0	0	0	0	0	0	0	0	0	0	0	29
	18:00	1.	2	22	1	0	0	0	0	0	0	0	0	0	0	0	25
		3.	2	26	2	0	0	0	0	0	0	0	0	0	0	0	30

(FHWA14_A)			#1	#2	#3	#4	#5	#6	#7	#8	#9	#10	#11	#12	#13	#14	Total
Date	Time	Lane	Cycle	Cars	2A-4T	Buses	2A-SU	6A-MT	4A-SU	4A-ST	5A-ST	6A-ST	5A-MT	6A-MT	7A+MT	Other	Total
03/18/18	18:30	1.	1	10	1	0	0	0	0	0	0	0	1	0	0	0	13
Sun		3.	1	26	4	0	0	0	0	0	1	0	0	0	0	0	32
	19:00	1.	1	9	1	0	0	0	0	0	0	0	1	0	0	0	12
		3.	0	21	5	0	0	0	0	0	0	0	1	0	0	0	27
	19:30	1.	0	12	0	0	0	0	0	0	0	0	0	0	0	0	12
		3.	1	17	5	0	0	0	0	0	0	0	0	0	0	0	23
	20:00	1.	0	11	3	0	0	0	0	0	0	0	0	0	0	0	14
		3.	0	12	1	0	0	0	0	0	0	0	0	0	0	0	13
	20:30	1.	0	7	0	0	0	0	0	0	0	0	0	0	0	0	7
		3.	0	13	0	0	0	0	0	0	0	0	0	0	0	0	13
	21:00	1.	0	10	0	0	0	0	0	0	0	0	0	0	0	0	10
		3.	0	12	1	0	0	0	0	0	0	0	0	0	0	0	13
	21:30	1.	0	4	1	0	0	0	0	0	0	0	0	0	0	0	5
		3.	0	5	0	0	0	0	0	0	0	0	0	0	0	0	5
	22:00	1.	0	3	1	0	0	0	0	0	0	0	0	0	0	0	4
		3.	0	1	0	0	0	0	0	0	0	0	0	0	0	0	1
	22:30	1.	0	4	0	0	0	0	0	0	0	0	0	0	0	0	4
		3.	0	3	1	0	0	0	0	0	0	0	0	0	0	0	4
	23:00	1.	0	3	0	0	0	0	0	0	0	0	0	0	0	0	3
		3.	0	4	0	0	0	0	0	0	0	0	0	0	0	0	4
	23:30	1.	0	1	2	0	0	0	0	0	0	0	0	0	0	0	3
		3.	0	2	0	0	0	0	0	0	0	0	0	0	0	0	2
Daily Total :			44	920	148	0	1	1	5	3	4	1	14	2	0	1	1144
Percent :			4%	80%	13%	0%	0%	0%	0%	0%	0%	0%	1%	0%	0%	0%	
Average :			1	19	3	0	0	0	0	0	0	0	0	0	0	0	23


(FHWA14_A)			#1	#2	#3	#4	#5	#6	#7	#8	#9	#10	#11	#12	#13	#14	
Date	Time	Lane	Cycle	Cars	2A-4T	Buses	2A-SU	6A-MT	4A-SU	4A-ST	5A-ST	6A-ST	5A-MT	6A-MT	7A+MT	Other	Total
03/19/18	00:00	1.	0	1	0	0	0	0	0	0	0	0	0	0	0	0	1
Mon		3.	0	1	1	0	0	0	0	0	0	0	0	0	0	0	2
	00:30	1.	0	1	0	0	0	0	0	0	0	0	0	0	0	0	1
		3.	0	1	0	0	0	0	0	0	0	0	0	0	0	0	1
	01:00	1.	0	2	0	0	0	0	0	0	0	0	0	0	0	0	2
		3.	0	1	0	0	0	0	0	0	0	0	0	0	0	0	1
	01:30	1.	0	1	1	0	0	0	0	0	0	0	0	0	0	0	2
		3.	0	1	1	0	0	0	0	0	0	0	0	0	0	0	2
	02:00	1.	0	1	0	0	0	0	0	0	0	0	0	0	0	0	1
		3.	0	0	0	0	0	0	0	0	0	0	0	0	0	0	0
	02:30	1.	0	0	0	0	0	0	0	0	0	0	0	0	0	0	0
		3.	0	0	0	0	0	0	0	0	0	0	0	0	0	0	0
	03:00	1.	0	0	0	0	0	0	0	0	0	0	0	0	0	0	0
		3.	0	2	0	0	0	0	0	0	0	0	0	0	0	0	2
	03:30	1.	0	0	0	0	0	0	0	0	0	0	0	0	0	0	0
		3.	0	1	0	0	0	0	0	0	0	0	0	0	0	0	1
	04:00	1.	0	1	0	0	0	0	0	0	0	0	0	0	0	0	1
		3.	0	0	0	0	0	0	0	0	0	0	0	0	0	0	0
	04:30	1.	0	3	0	0	0	0	0	0	0	0	0	0	0	0	3
		3.	0	1	0	0	0	1	0	0	0	0	0	0	0	0	2
	05:00	1.	0	4	1	0	0	0	0	0	0	0	0	0	0	0	5
		3.	0	0	0	0	0	0	0	0	0	0	0	0	0	0	0
	05:30	1.	0	4	0	0	0	0	0	0	0	0	0	0	0	0	4
		3.	1	3	1	0	0	1	0	0	0	0	0	0	0	0	6
	06:00	1.	0	4	1	0	0	0	0	0	0	0	0	0	0	0	5
		3.	0	1	0	0	0	0	0	0	0	0	0	0	0	0	1
	06:30	1.	0	8	4	0	0	0	0	0	0	0	0	0	0	0	12
		3.	0	2	1	0	0	0	0	0	0	0	0	0	0	0	3
	07:00	1.	0	22	3	0	0	0	0	0	0	0	0	0	0	0	25
		3.	0	15	1	0	1	0	0	0	0	0	0	1	0	0	18
	07:30	1.	1	30	6	0	0	0	0	1	0	0	0	0	0	0	38
		3.	0	17	9	0	0	0	0	0	0	0	2	0	0	0	28
	08:00	1.	1	19	5	0	1	0	0	0	0	0	0	0	0	0	26
		3.	0	17	8	0	1	0	0	0	0	0	0	0	0	0	26
	08:30	1.	0	23	2	0	0	0	0	0	0	0	0	0	0	0	25
		3.	0	20	6	0	0	0	0	0	0	0	0	0	0	0	26
	09:00	1.	0	11	0	0	0	0	0	0	0	0	0	0	0	0	11

(FHWA14_A)			#1	#2	#3	#4	#5	#6	#7	#8	#9	#10	#11	#12	#13	#14	Total
Date	Time	Lane	Cycle	Cars	2A-4T	Buses	2A-SU	6A-MT	4A-SU	4A-ST	5A-ST	6A-ST	5A-MT	6A-MT	7A+MT	Other	Total
03/19/18	09:00	3.	0	11	2	0	0	0	0	0	0	0	1	0	0	0	14
Mon	09:30	1.	0	5	2	0	0	0	0	0	0	0	0	0	0	0	7
		3.	0	4	1	0	1	0	0	0	1	0	0	0	0	0	7
	10:00	1.	0	8	1	0	1	0	0	0	0	0	0	0	0	0	10
		3.	0	7	1	0	1	1	0	0	0	0	0	0	0	0	10
	10:30	1.	0	9	1	0	0	0	0	0	0	0	0	0	0	0	10
		3.	0	8	4	0	0	0	0	0	0	0	0	0	0	0	12
Daily Total :			3	270	63	0	6	3	0	1	1	0	3	1	0	0	351
Percent :			1%	77%	18%	0%	2%	1%	0%	0%	0%	0%	1%	0%	0%	0%	
Average :			0	12	3	0	0	0	0	0	0	0	0	0	0	0	15

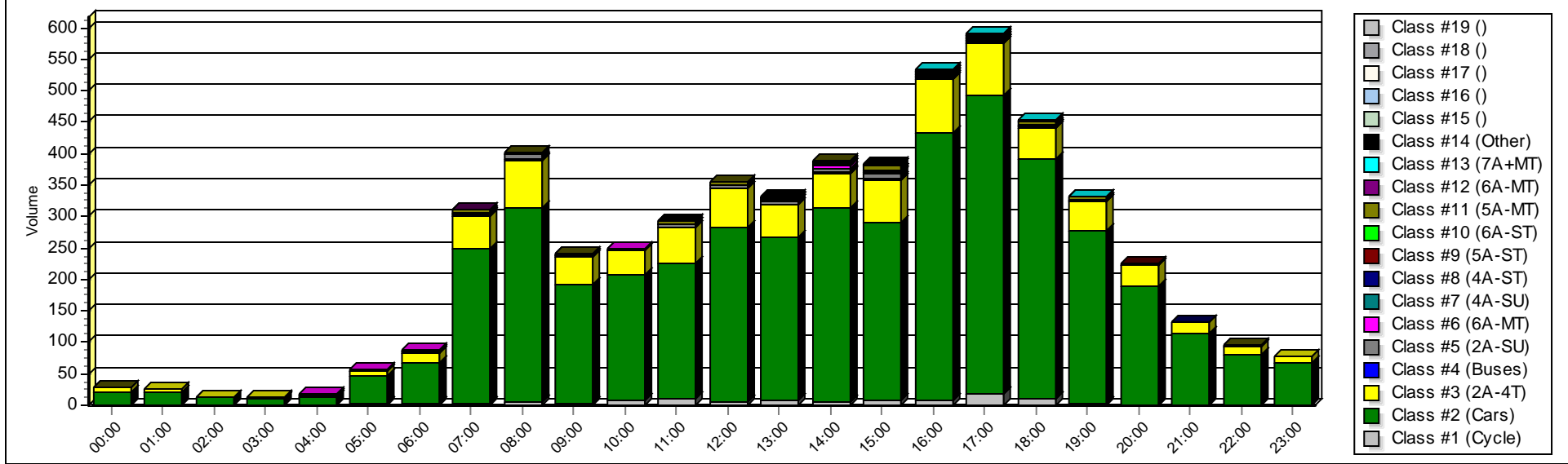
Basic Axle Class Summary: Lanetown Rd South of Track

		(FHWA14_A)														
Description	Lane	#1	#2	#3	#4	#5	#6	#7	#8	#9	#10	#11	#12	#13	#14	Total
		Cycle	Cars	2A-4T	Buses	2A-SU	6A-MT	4A-SU	4A-ST	5A-ST	6A-ST	5A-MT	6A-MT	7A+MT	Other	
TOTAL COUNT :	#1.	52	2192	319	0	19	7	5	10	6	1	33	4	3	2	2653
	#3.	43	2293	567	5	29	8	3	9	6	1	13	4	6	1	2988
		95	4485	886	5	48	15	8	19	12	2	46	8	9	3	5641
Percents :	#1.	2%	83%	12%	0%	1%	0%	0%	0%	0%	0%	1%	0%	0%	0%	47%
	#3.	1%	77%	19%	0%	1%	0%	0%	0%	0%	0%	0%	0%	0%	0%	53%
		2%	80%	16%	0%	1%	0%	0%	0%	0%	0%	1%	0%	0%	0%	
Average :	#1.	0	9	1	0	0	0	0	0	0	0	0	0	0	0	10
	#3.	0	10	2	0	0	0	0	0	0	0	0	0	0	0	12
		0	19	3	0	0	0	0	0	0	0	0	0	0	0	22
Days & ADT :	#1.	5.0	530													
	#3.	5.0	597													
		5.0	1128													

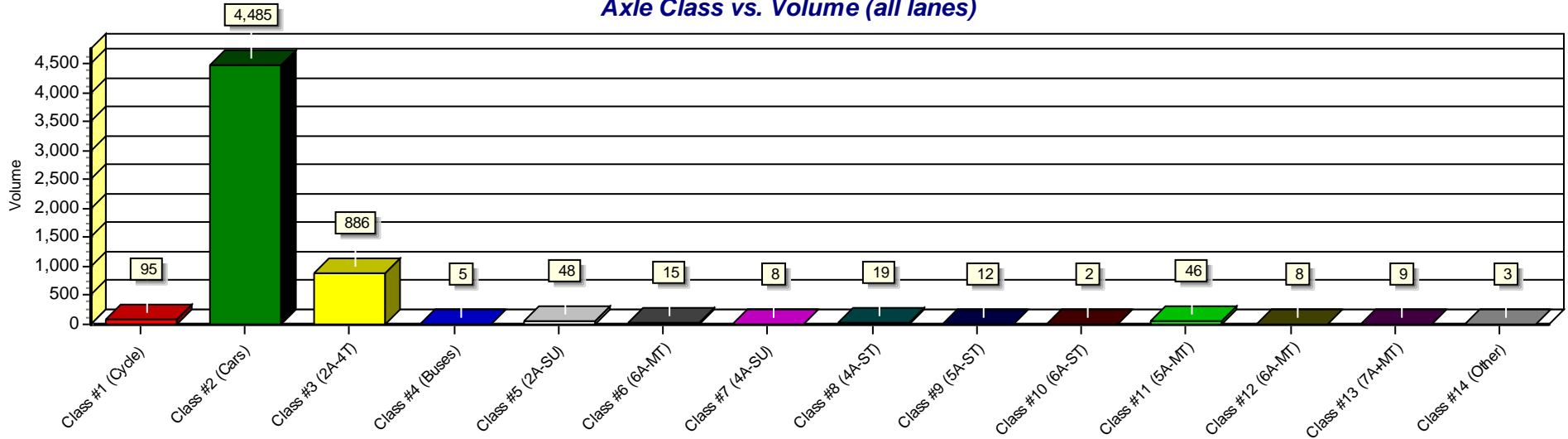
Axle Class Percentages:



Axle Class vs. Time (all lanes)



Axle Class vs. Volume (all lanes)



Basic Speed Classification Report: Lanetown Rd

Lane Configuration

#	Dir.	Information	Vehicle Sensors	Sensor Spacing	Loop Length	Comment
1.			Ax-Ax	4.0 ft	6.0 ft	
3.			Ax-Ax	4.0 ft	6.0 ft	

Basic Speed Classification Data From: 11:00 - 03/14/2018 To: 10:59 - 03/19/2018

(FHWA09)		#1	#2	#3	#4	#5	#6	#7	#8	#9	#10	#11	#12	#13	#14	#15	#16	#17	#18	#19	#20	#21		
		1.0 - 10.1	15.1 - 20.1	25.1 - 30.1	35.1 - 40.1	45.1 - 50.1	55.1 - 60.1	65.1 - 70.1	75.1 - 80.1	85.1 - 90.1	95.1 - 100.1											Total		
Date	Time	Lane	10.0	15.0	20.0	25.0	30.0	35.0	40.0	45.0	50.0	55.0	60.0	65.0	70.0	75.0	80.0	85.0	90.0	95.0	100.0	999.0	Other	Total
03/14/18	11:00	1.	0	1	1	0	3	1	0	0	0	0	0	0	0	0	0	0	0	0	0	0	0	6
	Wed	3.	0	0	0	4	1	2	1	0	0	0	0	0	0	0	0	0	0	0	0	0	0	8
	11:30	1.	0	1	0	2	0	1	1	0	0	0	0	0	0	0	0	0	0	0	0	0	0	5
		3.	0	0	6	5	3	1	0	0	0	0	0	0	0	0	0	0	0	0	0	0	0	15
	12:00	1.	3	4	0	3	4	0	1	0	0	0	0	0	0	0	0	0	0	0	0	0	0	15
		3.	0	2	4	6	1	0	1	0	0	0	0	0	0	0	0	0	0	0	0	0	0	14
	12:30	1.	0	10	0	1	4	3	1	0	0	0	0	0	0	0	0	0	0	0	0	0	0	19
		3.	0	0	4	5	7	1	1	0	0	0	0	0	0	0	0	0	0	0	0	0	0	18
	13:00	1.	0	3	0	1	1	1	2	0	0	0	0	0	0	0	0	0	0	0	0	0	0	8
		3.	0	2	3	6	3	0	0	0	0	0	0	0	0	0	0	0	0	0	0	0	0	14
	13:30	1.	0	1	0	4	1	3	1	0	0	0	0	0	0	0	0	0	0	0	0	0	0	10
		3.	0	0	5	4	2	1	0	0	0	0	0	0	0	0	0	0	0	0	0	0	0	12
	14:00	1.	1	7	0	0	3	7	0	0	0	0	0	0	0	0	0	0	0	0	0	0	0	18
		3.	0	1	4	5	1	4	0	0	0	0	0	0	0	0	0	0	0	0	0	0	0	15
	14:30	1.	2	7	0	1	3	2	0	0	0	0	0	0	0	0	0	0	0	0	0	0	0	15
		3.	1	4	9	5	2	1	0	0	0	0	0	0	0	0	0	0	0	0	0	0	0	22
	15:00	1.	0	1	0	1	2	4	2	0	0	0	0	0	0	0	0	0	0	0	0	0	0	10
		3.	0	2	4	5	3	0	0	0	0	0	0	0	0	0	0	0	0	0	0	0	0	14
	15:30	1.	0	5	0	2	7	1	1	0	0	0	0	0	0	0	0	0	0	0	0	0	0	16
		3.	0	2	5	8	2	0	0	0	0	0	0	0	0	0	0	0	0	0	0	0	0	17
	16:00	1.	1	11	1	4	3	4	2	0	0	0	0	0	0	0	0	0	0	0	0	0	0	26
		3.	0	6	6	4	7	2	0	0	0	0	0	0	0	0	0	0	0	0	0	0	0	25
	16:30	1.	1	4	1	1	2	3	1	0	0	0	0	0	0	0	0	0	0	0	0	0	0	13
		3.	1	1	6	9	5	0	1	0	0	0	0	0	0	0	0	0	0	0	0	0	0	23

(FHWA09)			#1	#2	#3	#4	#5	#6	#7	#8	#9	#10	#11	#12	#13	#14	#15	#16	#17	#18	#19	#20	#21	
			1.0 - 10.1	15.1 - 20.1	25.1 - 30.1	35.1 - 40.1	45.1 - 50.1	55.1 - 60.1	65.1 - 70.1	75.1 - 80.1	85.1 - 90.1	95.1 - 100.1	999.0	Other	Total									
Date	Time	Lane	10.0	15.0	20.0	25.0	30.0	35.0	40.0	45.0	50.0	55.0	60.0	65.0	70.0	75.0	80.0	85.0	90.0	95.0	100.0	999.0	Other	Total
03/14/18	17:00	1.	1	5	0	2	6	11	1	0	0	0	0	0	0	0	0	0	0	0	0	0	0	26
Wed		3.	1	5	9	5	8	2	2	0	0	0	0	0	0	0	0	0	0	0	0	0	0	32
	17:30	1.	2	5	2	2	7	7	1	1	0	0	0	0	0	0	0	0	0	0	0	0	0	27
		3.	0	6	14	11	8	2	0	0	0	0	0	0	0	0	0	0	0	0	0	0	0	41
	18:00	1.	1	8	0	3	4	1	1	0	0	0	0	0	0	0	0	0	0	0	0	0	0	18
		3.	1	3	5	6	9	5	0	0	0	0	0	0	0	0	0	0	0	0	0	0	0	29
	18:30	1.	0	5	1	0	6	4	0	0	0	0	0	0	0	0	0	0	0	0	0	0	0	16
		3.	2	2	7	8	7	0	1	0	0	0	0	0	0	0	0	0	0	0	0	0	0	27
	19:00	1.	1	2	1	1	3	5	1	0	0	0	0	0	0	0	0	0	0	0	0	0	0	14
		3.	1	2	6	9	2	0	0	0	0	0	0	0	0	0	0	0	0	0	0	0	0	20
	19:30	1.	1	3	0	0	3	3	0	0	0	1	0	0	0	0	0	0	0	0	0	0	0	11
		3.	1	3	7	1	1	1	1	0	0	0	0	0	0	0	0	0	0	0	0	0	0	15
	20:00	1.	0	5	0	0	1	1	0	0	0	0	0	0	0	0	0	0	0	0	0	0	0	7
		3.	0	2	1	2	3	4	0	0	0	0	0	0	0	0	0	0	0	0	0	0	0	12
	20:30	1.	1	2	0	1	0	2	0	0	0	0	0	0	0	0	0	0	0	0	0	0	0	6
		3.	0	2	5	2	2	2	0	0	0	0	0	0	0	0	0	0	0	0	0	0	0	13
	21:00	1.	0	3	1	0	0	0	1	0	0	0	0	0	0	0	0	0	0	0	0	0	0	5
		3.	0	1	0	5	0	0	0	0	0	0	0	0	0	0	0	0	0	0	0	0	0	6
	21:30	1.	0	0	0	2	1	1	0	0	0	0	0	0	0	0	0	0	0	0	0	0	0	4
		3.	0	0	1	5	2	0	0	0	0	0	0	0	0	0	0	0	0	0	0	0	0	8
	22:00	1.	0	0	0	0	1	2	1	1	0	0	0	0	0	0	0	0	0	0	0	0	0	5
		3.	0	0	3	0	3	0	0	0	0	0	0	0	0	0	0	0	0	0	0	0	0	6
	22:30	1.	0	1	0	0	1	1	0	0	0	0	0	0	0	0	0	0	0	0	0	0	0	3
		3.	0	1	1	0	1	0	0	0	0	0	0	0	0	0	0	0	0	0	0	0	0	3
	23:00	1.	0	1	0	0	0	0	0	0	0	0	0	0	0	0	0	0	0	0	0	0	0	1
		3.	0	0	1	0	0	0	0	0	0	0	0	0	0	0	0	0	0	0	0	0	0	1
	23:30	1.	0	1	0	0	0	0	0	0	0	0	0	0	0	0	0	0	0	0	0	0	0	1
		3.	0	1	1	1	1	0	0	0	0	0	0	0	0	0	0	0	0	0	0	0	0	4
Daily Total :			23	144	125	152	150	96	26	2	0	1	0	0	0	0	0	0	0	0	0	0	0	719
Percent :			3%	20%	17%	21%	21%	13%	4%	0%	0%	0%	0%	0%	0%	0%	0%	0%	0%	0%	0%	0%	0%	0%
Average :			1	6	5	6	6	4	1	0	0	0	0	0	0	0	0	0	0	0	0	0	0	12

Speeds - Average: 22.1 50% : 22.3 67% : 26.5 85% : 31.1 10mph Pace: 20.4 - 30.3 (42.0%)

(FHWA09)			#1	#2	#3	#4	#5	#6	#7	#8	#9	#10	#11	#12	#13	#14	#15	#16	#17	#18	#19	#20	#21	
			1.0 - 10.1	15.1 - 20.1	25.1 - 30.1	35.1 - 40.1	45.1 - 50.1	55.1 - 60.1	65.1 - 70.1	75.1 - 80.1	85.1 - 90.1	95.1 - 100.1												
Date	Time	Lane	10.0	15.0	20.0	25.0	30.0	35.0	40.0	45.0	50.0	55.0	60.0	65.0	70.0	75.0	80.0	85.0	90.0	95.0	100.0	999.0	Other	Total
03/15/18	00:00	1.	0	1	0	0	0	0	0	0	0	0	0	0	0	0	0	0	0	0	0	0	0	1
Thu		3.	0	0	0	0	0	0	0	0	0	0	0	0	0	0	0	0	0	0	0	0	0	0
	00:30	1.	0	0	0	0	1	0	0	0	0	0	0	0	0	0	0	0	0	0	0	0	0	1
		3.	0	0	0	0	0	0	0	0	0	0	0	0	0	0	0	0	0	0	0	0	0	0
	01:00	1.	0	0	0	0	0	0	1	0	0	0	0	0	0	0	0	0	0	0	0	0	0	1
		3.	0	0	0	0	0	1	0	0	0	0	0	0	0	0	0	0	0	0	0	0	0	1
	01:30	1.	0	0	0	0	0	0	0	0	0	0	0	0	0	0	0	0	0	0	0	0	0	0
		3.	0	0	1	0	0	1	0	0	0	0	0	0	0	0	0	0	0	0	0	0	0	2
	02:00	1.	0	0	0	0	0	0	0	0	0	0	0	0	0	0	0	0	0	0	0	0	0	0
		3.	0	0	0	0	0	2	0	0	0	0	0	0	0	0	0	0	0	0	0	0	0	2
	02:30	1.	0	0	0	0	0	0	0	0	0	0	0	0	0	0	0	0	0	0	0	0	0	0
		3.	0	0	0	0	0	0	0	0	0	0	0	0	0	0	0	0	0	0	0	0	0	0
	03:00	1.	0	0	0	0	0	0	0	0	0	0	0	0	0	0	0	0	0	0	0	0	0	0
		3.	0	0	0	0	0	0	0	0	0	0	0	0	0	0	0	0	0	0	0	0	0	0
	03:30	1.	0	0	0	0	0	0	1	0	0	0	0	0	0	0	0	0	0	0	0	0	0	1
		3.	0	0	0	0	0	0	0	0	0	0	0	0	0	0	0	0	0	0	0	0	0	0
	04:00	1.	0	1	0	0	0	0	0	0	0	0	0	0	0	0	0	0	0	0	0	0	0	1
		3.	0	0	0	0	0	0	0	0	0	0	0	0	0	0	0	0	0	0	0	0	0	0
	04:30	1.	0	2	0	0	0	1	1	0	0	0	0	0	0	0	0	0	0	0	0	0	0	4
		3.	0	0	0	0	0	0	0	0	0	0	0	0	0	0	0	0	0	0	0	0	0	0
	05:00	1.	0	1	3	0	1	1	0	1	0	0	0	0	0	0	0	0	0	0	0	0	0	7
		3.	0	0	0	0	0	0	0	0	0	0	0	0	0	0	0	0	0	0	0	0	0	0
	05:30	1.	2	1	0	0	1	0	0	0	0	0	0	0	0	0	0	0	0	0	0	0	0	4
		3.	0	0	3	0	1	0	0	0	0	0	0	0	0	0	0	0	0	0	0	0	0	4
	06:00	1.	0	3	0	2	0	0	0	0	0	0	0	0	0	0	0	0	0	0	0	0	0	5
		3.	1	1	1	1	0	0	0	0	0	0	0	0	0	0	0	0	0	0	0	0	0	4
	06:30	1.	1	6	0	1	2	2	2	0	0	0	0	0	0	0	0	0	0	0	0	0	0	14
		3.	0	0	3	1	1	1	0	0	0	0	0	0	0	0	0	0	0	0	0	0	0	6
	07:00	1.	2	9	1	1	2	5	1	0	0	0	0	0	0	0	0	0	0	0	0	0	0	21
		3.	0	0	0	1	2	1	0	0	0	0	0	0	0	0	0	0	0	0	0	0	0	4
	07:30	1.	2	12	1	4	9	5	0	0	0	0	0	0	0	0	0	0	0	0	0	0	0	33
		3.	0	2	7	2	7	3	0	0	0	0	0	0	0	0	0	0	0	0	0	0	0	21
	08:00	1.	3	5	1	2	3	6	3	0	0	0	0	0	0	0	0	0	0	0	0	0	0	23
		3.	0	3	9	14	12	5	1	0	0	0	0	0	0	0	0	0	0	0	0	0	0	44
	08:30	1.	1	5	2	2	7	7	0	0	0	0	0	0	0	0	0	0	0	0	0	0	0	24
		3.	0	4	3	4	12	3	0	0	0	0	0	0	0	0	0	0	0	0	1	0	0	27

(FHWA09)			#1	#2	#3	#4	#5	#6	#7	#8	#9	#10	#11	#12	#13	#14	#15	#16	#17	#18	#19	#20	#21	
			1.0 - 10.1	15.1 - 20.1	25.1 - 30.1	35.1 - 40.1	45.1 - 50.1	55.1 - 60.1	65.1 - 70.1	75.1 - 80.1	85.1 - 90.1	95.1 - 100.1												
Date	Time	Lane	10.0	15.0	20.0	25.0	30.0	35.0	40.0	45.0	50.0	55.0	60.0	65.0	70.0	75.0	80.0	85.0	90.0	95.0	100.0	999.0	Other	Total
03/15/18	09:00	1.	0	2	0	0	3	4	1	0	0	0	0	0	0	0	0	0	0	0	0	0	0	10
Thu		3.	0	0	2	0	7	2	0	0	0	0	0	0	0	0	0	0	0	0	0	0	0	11
	09:30	1.	1	4	1	1	2	0	2	0	0	0	0	0	0	0	0	0	0	0	0	0	0	11
		3.	0	1	3	3	0	0	1	0	0	0	0	0	0	0	0	0	0	0	0	0	0	8
	10:00	1.	1	1	0	3	0	1	0	0	0	0	0	0	0	0	0	0	0	0	0	0	0	6
		3.	0	1	4	4	2	0	0	0	0	0	0	0	0	0	0	0	0	0	0	0	0	11
	10:30	1.	1	3	0	5	1	0	1	0	0	0	0	0	0	0	0	0	0	0	0	0	0	11
		3.	0	1	5	4	2	0	1	0	0	0	0	0	0	0	0	0	0	0	0	0	0	13
	11:00	1.	2	5	2	1	0	3	1	0	0	0	0	0	0	0	0	0	0	0	0	0	0	14
		3.	0	4	3	4	3	1	0	0	0	0	0	0	0	0	0	0	0	0	0	0	0	15
	11:30	1.	0	5	0	2	1	3	0	0	0	0	0	0	0	0	0	0	0	0	0	0	0	11
		3.	0	2	3	2	5	0	0	0	0	0	0	0	0	0	0	0	0	0	0	0	0	12
	12:00	1.	0	6	1	3	1	5	0	0	0	0	0	0	0	0	0	0	0	0	0	0	0	16
		3.	0	1	4	1	2	0	0	0	0	0	0	0	0	0	0	0	0	0	0	0	0	8
	12:30	1.	0	3	1	2	1	4	1	0	0	0	0	0	0	0	0	0	0	0	0	0	0	12
		3.	0	1	2	6	7	1	1	0	0	0	0	0	0	0	0	0	0	0	0	0	0	18
	13:00	1.	1	2	0	1	2	2	1	0	0	0	0	0	0	0	0	0	0	0	0	0	0	9
		3.	0	1	2	3	4	2	0	0	0	0	0	0	0	0	0	0	0	0	0	0	0	12
	13:30	1.	0	5	0	0	1	5	1	0	0	0	0	0	0	0	0	0	0	0	0	0	0	12
		3.	1	3	10	3	3	3	0	0	0	0	0	0	0	0	0	0	0	0	0	0	0	23
	14:00	1.	1	6	0	3	4	2	0	0	0	0	0	0	0	0	0	0	0	0	0	0	0	16
		3.	1	1	2	2	1	2	0	0	0	0	0	0	0	0	0	0	0	0	0	0	0	9
	14:30	1.	0	4	1	2	5	7	0	0	0	0	0	0	0	0	0	0	0	0	0	0	0	19
		3.	1	1	5	7	3	2	0	0	0	0	0	0	0	0	0	0	0	0	0	0	0	19
	15:00	1.	2	1	0	0	5	5	0	0	0	0	0	0	0	0	0	0	0	0	0	0	0	13
		3.	0	2	8	4	6	1	0	0	0	0	0	0	0	0	0	0	0	0	0	0	0	21
	15:30	1.	1	3	0	1	3	3	3	0	0	0	0	0	0	0	0	0	0	0	0	0	0	14
		3.	1	3	6	8	8	1	1	0	0	0	0	0	0	0	0	0	0	0	0	0	0	28
	16:00	1.	3	9	1	8	2	4	1	0	0	0	0	0	0	0	0	0	0	0	0	0	0	28
		3.	0	5	5	12	11	1	0	0	0	0	0	0	0	0	0	0	0	0	0	0	0	34
	16:30	1.	0	6	0	6	2	3	4	1	0	0	0	0	0	0	0	0	0	0	0	0	0	22
		3.	0	3	14	13	9	2	0	0	0	0	0	0	0	0	0	0	0	0	0	0	0	41
	17:00	1.	0	11	2	0	10	8	2	0	0	0	0	0	0	0	0	0	0	0	0	0	0	33
		3.	1	4	5	7	9	3	2	0	0	0	0	0	0	0	0	0	0	0	0	0	0	31
	17:30	1.	2	11	4	3	7	3	4	0	0	0	0	0	0	0	0	0	0	0	0	0	0	34
		3.	1	5	15	9	6	5	2	0	0	0	0	0	0	0	0	0	0	0	0	0	0	43

(FHWA09)			#1	#2	#3	#4	#5	#6	#7	#8	#9	#10	#11	#12	#13	#14	#15	#16	#17	#18	#19	#20	#21	
			1.0 - 10.1	15.1 - 20.0	25.1 - 30.0	35.0 - 40.0	45.0 - 50.0	55.0 - 60.0	65.0 - 70.0	75.0 - 80.0	85.0 - 90.0	95.0 - 100.0	99.0 - 100.1	Other	Total									
Date	Time	Lane	10.0	15.0	20.0	25.0	30.0	35.0	40.0	45.0	50.0	55.0	60.0	65.0	70.0	75.0	80.0	85.0	90.0	95.0	100.0	999.0	Other	Total
03/15/18	18:00	1.	0	11	2	1	7	5	0	0	0	0	0	0	0	0	0	0	0	0	0	0	0	26
Thu		3.	0	3	11	5	6	0	0	0	0	0	0	0	0	0	0	0	0	0	0	0	0	25
	18:30	1.	0	8	0	1	0	4	0	0	0	0	0	0	0	0	0	0	0	0	0	0	0	13
		3.	0	2	8	6	5	0	0	0	0	0	0	0	0	0	0	0	0	0	0	0	0	21
	19:00	1.	1	3	0	1	0	3	2	1	0	0	0	0	0	0	0	0	0	0	0	0	0	11
		3.	0	4	6	9	8	2	0	0	0	0	0	0	0	0	0	0	0	0	0	0	0	29
	19:30	1.	1	2	0	1	4	5	1	0	0	0	0	0	0	0	0	0	0	0	0	0	0	14
		3.	0	3	6	10	6	0	0	0	0	0	0	0	0	0	0	0	0	0	0	0	0	25
	20:00	1.	0	4	0	1	2	1	1	0	0	0	0	0	0	0	0	0	0	0	0	0	0	9
		3.	0	1	7	2	3	4	0	0	0	0	0	0	0	0	0	0	0	0	0	0	0	17
	20:30	1.	0	3	1	2	1	0	0	0	0	0	0	0	0	0	0	0	0	0	0	0	0	7
		3.	0	0	8	3	1	0	0	0	0	0	0	0	0	0	0	0	0	0	0	0	0	12
	21:00	1.	0	2	0	0	0	1	1	0	0	0	0	0	0	0	0	0	0	0	0	0	0	4
		3.	0	3	1	0	1	2	0	0	0	0	0	0	0	0	0	0	0	0	0	0	0	7
	21:30	1.	0	2	0	0	1	0	0	0	0	0	0	0	0	0	0	0	0	0	0	0	0	3
		3.	0	0	1	0	1	1	0	0	0	0	0	0	0	0	0	0	0	0	0	0	0	3
	22:00	1.	0	4	1	1	0	2	0	0	0	0	0	0	0	0	0	0	0	0	0	0	0	8
		3.	0	2	2	0	0	0	0	0	0	0	0	0	0	0	0	0	0	0	0	0	0	4
	22:30	1.	0	0	0	0	1	0	0	0	0	0	0	0	0	0	0	0	0	0	0	0	0	1
		3.	0	0	0	2	0	0	0	0	0	0	0	0	0	0	0	0	0	0	0	0	0	2
	23:00	1.	0	2	0	0	1	1	1	0	0	0	0	0	0	0	0	0	0	0	0	0	0	5
		3.	0	0	0	0	1	0	0	0	0	0	0	0	0	0	0	0	0	0	0	0	0	1
	23:30	1.	0	0	0	0	1	0	0	0	1	0	0	0	0	0	0	0	0	0	0	0	0	2
		3.	0	0	3	1	0	1	0	0	0	0	0	0	0	0	0	0	0	0	0	0	0	5
Daily Total :			35	241	203	214	249	164	46	3	1	0	0	0	0	0	0	0	0	0	1	0	0	1157
Percent :			3%	21%	18%	18%	22%	14%	4%	0%	0%	0%	0%	0%	0%	0%	0%	0%	0%	0%	0%	0%	0%	
Average :			1	5	4	4	5	3	1	0	0	0	0	0	0	0	0	0	0	0	0	0	0	29

Speeds - Average: 22.3 50% : 22.4 67% : 26.9 85% : 31.4 10mph Pace: 21.0 - 30.9 (40.0%)

(FHWA09)			#1	#2	#3	#4	#5	#6	#7	#8	#9	#10	#11	#12	#13	#14	#15	#16	#17	#18	#19	#20	#21	
			1.0 - 10.1	15.1 - 20.1	25.1 - 30.1	35.1 - 40.1	45.1 - 50.1	55.1 - 60.1	65.1 - 70.1	75.1 - 80.1	85.1 - 90.1	95.1 - 100.1	100.0	999.0	Other	Total								
Date	Time	Lane	10.0	15.0	20.0	25.0	30.0	35.0	40.0	45.0	50.0	55.0	60.0	65.0	70.0	75.0	80.0	85.0	90.0	95.0	100.0	999.0	Other	Total
03/16/18	00:00	1.	0	0	0	0	0	1	1	0	0	0	0	0	0	0	0	0	0	0	0	0	0	2
		3.	0	0	1	0	1	0	0	0	0	0	0	0	0	0	0	0	0	0	0	0	0	2
	00:30	1.	0	2	0	0	0	0	0	0	0	0	0	0	0	0	0	0	0	0	0	0	0	2
		3.	0	0	0	0	0	0	0	0	0	0	0	0	0	0	0	0	0	0	0	0	0	0
	01:00	1.	0	0	0	0	0	1	0	0	0	0	0	0	0	0	0	0	0	0	0	0	0	1
		3.	0	0	0	0	0	0	0	0	0	0	0	0	0	0	0	0	0	0	0	0	0	0
	01:30	1.	0	0	0	0	0	0	0	0	0	0	0	0	0	0	0	0	0	0	0	0	0	0
		3.	0	0	0	0	0	0	0	0	0	0	0	0	0	0	0	0	0	0	0	0	0	0
	02:00	1.	0	0	0	0	0	0	0	0	0	0	0	0	0	0	0	0	0	0	0	0	0	0
		3.	0	0	0	1	0	0	0	0	0	0	0	0	0	0	0	0	0	0	0	0	0	1
	02:30	1.	0	0	0	1	0	0	0	0	0	0	0	0	0	0	0	0	0	0	0	0	0	1
		3.	0	0	0	0	1	0	0	0	0	0	0	0	0	0	0	0	0	0	0	0	0	1
	03:00	1.	0	0	0	0	0	0	0	0	0	0	0	0	0	0	0	0	0	0	0	0	0	0
		3.	0	0	0	0	0	0	0	0	0	0	0	0	0	0	0	0	0	0	0	0	0	0
	03:30	1.	0	0	0	0	0	1	0	0	0	0	0	0	0	0	0	0	0	0	0	0	0	1
		3.	0	0	0	0	0	0	0	0	0	0	0	0	0	0	0	0	0	0	0	0	0	0
	04:00	1.	0	3	0	0	0	0	0	0	0	0	0	0	0	0	0	0	0	0	0	0	0	3
		3.	0	0	0	1	0	0	0	0	0	0	0	0	0	0	0	0	0	0	0	0	0	1
	04:30	1.	0	0	0	0	0	0	0	0	0	0	0	0	0	0	0	0	0	0	0	0	0	0
		3.	0	0	0	0	0	1	0	0	0	0	0	0	0	0	0	0	0	0	0	0	0	1
	05:00	1.	0	2	1	0	3	0	0	1	0	0	0	0	0	0	0	0	0	0	0	0	0	7
		3.	0	0	1	0	0	0	0	0	0	0	0	0	0	0	0	0	0	0	0	0	0	1
	05:30	1.	1	1	0	0	0	0	0	0	0	0	0	0	0	0	0	0	0	0	0	0	0	2
		3.	0	0	2	1	0	1	0	0	0	0	0	0	0	0	0	0	0	0	0	0	0	4
	06:00	1.	0	6	0	1	0	3	0	0	0	0	0	0	0	0	0	0	0	0	0	0	0	10
		3.	0	0	0	1	0	2	0	0	0	0	0	0	0	0	0	0	0	0	0	0	0	3
	06:30	1.	0	2	2	2	2	0	0	0	0	0	0	0	0	0	0	0	0	0	0	0	0	8
		3.	0	0	2	0	1	1	0	0	0	0	0	0	0	0	0	0	0	0	0	0	0	4
	07:00	1.	2	14	1	0	7	4	0	0	0	0	0	0	0	0	0	0	0	0	0	0	0	28
		3.	0	0	3	1	4	2	0	0	0	0	0	0	0	0	0	0	0	0	0	0	0	10
	07:30	1.	2	12	1	7	11	7	0	0	0	0	0	0	0	0	0	0	0	0	0	0	0	40
		3.	0	2	8	4	6	1	0	0	0	0	0	0	0	0	0	0	0	0	0	0	0	21
	08:00	1.	1	7	0	3	5	6	2	1	0	0	0	0	0	0	0	0	0	0	0	0	0	25
		3.	0	1	10	6	10	3	0	0	0	0	0	0	0	0	0	0	0	0	0	0	0	30
	08:30	1.	1	4	0	0	6	14	2	0	0	0	0	0	0	0	0	0	0	0	0	0	0	27
		3.	0	1	8	3	7	7	0	0	0	0	0	0	0	0	0	0	0	0	0	0	0	26

(FHWA09)			#1	#2	#3	#4	#5	#6	#7	#8	#9	#10	#11	#12	#13	#14	#15	#16	#17	#18	#19	#20	#21	
			1.0 - 10.1	15.1 - 20.1	25.1 - 30.1	35.0 - 40.0	45.0 - 50.0	55.0 - 60.0	65.0 - 70.0	75.0 - 80.0	85.0 - 90.0	95.0 - 100.0	999.0	Other	Total									
Date	Time	Lane	10.0	15.0	20.0	25.0	30.0	35.0	40.0	45.0	50.0	55.0	60.0	65.0	70.0	75.0	80.0	85.0	90.0	95.0	100.0	999.0	Other	Total
03/16/18	09:00	1.	1	5	1	2	6	3	0	0	0	0	0	0	0	0	0	0	0	0	0	0	0	18
		3.	0	1	3	2	6	3	0	0	0	0	0	0	0	0	0	0	0	0	0	0	0	15
	09:30	1.	0	1	0	1	3	1	1	0	0	0	0	0	0	0	0	0	0	0	0	0	0	7
		3.	0	0	4	2	2	0	0	0	0	0	0	0	0	0	0	0	0	0	0	0	0	8
	10:00	1.	0	1	0	1	2	1	2	0	0	0	0	0	0	0	0	0	0	0	0	0	0	7
		3.	0	0	2	4	3	1	0	0	0	0	0	0	0	0	0	0	0	0	0	0	0	10
	10:30	1.	0	2	1	2	2	1	2	0	0	0	0	0	0	0	0	0	0	0	0	0	0	10
		3.	0	0	2	3	2	2	0	0	0	0	0	0	0	0	0	0	0	0	0	0	0	9
	11:00	1.	1	4	1	3	5	3	0	0	0	0	0	0	0	0	0	0	0	0	0	0	0	17
		3.	0	4	2	6	4	1	0	0	0	0	0	0	0	0	0	0	0	0	0	0	0	17
	11:30	1.	0	2	0	0	1	4	2	0	0	0	0	0	0	0	0	0	0	0	0	0	0	9
		3.	1	3	4	5	7	2	0	0	0	0	0	0	0	0	0	0	0	0	0	0	0	22
	12:00	1.	2	0	0	0	6	3	0	0	0	0	0	0	0	0	0	0	0	0	0	0	0	11
		3.	0	3	6	4	5	1	0	0	0	0	0	0	0	0	0	0	0	0	0	0	0	19
	12:30	1.	0	4	2	6	6	3	1	0	0	0	0	0	0	0	0	0	0	0	0	0	0	22
		3.	2	1	5	6	4	3	0	0	0	0	0	0	0	0	0	0	0	0	0	0	0	21
	13:00	1.	0	8	0	2	1	3	0	0	0	0	0	0	0	0	0	0	0	0	0	0	0	14
		3.	0	3	1	6	8	3	0	0	0	0	0	0	0	0	0	0	0	0	0	0	0	21
	13:30	1.	0	2	1	4	2	2	0	0	0	0	0	0	0	0	0	0	0	0	0	0	0	11
		3.	0	1	2	8	3	0	0	0	0	0	0	0	0	0	0	0	0	0	0	0	0	14
	14:00	1.	0	4	0	0	6	5	2	0	0	0	0	0	0	0	0	0	0	0	0	0	0	17
		3.	0	4	3	6	6	0	0	0	0	0	0	0	0	0	0	0	0	0	0	0	0	19
	14:30	1.	2	7	2	4	5	2	0	0	0	0	0	0	0	0	0	0	0	0	0	0	0	22
		3.	0	1	5	6	3	1	0	0	0	0	0	0	0	0	0	0	0	0	0	0	0	16
	15:00	1.	0	1	2	2	3	5	0	0	0	0	0	0	0	0	0	0	0	0	0	0	0	13
		3.	1	3	3	9	1	3	0	0	0	0	0	0	0	0	0	0	0	0	0	0	0	20
	15:30	1.	2	5	1	0	8	1	1	0	0	0	0	0	0	0	0	0	0	0	0	0	0	18
		3.	0	4	4	6	7	5	0	0	0	0	0	0	0	0	0	0	0	0	0	0	0	26
	16:00	1.	2	13	1	2	10	5	1	1	0	0	0	0	0	0	0	0	0	0	0	0	0	35
		3.	2	5	9	9	7	5	1	0	0	0	0	0	0	0	0	0	0	0	0	0	0	38
	16:30	1.	1	7	1	1	3	4	3	0	0	0	0	0	0	0	0	0	0	0	0	0	0	20
		3.	0	4	12	7	15	3	0	0	0	0	0	0	0	0	0	0	0	0	0	0	0	41
	17:00	1.	1	9	1	0	5	8	1	0	0	0	0	0	0	0	0	0	0	0	0	0	0	25
		3.	1	1	13	12	10	0	2	0	0	0	0	0	0	0	0	0	0	0	0	0	0	39
	17:30	1.	1	14	0	2	8	6	0	0	0	0	0	0	0	0	0	0	0	0	0	0	0	31
		3.	2	5	12	3	14	4	0	0	0	0	0	0	0	0	0	0	0	0	0	0	0	40

(FHWA09)			#1	#2	#3	#4	#5	#6	#7	#8	#9	#10	#11	#12	#13	#14	#15	#16	#17	#18	#19	#20	#21	
			1.0 - 10.1	15.1 - 20.1	25.1 - 30.1	35.1 - 40.1	45.1 - 50.1	55.1 - 60.1	65.1 - 70.1	75.1 - 80.1	85.1 - 90.1	95.1 - 100.1												
Date	Time	Lane	10.0	15.0	20.0	25.0	30.0	35.0	40.0	45.0	50.0	55.0	60.0	65.0	70.0	75.0	80.0	85.0	90.0	95.0	100.0	999.0	Other	Total
03/16/18	18:00	1.	1	6	3	1	7	8	3	0	0	0	0	0	0	0	0	0	0	0	0	0	0	29
		3.	0	3	13	10	7	0	1	0	0	0	0	0	0	0	0	0	0	0	0	0	0	34
	18:30	1.	0	6	2	1	6	7	1	0	0	0	0	0	0	0	0	0	0	0	0	0	0	23
		3.	0	1	4	8	4	2	0	0	0	0	0	0	0	0	0	0	0	0	0	0	0	19
	19:00	1.	0	3	1	1	3	3	2	0	0	0	0	0	0	0	0	0	0	0	0	0	0	13
		3.	0	6	7	6	4	0	0	0	0	0	0	0	0	0	0	0	0	0	0	0	0	23
	19:30	1.	1	4	1	2	1	1	0	0	0	0	0	0	0	0	0	0	0	0	0	0	0	10
		3.	0	3	3	9	5	1	0	0	0	0	0	0	0	0	0	0	0	0	0	0	0	21
	20:00	1.	1	0	2	1	4	2	1	0	0	0	0	0	0	0	0	0	0	0	0	0	0	11
		3.	0	2	5	2	2	0	0	0	0	0	0	0	0	0	0	0	0	0	0	0	0	11
	20:30	1.	0	4	0	0	3	2	0	0	0	0	0	0	0	0	0	0	0	0	0	0	0	9
		3.	0	2	3	4	2	1	0	0	0	0	0	0	0	0	0	0	0	0	0	0	0	12
	21:00	1.	0	4	0	0	1	0	0	0	0	0	0	0	0	0	0	0	0	0	0	0	0	5
		3.	0	1	3	3	1	0	0	0	0	0	0	0	0	0	0	0	0	0	0	0	0	8
	21:30	1.	0	2	0	0	3	3	1	0	0	0	0	0	0	0	0	0	0	0	0	0	0	9
		3.	0	0	2	1	5	1	0	0	0	0	0	0	0	0	0	0	0	0	0	0	0	9
	22:00	1.	0	1	1	0	0	1	0	0	0	0	0	0	0	0	0	0	0	0	0	0	0	3
		3.	0	2	1	1	1	4	0	0	0	0	0	0	0	0	0	0	0	0	0	0	0	9
	22:30	1.	0	5	1	3	1	0	0	0	0	0	0	0	0	0	0	0	0	0	0	0	0	10
		3.	0	0	1	0	3	2	1	0	0	0	0	0	0	0	0	0	0	0	0	0	0	7
	23:00	1.	0	1	1	0	0	1	0	0	0	0	0	0	0	0	0	0	0	0	0	0	0	3
		3.	1	1	3	1	2	0	0	0	0	0	0	0	0	0	0	0	0	0	0	0	0	8
	23:30	1.	0	2	1	0	1	2	0	0	0	0	0	0	0	0	0	0	0	0	0	0	0	6
		3.	0	0	3	0	4	2	0	0	0	0	0	0	0	0	0	0	0	0	0	0	0	9
Daily Total :			33	248	207	222	323	195	34	3	0	0	0	0	0	0	0	0	0	0	0	0	0	1265
Percent :			3%	20%	16%	18%	26%	15%	3%	0%	0%	0%	0%	0%	0%	0%	0%	0%	0%	0%	0%	0%	0%	
Average :			1	5	4	5	7	4	1	0	0	0	0	0	0	0	0	0	0	0	0	0	0	23

Speeds - Average: 22.6 50% : 23.3 67% : 27.3 85% : 31.4 10mph Pace: 20.8 - 30.7 (43.1%)

(FHWA09)			#1	#2	#3	#4	#5	#6	#7	#8	#9	#10	#11	#12	#13	#14	#15	#16	#17	#18	#19	#20	#21	
			1.0 - 10.1	15.1 - 20.1	25.1 - 30.1	35.0 - 40.1	45.1 - 50.1	55.1 - 60.1	65.1 - 70.1	75.1 - 80.1	85.1 - 90.1	95.1 - 100.1												
Date	Time	Lane	10.0	15.0	20.0	25.0	30.0	35.0	40.0	45.0	50.0	55.0	60.0	65.0	70.0	75.0	80.0	85.0	90.0	95.0	100.0	999.0	Other	Total
03/17/18	00:00	1.	1	0	0	0	0	1	0	0	0	0	0	0	0	0	0	0	0	0	0	0	0	2
Sat		3.	0	0	1	0	1	2	0	0	0	0	0	0	0	0	0	0	0	0	0	0	0	4
	00:30	1.	0	0	0	0	0	0	0	0	0	0	0	0	0	0	0	0	0	0	0	0	0	0
		3.	0	1	0	0	0	0	0	0	0	0	0	0	0	0	0	0	0	0	0	0	0	1
	01:00	1.	0	0	0	0	0	2	2	0	0	0	0	0	0	0	0	0	0	0	0	0	0	4
		3.	0	0	1	1	0	0	0	0	0	0	0	0	0	0	0	0	0	0	0	0	0	2
	01:30	1.	0	1	0	0	0	0	0	0	0	0	0	0	0	0	0	0	0	0	0	0	0	1
		3.	0	0	0	1	0	0	0	0	0	0	0	0	0	0	0	0	0	0	0	0	0	1
	02:00	1.	0	0	0	1	0	1	0	0	0	0	0	0	0	0	0	0	0	0	0	0	0	2
		3.	0	0	0	0	0	0	1	0	0	0	0	0	0	0	0	0	0	0	0	0	0	1
	02:30	1.	0	0	0	0	0	0	0	0	0	0	0	0	0	0	0	0	0	0	0	0	0	0
		3.	0	0	0	0	0	0	0	0	0	0	0	0	0	0	0	0	0	0	0	0	0	0
	03:00	1.	0	0	0	0	0	0	0	0	0	0	0	0	0	0	0	0	0	0	0	0	0	0
		3.	0	0	1	0	0	0	0	0	0	0	0	0	0	0	0	0	0	0	0	0	0	1
	03:30	1.	0	0	0	0	0	0	0	0	0	0	0	0	0	0	0	0	0	0	0	0	0	0
		3.	0	0	2	0	0	0	0	0	0	0	0	0	0	0	0	0	0	0	0	0	0	2
	04:00	1.	0	0	0	0	0	1	0	0	0	0	0	0	0	0	0	0	0	0	0	0	0	1
		3.	0	0	0	0	0	0	0	0	0	0	0	0	0	0	0	0	0	0	0	0	0	0
	04:30	1.	0	0	0	0	0	0	0	0	0	0	0	0	0	0	0	0	0	0	0	0	0	0
		3.	0	0	0	0	0	0	0	0	0	0	0	0	0	0	0	0	0	0	0	0	0	0
	05:00	1.	0	0	0	0	0	0	0	0	0	0	0	0	0	0	0	0	0	0	0	0	0	0
		3.	0	0	0	1	0	0	0	0	0	0	0	0	0	0	0	0	0	0	0	0	0	1
	05:30	1.	0	1	0	0	0	0	0	0	0	0	0	0	0	0	0	0	0	0	0	0	0	1
		3.	0	0	2	1	0	1	0	0	0	0	0	0	0	0	0	0	0	0	0	0	0	4
	06:00	1.	0	1	1	0	0	0	0	0	0	0	0	0	0	0	0	0	0	0	0	0	0	2
		3.	0	0	0	0	0	0	0	0	0	0	0	0	0	0	0	0	0	0	0	0	0	0
	06:30	1.	0	2	0	0	1	0	0	0	0	0	0	0	0	0	0	0	0	0	0	0	0	3
		3.	0	0	1	0	0	0	0	0	0	0	0	0	0	0	0	0	0	0	0	0	0	1
	07:00	1.	0	1	0	0	1	1	0	0	0	0	0	0	0	0	0	0	0	0	0	0	0	3
		3.	0	0	0	0	2	0	0	0	0	0	0	0	0	0	0	0	0	0	0	0	0	2
	07:30	1.	1	0	0	1	1	1	0	0	0	0	0	0	0	0	0	0	0	0	0	0	0	4
		3.	0	0	2	0	1	1	0	1	0	0	0	0	0	0	0	0	0	0	0	0	0	5
	08:00	1.	1	2	0	1	2	1	1	0	0	0	0	0	0	0	0	0	0	0	0	0	0	8
		3.	0	0	2	3	3	2	0	0	0	0	0	0	0	0	0	0	0	0	0	0	0	10
	08:30	1.	0	5	0	2	5	1	0	0	0	0	0	0	0	0	0	0	0	0	0	0	0	13
		3.	0	3	3	2	4	1	0	0	0	0	0	0	0	0	0	0	0	0	0	0	0	13

(FHWA09)			#1	#2	#3	#4	#5	#6	#7	#8	#9	#10	#11	#12	#13	#14	#15	#16	#17	#18	#19	#20	#21	
			1.0 - 10.1	15.1 - 20.1	25.1 - 30.1	35.1 - 40.1	45.1 - 50.1	55.1 - 60.1	65.1 - 70.1	75.1 - 80.1	85.1 - 90.1	95.1 - 100.1												
Date	Time	Lane	10.0	15.0	20.0	25.0	30.0	35.0	40.0	45.0	50.0	55.0	60.0	65.0	70.0	75.0	80.0	85.0	90.0	95.0	100.0	999.0	Other	Total
03/17/18	09:00	1.	2	3	0	2	3	1	0	0	0	0	0	0	0	0	0	0	0	0	0	0	0	11
Sat		3.	0	1	1	0	1	1	0	0	0	0	0	0	0	0	0	0	0	0	0	0	0	4
	09:30	1.	1	8	0	2	3	1	0	0	0	0	0	0	0	0	0	0	0	0	0	0	0	15
		3.	1	2	5	1	3	0	1	0	0	0	0	0	0	0	0	0	0	0	0	0	0	13
	10:00	1.	1	2	1	1	3	1	1	0	0	0	0	0	0	0	0	0	0	0	0	0	0	10
		3.	0	0	0	5	3	1	0	0	0	0	0	0	0	0	0	0	0	0	0	0	0	9
	10:30	1.	0	5	0	2	3	4	0	0	0	0	0	0	0	0	0	0	0	0	0	0	0	14
		3.	0	1	3	5	8	3	0	0	0	0	0	0	0	0	0	0	0	0	0	0	0	20
	11:00	1.	0	4	0	1	4	5	1	1	0	0	0	0	0	0	0	0	0	0	0	0	0	16
		3.	1	0	6	2	4	0	0	0	0	0	0	0	0	0	0	0	0	0	0	0	0	13
	11:30	1.	1	7	2	4	3	2	0	0	0	0	0	0	0	0	0	0	0	0	0	0	0	19
		3.	0	2	6	6	6	0	0	0	0	0	0	0	0	0	0	0	0	0	0	0	0	20
	12:00	1.	0	4	1	3	6	4	0	0	0	0	0	0	0	0	0	0	0	0	0	0	0	18
		3.	0	2	6	4	4	3	0	0	0	0	0	0	0	0	0	0	0	0	0	0	0	19
	12:30	1.	2	9	0	2	4	4	0	0	0	0	0	0	0	0	0	0	0	0	0	0	0	21
		3.	0	3	5	2	6	0	0	0	0	0	0	0	0	0	0	0	0	0	0	0	0	16
	13:00	1.	1	5	1	2	4	0	4	0	0	0	0	0	0	0	0	0	0	0	0	0	0	17
		3.	1	8	4	9	3	1	0	0	0	0	0	0	0	0	0	0	0	0	0	0	0	26
	13:30	1.	0	9	1	3	1	3	0	0	0	0	0	0	0	0	0	0	0	0	0	0	0	17
		3.	0	0	7	5	10	0	0	0	0	0	0	0	0	0	0	0	0	0	0	0	0	22
	14:00	1.	1	5	1	7	3	2	0	0	0	0	0	0	0	0	0	0	0	0	0	0	0	19
		3.	0	1	11	9	6	1	0	0	0	0	0	0	0	0	0	0	0	0	0	0	0	28
	14:30	1.	0	5	0	4	5	3	0	0	0	0	0	0	0	0	0	0	0	0	0	0	0	17
		3.	0	1	4	8	9	1	0	0	0	0	0	0	0	0	0	0	0	0	0	0	0	23
	15:00	1.	3	4	0	5	1	2	0	0	0	0	0	0	0	0	0	0	0	0	0	0	0	15
		3.	1	1	3	5	6	0	0	0	0	0	0	0	0	0	0	0	0	0	0	0	0	16
	15:30	1.	5	5	0	3	1	3	0	1	0	0	0	0	0	0	0	0	0	0	0	0	0	18
		3.	0	2	6	5	6	3	0	0	0	0	0	0	0	0	0	0	0	0	0	0	0	22
	16:00	1.	0	11	1	0	2	2	0	0	0	0	0	0	0	0	0	0	0	0	0	0	0	16
		3.	0	0	7	13	10	0	0	0	0	0	0	0	0	0	0	0	0	0	0	0	0	30
	16:30	1.	2	7	4	7	3	8	2	0	0	0	0	0	0	0	0	0	0	0	0	0	0	33
		3.	0	5	2	2	7	0	0	0	0	0	0	0	0	0	0	0	0	0	0	0	0	16
	17:00	1.	1	5	0	1	8	4	1	0	0	0	0	0	0	0	0	0	0	0	0	0	0	20
		3.	0	0	8	3	3	1	0	0	0	0	0	0	0	0	0	0	0	0	0	0	0	15
	17:30	1.	3	9	1	4	5	1	1	0	0	0	0	0	0	0	0	0	0	0	0	0	0	24
		3.	2	2	3	18	7	1	0	0	0	0	0	0	0	0	0	0	0	0	0	0	0	33

(FHWA09)			#1	#2	#3	#4	#5	#6	#7	#8	#9	#10	#11	#12	#13	#14	#15	#16	#17	#18	#19	#20	#21	
			1.0 - 10.1	15.1 - 20.1	25.1 - 30.1	35.1 - 40.1	45.1 - 50.1	55.1 - 60.1	65.1 - 70.1	75.1 - 80.1	85.1 - 90.1	95.1 - 100.1												
Date	Time	Lane	10.0	15.0	20.0	25.0	30.0	35.0	40.0	45.0	50.0	55.0	60.0	65.0	70.0	75.0	80.0	85.0	90.0	95.0	100.0	999.0	Other	Total
03/17/18	18:00	1.	2	0	3	4	6	3	2	0	0	0	0	0	0	0	0	0	0	0	0	0	0	20
Sat		3.	0	3	6	4	7	3	0	0	0	0	0	0	0	0	0	0	0	0	0	0	0	23
	18:30	1.	1	5	0	1	4	2	1	1	0	0	0	0	0	0	0	0	0	0	0	0	0	15
		3.	1	5	2	5	2	0	0	0	0	0	0	0	0	0	0	0	0	0	0	0	0	15
	19:00	1.	1	3	0	2	1	3	1	0	0	0	0	0	0	0	0	0	0	0	0	0	0	11
		3.	1	1	8	6	1	0	1	0	0	0	0	0	0	0	0	0	0	0	0	0	0	18
	19:30	1.	1	2	1	0	4	1	1	0	0	0	0	0	0	0	0	0	0	0	0	0	0	10
		3.	0	0	8	2	4	0	0	0	0	0	0	0	0	0	0	0	0	0	0	0	0	14
	20:00	1.	0	10	0	1	0	3	0	0	0	0	0	0	0	0	0	0	0	0	0	0	0	14
		3.	0	1	10	3	1	0	0	0	0	0	0	0	0	0	0	0	0	0	0	0	0	15
	20:30	1.	0	3	2	1	3	6	0	0	0	0	0	0	0	0	0	0	0	0	0	0	0	15
		3.	0	0	3	2	2	1	0	0	0	0	0	0	0	0	0	0	0	0	0	0	0	8
	21:00	1.	0	2	0	0	0	2	0	1	0	0	0	0	0	0	0	0	0	0	0	0	0	5
		3.	0	2	3	1	1	1	0	0	0	0	0	0	0	0	0	0	0	0	0	0	0	8
	21:30	1.	0	1	0	1	4	1	0	0	0	0	0	0	0	0	0	0	0	0	0	0	0	7
		3.	0	1	1	2	3	1	0	0	0	0	0	0	0	0	0	0	0	0	0	0	0	8
	22:00	1.	0	1	0	0	0	0	1	0	0	0	0	0	0	0	0	0	0	0	0	0	0	2
		3.	0	0	4	2	1	0	0	0	0	0	0	0	0	0	0	0	0	0	0	0	0	7
	22:30	1.	1	4	0	1	0	0	0	0	0	0	0	0	0	0	0	0	0	0	0	0	0	6
		3.	0	0	4	2	0	1	0	0	0	0	0	0	0	0	0	0	0	0	0	0	0	7
	23:00	1.	0	3	1	0	1	1	0	0	0	0	0	0	0	0	0	0	0	0	0	0	0	6
		3.	0	0	5	0	0	1	0	0	0	0	0	0	0	0	0	0	0	0	0	0	0	6
	23:30	1.	0	0	0	1	0	0	1	0	0	0	0	0	0	0	0	0	0	0	0	0	0	2
		3.	0	2	0	2	2	0	0	0	0	0	0	0	0	0	0	0	0	0	0	0	0	6
Daily Total :			40	204	177	212	232	112	23	5	0	0	0	0	0	0	0	0	0	0	0	0	0	1005
Percent :			4%	20%	18%	21%	23%	11%	2%	0%	0%	0%	0%	0%	0%	0%	0%	0%	0%	0%	0%	0%	0%	
Average :			1	4	4	4	5	2	0	0	0	0	0	0	0	0	0	0	0	0	0	0	0	27

Speeds - Average: 21.7 50% : 22.1 67% : 26.1 85% : 29.8 10mph Pace: 20.1 - 30.0 (44.2%)

(FHWA09)			#1	#2	#3	#4	#5	#6	#7	#8	#9	#10	#11	#12	#13	#14	#15	#16	#17	#18	#19	#20	#21	
			1.0 - 10.1	15.1 - 20.1	25.1 - 30.1	35.1 - 40.1	45.1 - 50.1	55.1 - 60.1	65.1 - 70.1	75.1 - 80.1	85.1 - 90.1	95.1 - 100.1												
Date	Time	Lane	10.0	15.0	20.0	25.0	30.0	35.0	40.0	45.0	50.0	55.0	60.0	65.0	70.0	75.0	80.0	85.0	90.0	95.0	100.0	999.0	Other	Total
03/18/18	00:00	1.	0	0	0	0	0	0	0	0	0	0	0	0	0	0	0	0	0	0	0	0	0	0
Sun		3.	0	1	2	1	0	0	0	0	0	0	0	0	0	0	0	0	0	0	0	0	0	4
	00:30	1.	0	1	0	0	0	0	0	0	0	0	0	0	0	0	0	0	0	0	0	0	0	1
		3.	0	0	2	0	2	0	0	0	0	0	0	0	0	0	0	0	0	0	0	0	0	4
	01:00	1.	0	1	0	0	0	0	0	0	0	0	0	0	0	0	0	0	0	0	0	0	0	1
		3.	0	0	2	0	0	0	0	0	0	0	0	0	0	0	0	0	0	0	0	0	0	2
	01:30	1.	0	0	0	0	1	0	0	0	0	0	0	0	0	0	0	0	0	0	0	0	0	1
		3.	0	0	0	2	0	0	0	0	0	0	0	0	0	0	0	0	0	0	0	0	0	2
	02:00	1.	0	1	0	0	0	1	0	1	0	0	0	0	0	0	0	0	0	0	0	0	0	3
		3.	0	0	0	0	0	0	0	0	0	0	0	0	0	0	0	0	0	0	0	0	0	0
	02:30	1.	0	0	0	0	0	0	0	0	0	0	0	0	0	0	0	0	0	0	0	0	0	0
		3.	0	0	1	1	0	0	0	0	0	0	0	0	0	0	0	0	0	0	0	0	0	2
	03:00	1.	0	0	0	0	0	0	0	1	0	0	0	0	0	0	0	0	0	0	0	0	0	1
		3.	0	0	0	0	0	0	0	0	0	0	0	0	0	0	0	0	0	0	0	0	0	0
	03:30	1.	0	1	2	0	0	0	0	0	0	0	0	0	0	0	0	0	0	0	0	0	0	3
		3.	0	0	0	0	0	0	0	0	0	0	0	0	0	0	0	0	0	0	0	0	0	0
	04:00	1.	0	0	0	0	0	0	0	0	0	0	0	0	0	0	0	0	0	0	0	0	0	0
		3.	0	0	0	0	0	0	0	0	0	0	0	0	0	0	0	0	0	0	0	0	0	0
	04:30	1.	0	0	0	0	0	0	0	0	0	0	0	0	0	0	0	0	0	0	0	0	0	0
		3.	0	0	0	0	0	0	0	0	0	0	0	0	0	0	0	0	0	0	0	0	0	0
	05:00	1.	0	0	0	0	0	0	0	0	0	0	0	0	0	0	0	0	0	0	0	0	0	0
		3.	0	0	0	0	0	0	0	0	0	0	0	0	0	0	0	0	0	0	0	0	0	0
	05:30	1.	0	2	0	1	0	0	0	0	0	0	0	0	0	0	0	0	0	0	0	0	0	3
		3.	0	0	2	1	0	0	0	0	0	0	0	0	0	0	0	0	0	0	0	0	0	3
	06:00	1.	0	3	0	0	0	1	0	0	0	0	0	0	0	0	0	0	0	0	0	0	0	4
		3.	0	0	0	0	0	0	0	0	0	0	0	0	0	0	0	0	0	0	0	0	0	0
	06:30	1.	0	0	0	0	0	1	0	0	0	0	0	0	0	0	0	0	0	0	0	0	0	1
		3.	0	1	0	0	0	0	0	0	0	0	0	0	0	0	0	0	0	0	0	0	0	1
	07:00	1.	0	1	0	1	1	1	0	0	0	0	0	0	0	0	0	0	0	0	0	0	0	4
		3.	0	1	0	0	0	0	0	0	0	0	0	0	0	0	0	0	0	0	0	0	0	1
	07:30	1.	1	2	0	0	0	0	0	0	0	0	0	0	0	0	0	0	0	0	0	0	0	3
		3.	0	0	0	1	1	0	0	0	0	0	0	0	0	0	0	0	0	0	0	0	0	2
	08:00	1.	2	1	2	2	2	3	0	0	0	0	0	0	0	0	0	0	0	0	0	0	0	12
		3.	0	0	0	0	0	0	0	0	0	0	0	0	0	0	0	0	0	0	0	0	0	0
	08:30	1.	2	3	0	1	0	4	1	0	0	0	0	0	0	0	0	0	0	0	0	0	0	11
		3.	0	0	0	4	1	2	0	0	0	0	0	0	0	0	0	0	0	0	0	0	0	7

(FHWA09)			#1	#2	#3	#4	#5	#6	#7	#8	#9	#10	#11	#12	#13	#14	#15	#16	#17	#18	#19	#20	#21	
			1.0 - 10.1	15.1 - 20.1	25.1 - 30.1	35.1 - 40.1	45.1 - 50.1	55.1 - 60.1	65.1 - 70.1	75.1 - 80.1	85.1 - 90.1	95.1 - 100.1												
Date	Time	Lane	10.0	15.0	20.0	25.0	30.0	35.0	40.0	45.0	50.0	55.0	60.0	65.0	70.0	75.0	80.0	85.0	90.0	95.0	100.0	999.0	Other	Total
03/18/18	09:00	1.	0	6	1	0	2	6	1	0	0	0	0	0	0	0	0	0	0	0	0	0	0	16
Sun		3.	0	1	4	3	7	2	0	0	0	0	0	0	0	0	0	0	0	0	0	0	0	17
	09:30	1.	1	12	0	3	7	3	2	0	0	0	0	0	0	0	0	0	0	0	0	0	0	28
		3.	0	2	1	5	3	0	0	0	0	0	0	0	0	0	0	0	0	0	0	0	0	11
	10:00	1.	3	6	0	2	5	7	1	0	0	0	0	0	0	0	0	0	0	0	0	0	0	24
		3.	0	2	6	5	4	3	0	0	0	0	0	0	0	0	0	0	0	0	0	0	0	20
	10:30	1.	1	10	0	3	6	1	1	0	0	0	0	0	0	0	0	0	0	0	0	0	0	22
		3.	0	0	4	7	1	0	0	0	0	0	0	0	0	0	0	0	0	0	0	0	0	12
	11:00	1.	1	7	3	2	2	2	0	0	0	0	0	0	0	0	0	0	0	0	0	0	0	17
		3.	0	2	5	9	2	0	1	0	0	0	0	0	0	0	0	0	0	0	0	0	0	19
	11:30	1.	0	4	0	1	4	4	0	0	0	0	0	0	0	0	0	0	0	0	0	0	0	13
		3.	0	5	6	10	5	0	0	0	0	0	0	0	0	0	0	0	0	0	0	0	0	26
	12:00	1.	0	10	0	2	4	2	1	0	0	0	0	0	0	0	0	0	0	0	0	0	0	19
		3.	0	2	7	5	9	0	0	0	0	0	0	0	0	0	0	0	0	0	0	0	0	23
	12:30	1.	1	4	1	3	2	6	0	0	0	0	0	0	0	0	0	0	0	0	0	0	0	17
		3.	1	1	5	9	10	2	0	0	0	0	0	0	0	0	0	0	0	0	0	0	0	28
	13:00	1.	3	6	3	2	7	8	2	0	0	0	0	0	0	0	0	0	0	0	0	0	0	31
		3.	1	1	6	7	3	0	1	0	0	0	0	0	0	0	0	0	0	0	0	0	0	19
	13:30	1.	2	4	1	7	2	4	1	0	0	0	0	0	0	0	0	0	0	0	0	0	0	21
		3.	1	2	5	3	5	1	0	0	0	1	0	0	0	0	0	0	0	0	0	0	0	18
	14:00	1.	1	9	3	2	7	1	3	0	0	0	0	0	0	0	0	0	0	0	0	0	0	26
		3.	1	3	11	2	4	2	0	0	0	0	0	0	0	0	0	0	0	0	0	0	0	23
	14:30	1.	2	7	2	6	6	5	1	0	0	0	0	0	0	0	0	0	0	0	0	0	0	29
		3.	0	3	8	2	4	1	0	0	0	0	0	0	0	0	0	0	0	0	0	0	0	18
	15:00	1.	5	9	2	3	3	5	3	0	0	0	0	0	0	0	0	0	0	0	0	0	0	30
		3.	0	4	4	12	5	1	0	0	1	0	0	0	0	0	0	0	0	0	0	0	0	27
	15:30	1.	1	5	2	4	5	4	2	0	0	0	0	0	0	0	0	0	0	0	0	0	0	23
		3.	0	4	6	3	9	0	0	0	0	0	0	0	0	0	0	0	0	0	0	0	0	22
	16:00	1.	0	5	1	2	2	9	0	0	0	0	0	0	0	0	0	0	0	0	0	0	0	19
		3.	0	3	8	12	5	2	0	0	0	0	0	0	0	0	0	0	0	0	0	0	0	30
	16:30	1.	0	4	1	4	6	3	1	0	0	0	0	0	0	0	0	0	0	0	0	0	0	19
		3.	1	9	7	5	3	0	0	0	0	0	0	0	0	0	0	0	0	0	0	0	0	25
	17:00	1.	2	11	0	1	7	1	2	0	0	0	0	0	0	0	0	0	0	0	0	0	0	24
		3.	0	2	11	11	4	1	0	0	0	0	0	0	0	0	0	0	0	0	0	0	0	29
	17:30	1.	1	1	1	1	6	5	0	0	0	0	0	0	0	0	0	0	0	0	0	0	0	15
		3.	0	2	10	6	9	2	0	0	0	0	0	0	0	0	0	0	0	0	0	0	0	29

(FHWA09)			#1	#2	#3	#4	#5	#6	#7	#8	#9	#10	#11	#12	#13	#14	#15	#16	#17	#18	#19	#20	#21	
			1.0 - 10.1	15.1 - 20.1	25.1 - 30.1	35.1 - 40.1	45.1 - 50.1	55.1 - 60.1	65.1 - 70.1	75.1 - 80.1	85.1 - 90.1	95.1 - 100.1												
Date	Time	Lane	10.0	15.0	20.0	25.0	30.0	35.0	40.0	45.0	50.0	55.0	60.0	65.0	70.0	75.0	80.0	85.0	90.0	95.0	100.0	999.0	Other	Total
03/18/18	18:00	1.	3	6	5	3	2	5	1	0	0	0	0	0	0	0	0	0	0	0	0	0	0	25
Sun		3.	0	4	11	5	6	1	3	0	0	0	0	0	0	0	0	0	0	0	0	0	0	30
	18:30	1.	0	4	0	1	6	2	0	0	0	0	0	0	0	0	0	0	0	0	0	0	0	13
		3.	1	7	8	7	8	1	0	0	0	0	0	0	0	0	0	0	0	0	0	0	0	32
	19:00	1.	1	5	0	0	4	1	1	0	0	0	0	0	0	0	0	0	0	0	0	0	0	12
		3.	0	5	10	6	5	1	0	0	0	0	0	0	0	0	0	0	0	0	0	0	0	27
	19:30	1.	1	5	0	3	3	0	0	0	0	0	0	0	0	0	0	0	0	0	0	0	0	12
		3.	3	4	5	5	5	1	0	0	0	0	0	0	0	0	0	0	0	0	0	0	0	23
	20:00	1.	0	4	1	2	1	3	3	0	0	0	0	0	0	0	0	0	0	0	0	0	0	14
		3.	0	2	4	5	2	0	0	0	0	0	0	0	0	0	0	0	0	0	0	0	0	13
	20:30	1.	0	1	0	0	3	3	0	0	0	0	0	0	0	0	0	0	0	0	0	0	0	7
		3.	0	1	1	3	6	2	0	0	0	0	0	0	0	0	0	0	0	0	0	0	0	13
	21:00	1.	0	2	3	2	1	2	0	0	0	0	0	0	0	0	0	0	0	0	0	0	0	10
		3.	1	1	3	2	4	2	0	0	0	0	0	0	0	0	0	0	0	0	0	0	0	13
	21:30	1.	0	3	0	0	1	1	0	0	0	0	0	0	0	0	0	0	0	0	0	0	0	5
		3.	0	0	3	0	1	1	0	0	0	0	0	0	0	0	0	0	0	0	0	0	0	5
	22:00	1.	0	0	1	1	0	1	1	0	0	0	0	0	0	0	0	0	0	0	0	0	0	4
		3.	0	0	1	0	0	0	0	0	0	0	0	0	0	0	0	0	0	0	0	0	0	1
	22:30	1.	0	3	0	0	1	0	0	0	0	0	0	0	0	0	0	0	0	0	0	0	0	4
		3.	0	0	3	1	0	0	0	0	0	0	0	0	0	0	0	0	0	0	0	0	0	4
	23:00	1.	0	2	1	0	0	0	0	0	0	0	0	0	0	0	0	0	0	0	0	0	0	3
		3.	0	0	0	2	1	0	1	0	0	0	0	0	0	0	0	0	0	0	0	0	0	4
	23:30	1.	0	0	1	0	1	0	1	0	0	0	0	0	0	0	0	0	0	0	0	0	0	3
		3.	0	1	1	0	0	0	0	0	0	0	0	0	0	0	0	0	0	0	0	0	0	2
Daily Total :			44	247	210	227	244	133	35	2	1	1	0	0	0	0	0	0	0	0	0	0	0	1144
Percent :			4%	22%	18%	20%	21%	12%	3%	0%	0%	0%	0%	0%	0%	0%	0%	0%	0%	0%	0%	0%	0%	0%
Average :			1	5	4	5	5	3	1	0	0	0	0	0	0	0	0	0	0	0	0	0	0	20

Speeds - Average: 21.6 50% : 21.7 67% : 26.0 85% : 30.1 10mph Pace: 20.1 - 30.0 (41.2%)

(FHWA09)			#1	#2	#3	#4	#5	#6	#7	#8	#9	#10	#11	#12	#13	#14	#15	#16	#17	#18	#19	#20	#21	
			1.0 - 10.1	15.1 - 20.1	25.1 - 30.1	35.1 - 40.1	45.1 - 50.1	55.1 - 60.1	65.1 - 70.1	75.1 - 80.1	85.1 - 90.1	95.1 - 100.1	100.0	999.0	Other	Total								
Date	Time	Lane	10.0	15.0	20.0	25.0	30.0	35.0	40.0	45.0	50.0	55.0	60.0	65.0	70.0	75.0	80.0	85.0	90.0	95.0	100.0	999.0	Other	Total
03/19/18	00:00	1.	0	0	0	0	0	0	1	0	0	0	0	0	0	0	0	0	0	0	0	0	0	1
Mon		3.	0	0	0	1	0	1	0	0	0	0	0	0	0	0	0	0	0	0	0	0	0	2
	00:30	1.	0	1	0	0	0	0	0	0	0	0	0	0	0	0	0	0	0	0	0	0	0	1
		3.	0	0	1	0	0	0	0	0	0	0	0	0	0	0	0	0	0	0	0	0	0	1
	01:00	1.	0	1	0	0	0	0	1	0	0	0	0	0	0	0	0	0	0	0	0	0	0	2
		3.	0	0	0	0	1	0	0	0	0	0	0	0	0	0	0	0	0	0	0	0	0	1
	01:30	1.	0	0	0	1	1	0	0	0	0	0	0	0	0	0	0	0	0	0	0	0	0	2
		3.	0	0	1	0	1	0	0	0	0	0	0	0	0	0	0	0	0	0	0	0	0	2
	02:00	1.	1	0	0	0	0	0	0	0	0	0	0	0	0	0	0	0	0	0	0	0	0	1
		3.	0	0	0	0	0	0	0	0	0	0	0	0	0	0	0	0	0	0	0	0	0	0
	02:30	1.	0	0	0	0	0	0	0	0	0	0	0	0	0	0	0	0	0	0	0	0	0	0
		3.	0	0	0	0	0	0	0	0	0	0	0	0	0	0	0	0	0	0	0	0	0	0
	03:00	1.	0	0	0	0	0	0	0	0	0	0	0	0	0	0	0	0	0	0	0	0	0	0
		3.	0	1	0	1	0	0	0	0	0	0	0	0	0	0	0	0	0	0	0	0	0	2
	03:30	1.	0	0	0	0	0	0	0	0	0	0	0	0	0	0	0	0	0	0	0	0	0	0
		3.	0	0	1	0	0	0	0	0	0	0	0	0	0	0	0	0	0	0	0	0	0	1
	04:00	1.	0	1	0	0	0	0	0	0	0	0	0	0	0	0	0	0	0	0	0	0	0	1
		3.	0	0	0	0	0	0	0	0	0	0	0	0	0	0	0	0	0	0	0	0	0	0
	04:30	1.	0	2	0	0	0	0	1	0	0	0	0	0	0	0	0	0	0	0	0	0	0	3
		3.	0	0	1	0	1	0	0	0	0	0	0	0	0	0	0	0	0	0	0	0	0	2
	05:00	1.	0	1	0	1	1	1	1	0	0	0	0	0	0	0	0	0	0	0	0	0	0	5
		3.	0	0	0	0	0	0	0	0	0	0	0	0	0	0	0	0	0	0	0	0	0	0
	05:30	1.	1	1	2	0	0	0	0	0	0	0	0	0	0	0	0	0	0	0	0	0	0	4
		3.	0	1	2	2	1	0	0	0	0	0	0	0	0	0	0	0	0	0	0	0	0	6
	06:00	1.	0	2	0	0	1	2	0	0	0	0	0	0	0	0	0	0	0	0	0	0	0	5
		3.	0	0	0	0	1	0	0	0	0	0	0	0	0	0	0	0	0	0	0	0	0	1
	06:30	1.	0	6	1	1	1	3	0	0	0	0	0	0	0	0	0	0	0	0	0	0	0	12
		3.	0	0	1	0	1	1	0	0	0	0	0	0	0	0	0	0	0	0	0	0	0	3
	07:00	1.	2	8	1	2	5	6	1	0	0	0	0	0	0	0	0	0	0	0	0	0	0	25
		3.	0	0	4	7	4	3	0	0	0	0	0	0	0	0	0	0	0	0	0	0	0	18
	07:30	1.	3	12	1	4	12	6	0	0	0	0	0	0	0	0	0	0	0	0	0	0	0	38
		3.	1	3	6	6	9	3	0	0	0	0	0	0	0	0	0	0	0	0	0	0	0	28
	08:00	1.	0	10	2	1	3	8	0	2	0	0	0	0	0	0	0	0	0	0	0	0	0	26
		3.	0	1	6	9	8	1	1	0	0	0	0	0	0	0	0	0	0	0	0	0	0	26
	08:30	1.	2	6	2	5	9	0	1	0	0	0	0	0	0	0	0	0	0	0	0	0	0	25
		3.	1	3	5	8	5	4	0	0	0	0	0	0	0	0	0	0	0	0	0	0	0	26

(FHWA09)			#1	#2	#3	#4	#5	#6	#7	#8	#9	#10	#11	#12	#13	#14	#15	#16	#17	#18	#19	#20	#21	
			1.0 - 10.1	15.1 - 20.1	25.1 - 30.1	35.1 - 40.1	45.1 - 50.1	55.1 - 60.1	65.1 - 70.1	75.1 - 80.1	85.1 - 90.1	95.1 - 100.1												
Date	Time	Lane	10.0	15.0	20.0	25.0	30.0	35.0	40.0	45.0	50.0	55.0	60.0	65.0	70.0	75.0	80.0	85.0	90.0	95.0	100.0	999.0	Other	Total
03/19/18	09:00	1.	0	3	2	3	3	0	0	0	0	0	0	0	0	0	0	0	0	0	0	0	0	11
Mon		3.	0	2	6	4	2	0	0	0	0	0	0	0	0	0	0	0	0	0	0	0	0	14
	09:30	1.	0	4	1	2	0	0	0	0	0	0	0	0	0	0	0	0	0	0	0	0	0	7
		3.	0	1	5	1	0	0	0	0	0	0	0	0	0	0	0	0	0	0	0	0	0	7
	10:00	1.	1	4	1	3	0	0	0	0	1	0	0	0	0	0	0	0	0	0	0	0	0	10
		3.	0	0	5	4	1	0	0	0	0	0	0	0	0	0	0	0	0	0	0	0	0	10
	10:30	1.	2	7	0	1	0	0	0	0	0	0	0	0	0	0	0	0	0	0	0	0	0	10
		3.	1	5	3	2	1	0	0	0	0	0	0	0	0	0	0	0	0	0	0	0	0	12
Daily Total :			15	86	60	69	72	39	7	2	1	0	0	0	0	0	0	0	0	0	0	0	0	351
Percent :			4%	25%	17%	20%	21%	11%	2%	1%	0%	0%	0%	0%	0%	0%	0%	0%	0%	0%	0%	0%	0%	
Average :			1	4	3	3	3	2	0	0	0	0	0	0	0	0	0	0	0	0	0	0	0	24

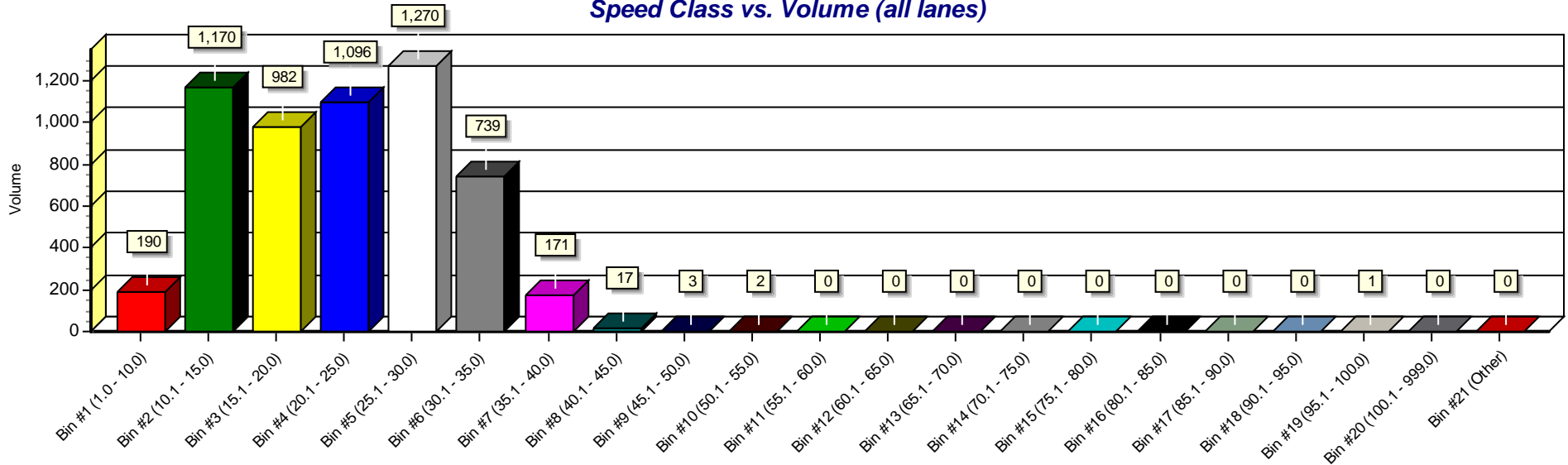
Speeds - Average: 21.1 50% : 21.3 67% : 25.7 85% : 29.6 10mph Pace: 10.1 - 20.0 (41.6%)

Basic Speed Class Summary: Lanetown Rd South of Track

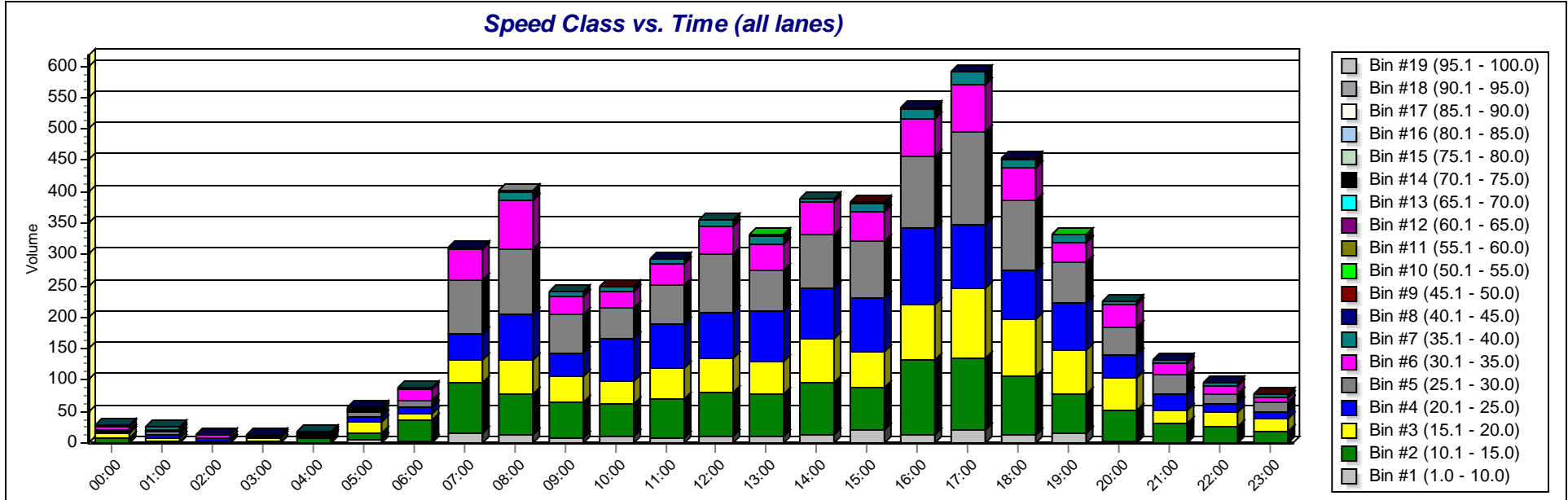
(FHWA09)

Description	Lane	#1	#2	#3	#4	#5	#6	#7	#8	#9	#10	#11	#12	#13	#14	#15	#16	#17	#18	#19	#20	#21	Other	Total
		1.0 - 10.1 - 15.1 - 20.1 - 25.1 - 30.1 - 35.1 - 40.1 - 45.1 - 50.1 - 55.1 - 60.1 - 65.1 - 70.1 - 75.1 - 80.1 - 85.1 - 90.1 - 95.1 - 100.1																						
TOTAL COUNT :		144	844	136	306	547	518	139	16	2	1	0	0	0	0	0	0	0	0	0	0	0	0	2653
	#1.	46	326	846	790	723	221	32	1	1	1	0	0	0	0	0	0	0	0	0	1	0	0	2988
	#3.	190	1170	982	1096	1270	739	171	17	3	2	0	0	0	0	0	0	0	0	1	0	0	5641	
Percents :		5%	32%	5%	12%	21%	20%	5%	1%	0%	0%	0%	0%	0%	0%	0%	0%	0%	0%	0%	0%	0%	0%	47%
	#1.	2%	11%	28%	26%	24%	7%	1%	0%	0%	0%	0%	0%	0%	0%	0%	0%	0%	0%	0%	0%	0%	0%	53%
	#3.	3%	21%	17%	19%	23%	13%	3%	0%	0%	0%	0%	0%	0%	0%	0%	0%	0%	0%	0%	0%	0%	0%	
Average :		1	4	1	1	2	2	1	0	0	0	0	0	0	0	0	0	0	0	0	0	0	0	12
	#1.	0	1	4	3	3	1	0	0	0	0	0	0	0	0	0	0	0	0	0	0	0	0	12
	#3.	1	5	5	4	5	3	1	0	0	0	0	0	0	0	0	0	0	0	0	0	0	0	24
Days & ADT :		5.0	530																					
	#1.	5.0	597																					
	#3.	5.0	1128																					
Avg,50,67,85%:		22.1	23.4	28.3	32.8	25.2 - 35.1	40%																	
	#1.	21.9	21.9	25.1	28.8	15.2 - 25.1	55%																	
	#3.	22.0	22.3	26.5	30.7	20.1 - 30.0	42%																	

Speed Class vs. Volume (all lanes)



Speed Class vs. Time (all lanes)



Basic Length Classification Report: Lanetown Rd

Lane Configuration

#	Dir.	Information	Vehicle Sensors	Sensor Spacing	Loop Length	Comment
1.			Ax-Ax	4.0 ft	6.0 ft	
3.			Ax-Ax	4.0 ft	6.0 ft	

Basic Length Classification Data From: 11:00 - 03/14/2018 To: 10:59 - 03/19/2018

(DEFAULT)			#1	#2	#3	#4	#5	#6	#7	#8	#9	#10	#11	#12	#13	Total
Date	Time	Lane	0.0 - 5.9'	6.0 - 9.9'	10.0 - 14.9'	15.0 - 19.9'	20.0 - 24.9'	25.0 - 29.9'	30.0 - 39.9'	40.0 - 49.9'	50.0 - 59.9'	60.0 - 69.9'	70.0 - 79.9'	80.0 - 89.9'	Other	
03/14/18	11:00	1.	0	0	1	4	0	0	0	0	0	1	0	0	0	6
	Wed	3.	0	0	5	3	0	0	0	0	0	0	0	0	0	8
	11:30	1.	0	0	3	2	0	0	0	0	0	0	0	0	0	5
		3.	0	0	10	5	0	0	0	0	0	0	0	0	0	15
	12:00	1.	0	0	11	3	0	0	0	1	0	0	0	0	0	15
		3.	0	0	8	6	0	0	0	0	0	0	0	0	0	14
	12:30	1.	0	0	15	4	0	0	0	0	0	0	0	0	0	19
		3.	0	0	14	4	0	0	0	0	0	0	0	0	0	18
	13:00	1.	0	0	8	0	0	0	0	0	0	0	0	0	0	8
		3.	0	0	11	3	0	0	0	0	0	0	0	0	0	14
	13:30	1.	0	0	7	3	0	0	0	0	0	0	0	0	0	10
		3.	0	0	11	1	0	0	0	0	0	0	0	0	0	12
	14:00	1.	0	0	17	0	0	0	1	0	0	0	0	0	0	18
		3.	0	0	11	3	1	0	0	0	0	0	0	0	0	15
	14:30	1.	0	0	9	4	1	1	0	0	0	0	0	0	0	15
		3.	0	0	17	3	1	0	0	1	0	0	0	0	0	22
	15:00	1.	0	0	6	3	1	0	0	0	0	0	0	0	0	10
		3.	0	0	10	2	0	0	2	0	0	0	0	0	0	14
	15:30	1.	0	0	11	4	0	1	0	0	0	0	0	0	0	16
		3.	0	0	12	2	2	0	0	0	0	1	0	0	0	17
	16:00	1.	0	0	22	2	0	1	0	0	0	0	0	0	1	26
		3.	0	0	15	8	1	0	0	1	0	0	0	0	0	25
	16:30	1.	0	1	8	3	0	0	0	0	1	0	0	0	0	13
		3.	0	0	14	9	0	0	0	0	0	0	0	0	0	23

(DEFAULT)			#1	#2	#3	#4	#5	#6	#7	#8	#9	#10	#11	#12	#13	
			0.0 -	6.0 -	10.0 -	15.0 -	20.0 -	25.0 -	30.0 -	40.0 -	50.0 -	60.0 -	70.0 -	80.0 -		
Date	Time	Lane	5.9'	9.9'	14.9'	19.9'	24.9'	29.9'	39.9'	49.9'	59.9'	69.9'	79.9'	89.9'	Other	Total
03/14/18	17:00	1.	0	0	21	4	0	0	0	0	0	1	0	0	0	26
Wed		3.	0	1	23	7	0	0	1	0	0	0	0	0	0	32
	17:30	1.	0	0	21	4	1	0	0	0	0	1	0	0	0	27
		3.	0	0	30	9	0	0	0	0	1	1	0	0	0	41
	18:00	1.	0	0	13	3	0	1	0	0	0	1	0	0	0	18
		3.	0	0	23	5	0	0	0	0	0	1	0	0	0	29
	18:30	1.	0	0	13	1	0	0	0	2	0	0	0	0	0	16
		3.	0	0	21	5	1	0	0	0	0	0	0	0	0	27
	19:00	1.	0	0	11	3	0	0	0	0	0	0	0	0	0	14
		3.	0	0	18	2	0	0	0	0	0	0	0	0	0	20
	19:30	1.	0	0	10	0	0	0	1	0	0	0	0	0	0	11
		3.	0	0	12	3	0	0	0	0	0	0	0	0	0	15
	20:00	1.	0	0	5	2	0	0	0	0	0	0	0	0	0	7
		3.	0	0	11	1	0	0	0	0	0	0	0	0	0	12
	20:30	1.	0	0	6	0	0	0	0	0	0	0	0	0	0	6
		3.	0	0	10	3	0	0	0	0	0	0	0	0	0	13
	21:00	1.	0	0	5	0	0	0	0	0	0	0	0	0	0	5
		3.	0	0	5	1	0	0	0	0	0	0	0	0	0	6
	21:30	1.	0	0	4	0	0	0	0	0	0	0	0	0	0	4
		3.	0	0	6	2	0	0	0	0	0	0	0	0	0	8
	22:00	1.	0	0	4	1	0	0	0	0	0	0	0	0	0	5
		3.	0	0	5	1	0	0	0	0	0	0	0	0	0	6
	22:30	1.	0	0	3	0	0	0	0	0	0	0	0	0	0	3
		3.	0	0	2	0	0	0	0	0	0	1	0	0	0	3
	23:00	1.	0	0	1	0	0	0	0	0	0	0	0	0	0	1
		3.	0	0	1	0	0	0	0	0	0	0	0	0	0	1
	23:30	1.	0	0	1	0	0	0	0	0	0	0	0	0	0	1
		3.	0	0	4	0	0	0	0	0	0	0	0	0	0	4
Daily Total :			0	2	545	138	9	4	5	5	2	8	0	0	1	719
Percent :			0%	0%	76%	19%	1%	1%	1%	1%	0%	1%	0%	0%	0%	
Average :			0	0	21	5	0	0	0	0	0	0	0	0	0	26

(DEFAULT)			#1	#2	#3	#4	#5	#6	#7	#8	#9	#10	#11	#12	#13	
			0.0 -	6.0 -	10.0 -	15.0 -	20.0 -	25.0 -	30.0 -	40.0 -	50.0 -	60.0 -	70.0 -	80.0 -		
Date	Time	Lane	5.9'	9.9'	14.9'	19.9'	24.9'	29.9'	39.9'	49.9'	59.9'	69.9'	79.9'	89.9'	Other	Total
03/15/18	00:00	1.	0	0	1	0	0	0	0	0	0	0	0	0	0	1
Thu		3.	0	0	0	0	0	0	0	0	0	0	0	0	0	0
	00:30	1.	0	0	1	0	0	0	0	0	0	0	0	0	0	1
		3.	0	0	0	0	0	0	0	0	0	0	0	0	0	0
	01:00	1.	0	0	1	0	0	0	0	0	0	0	0	0	0	1
		3.	0	0	1	0	0	0	0	0	0	0	0	0	0	1
	01:30	1.	0	0	0	0	0	0	0	0	0	0	0	0	0	0
		3.	0	0	2	0	0	0	0	0	0	0	0	0	0	2
	02:00	1.	0	0	0	0	0	0	0	0	0	0	0	0	0	0
		3.	0	0	2	0	0	0	0	0	0	0	0	0	0	2
	02:30	1.	0	0	0	0	0	0	0	0	0	0	0	0	0	0
		3.	0	0	0	0	0	0	0	0	0	0	0	0	0	0
	03:00	1.	0	0	0	0	0	0	0	0	0	0	0	0	0	0
		3.	0	0	0	0	0	0	0	0	0	0	0	0	0	0
	03:30	1.	0	0	1	0	0	0	0	0	0	0	0	0	0	1
		3.	0	0	0	0	0	0	0	0	0	0	0	0	0	0
	04:00	1.	0	0	1	0	0	0	0	0	0	0	0	0	0	1
		3.	0	0	0	0	0	0	0	0	0	0	0	0	0	0
	04:30	1.	0	0	3	1	0	0	0	0	0	0	0	0	0	4
		3.	0	0	0	0	0	0	0	0	0	0	0	0	0	0
	05:00	1.	0	1	4	2	0	0	0	0	0	0	0	0	0	7
		3.	0	0	0	0	0	0	0	0	0	0	0	0	0	0
	05:30	1.	0	0	3	1	0	0	0	0	0	0	0	0	0	4
		3.	0	0	3	1	0	0	0	0	0	0	0	0	0	4
	06:00	1.	0	0	5	0	0	0	0	0	0	0	0	0	0	5
		3.	0	0	1	1	0	2	0	0	0	0	0	0	0	4
	06:30	1.	0	0	9	4	1	0	0	0	0	0	0	0	0	14
		3.	0	0	5	1	0	0	0	0	0	0	0	0	0	6
	07:00	1.	0	0	18	2	0	1	0	0	0	0	0	0	0	21
		3.	0	0	3	1	0	0	0	0	0	0	0	0	0	4
	07:30	1.	0	0	24	6	1	0	0	2	0	0	0	0	0	33
		3.	0	0	15	6	0	0	0	0	0	0	0	0	0	21
	08:00	1.	0	0	18	4	1	0	0	0	0	0	0	0	0	23
		3.	0	0	31	10	1	2	0	0	0	0	0	0	0	44
	08:30	1.	0	0	20	2	2	0	0	0	0	0	0	0	0	24
		3.	0	0	19	7	0	0	0	0	0	0	0	0	1	27

(DEFAULT)			#1	#2	#3	#4	#5	#6	#7	#8	#9	#10	#11	#12	#13	
			0.0 -	6.0 -	10.0 -	15.0 -	20.0 -	25.0 -	30.0 -	40.0 -	50.0 -	60.0 -	70.0 -	80.0 -		
Date	Time	Lane	5.9'	9.9'	14.9'	19.9'	24.9'	29.9'	39.9'	49.9'	59.9'	69.9'	79.9'	89.9'	Other	Total
03/15/18	09:00	1.	0	0	7	2	0	0	0	1	0	0	0	0	0	10
Thu		3.	0	0	6	5	0	0	0	0	0	0	0	0	0	11
	09:30	1.	0	0	9	0	0	0	1	0	1	0	0	0	0	11
		3.	0	0	5	3	0	0	0	0	0	0	0	0	0	8
	10:00	1.	0	0	6	0	0	0	0	0	0	0	0	0	0	6
		3.	0	0	8	3	0	0	0	0	0	0	0	0	0	11
	10:30	1.	0	0	7	3	1	0	0	0	0	0	0	0	0	11
		3.	0	0	10	3	0	0	0	0	0	0	0	0	0	13
	11:00	1.	0	0	12	1	1	0	0	0	0	0	0	0	0	14
		3.	0	0	10	3	1	0	1	0	0	0	0	0	0	15
	11:30	1.	0	0	6	3	1	1	0	0	0	0	0	0	0	11
		3.	0	0	10	1	1	0	0	0	0	0	0	0	0	12
	12:00	1.	0	0	13	3	0	0	0	0	0	0	0	0	0	16
		3.	0	0	8	0	0	0	0	0	0	0	0	0	0	8
	12:30	1.	0	0	9	2	1	0	0	0	0	0	0	0	0	12
		3.	0	0	13	2	1	0	1	1	0	0	0	0	0	18
	13:00	1.	0	0	8	1	0	0	0	0	0	0	0	0	0	9
		3.	0	0	8	2	1	0	0	1	0	0	0	0	0	12
	13:30	1.	0	0	7	5	0	0	0	0	0	0	0	0	0	12
		3.	0	4	13	6	0	0	0	0	0	0	0	0	0	23
	14:00	1.	0	0	13	2	1	0	0	0	0	0	0	0	0	16
		3.	0	0	6	2	0	0	0	1	0	0	0	0	0	9
	14:30	1.	0	0	13	4	1	1	0	0	0	0	0	0	0	19
		3.	0	0	15	3	1	0	0	0	0	0	0	0	0	19
	15:00	1.	0	0	10	3	0	0	0	0	0	0	0	0	0	13
		3.	0	2	8	8	2	1	0	0	0	0	0	0	0	21
	15:30	1.	0	0	13	1	0	0	0	0	0	0	0	0	0	14
		3.	0	0	19	7	0	0	0	1	0	1	0	0	0	28
	16:00	1.	0	0	24	2	0	0	0	0	1	0	1	0	0	28
		3.	0	0	20	14	0	0	0	0	0	0	0	0	0	34
	16:30	1.	0	1	18	2	0	1	0	0	0	0	0	0	0	22
		3.	0	0	29	11	1	0	0	0	0	0	0	0	0	41
	17:00	1.	0	1	27	4	0	0	0	0	1	0	0	0	0	33
		3.	0	3	21	5	0	0	1	0	0	1	0	0	0	31
	17:30	1.	0	0	29	3	1	1	0	0	0	0	0	0	0	34
		3.	0	1	33	7	1	0	0	0	0	1	0	0	0	43

(DEFAULT)			#1	#2	#3	#4	#5	#6	#7	#8	#9	#10	#11	#12	#13	
			0.0 -	6.0 -	10.0 -	15.0 -	20.0 -	25.0 -	30.0 -	40.0 -	50.0 -	60.0 -	70.0 -	80.0 -		
Date	Time	Lane	5.9'	9.9'	14.9'	19.9'	24.9'	29.9'	39.9'	49.9'	59.9'	69.9'	79.9'	89.9'	Other	Total
03/15/18	18:00	1.	0	1	23	2	0	0	0	0	0	0	0	0	0	26
Thu		3.	0	0	20	5	0	0	0	0	0	0	0	0	0	25
	18:30	1.	0	0	13	0	0	0	0	0	0	0	0	0	0	13
		3.	0	1	15	5	0	0	0	0	0	0	0	0	0	21
	19:00	1.	0	0	8	2	0	0	0	1	0	0	0	0	0	11
		3.	0	0	21	6	0	0	0	0	1	0	0	1	0	29
	19:30	1.	0	0	9	3	1	0	0	0	1	0	0	0	0	14
		3.	0	0	19	6	0	0	0	0	0	0	0	0	0	25
	20:00	1.	0	0	8	1	0	0	0	0	0	0	0	0	0	9
		3.	0	0	11	4	1	0	0	0	1	0	0	0	0	17
	20:30	1.	0	0	6	1	0	0	0	0	0	0	0	0	0	7
		3.	0	0	8	3	0	0	0	0	0	1	0	0	0	12
	21:00	1.	0	0	3	1	0	0	0	0	0	0	0	0	0	4
		3.	0	0	7	0	0	0	0	0	0	0	0	0	0	7
	21:30	1.	0	0	3	0	0	0	0	0	0	0	0	0	0	3
		3.	0	0	3	0	0	0	0	0	0	0	0	0	0	3
	22:00	1.	0	0	8	0	0	0	0	0	0	0	0	0	0	8
		3.	0	0	4	0	0	0	0	0	0	0	0	0	0	4
	22:30	1.	0	0	1	0	0	0	0	0	0	0	0	0	0	1
		3.	0	0	1	1	0	0	0	0	0	0	0	0	0	2
	23:00	1.	0	0	3	1	0	0	0	1	0	0	0	0	0	5
		3.	0	0	1	0	0	0	0	0	0	0	0	0	0	1
	23:30	1.	0	0	2	0	0	0	0	0	0	0	0	0	0	2
		3.	0	0	5	0	0	0	0	0	0	0	0	0	0	5
Daily Total :			0	15	866	216	24	10	4	9	6	4	1	1	1	1157
Percent :			0%	1%	75%	19%	2%	1%	0%	1%	1%	0%	0%	0%	0%	
Average :			0	0	18	5	1	0	0	0	0	0	0	0	0	24

(DEFAULT)			#1	#2	#3	#4	#5	#6	#7	#8	#9	#10	#11	#12	#13	Total
Date	Time	Lane	0.0 - 5.9'	6.0 - 9.9'	10.0 - 14.9'	15.0 - 19.9'	20.0 - 24.9'	25.0 - 29.9'	30.0 - 39.9'	40.0 - 49.9'	50.0 - 59.9'	60.0 - 69.9'	70.0 - 79.9'	80.0 - 89.9'	Other	
03/16/18	00:00	1.	0	0	0	2	0	0	0	0	0	0	0	0	0	2
		3.	0	0	1	1	0	0	0	0	0	0	0	0	0	2
	00:30	1.	0	0	2	0	0	0	0	0	0	0	0	0	0	2
		3.	0	0	0	0	0	0	0	0	0	0	0	0	0	0
	01:00	1.	0	0	1	0	0	0	0	0	0	0	0	0	0	1
		3.	0	0	0	0	0	0	0	0	0	0	0	0	0	0
	01:30	1.	0	0	0	0	0	0	0	0	0	0	0	0	0	0
		3.	0	0	0	0	0	0	0	0	0	0	0	0	0	0
	02:00	1.	0	0	0	0	0	0	0	0	0	0	0	0	0	0
		3.	0	0	1	0	0	0	0	0	0	0	0	0	0	1
	02:30	1.	0	0	1	0	0	0	0	0	0	0	0	0	0	1
		3.	0	0	1	0	0	0	0	0	0	0	0	0	0	1
	03:00	1.	0	0	0	0	0	0	0	0	0	0	0	0	0	0
		3.	0	0	0	0	0	0	0	0	0	0	0	0	0	0
	03:30	1.	0	0	1	0	0	0	0	0	0	0	0	0	0	1
		3.	0	0	0	0	0	0	0	0	0	0	0	0	0	0
	04:00	1.	0	0	3	0	0	0	0	0	0	0	0	0	0	3
		3.	0	0	0	1	0	0	0	0	0	0	0	0	0	1
	04:30	1.	0	0	0	0	0	0	0	0	0	0	0	0	0	0
		3.	0	0	1	0	0	0	0	0	0	0	0	0	0	1
	05:00	1.	0	0	5	2	0	0	0	0	0	0	0	0	0	7
		3.	0	0	0	1	0	0	0	0	0	0	0	0	0	1
	05:30	1.	0	0	2	0	0	0	0	0	0	0	0	0	0	2
		3.	0	0	3	1	0	0	0	0	0	0	0	0	0	4
	06:00	1.	0	0	8	2	0	0	0	0	0	0	0	0	0	10
		3.	0	0	3	0	0	0	0	0	0	0	0	0	0	3
	06:30	1.	0	0	5	2	1	0	0	0	0	0	0	0	0	8
		3.	0	0	2	2	0	0	0	0	0	0	0	0	0	4
	07:00	1.	0	0	26	2	0	0	0	0	0	0	0	0	0	28
		3.	0	0	7	3	0	0	0	0	0	0	0	0	0	10
	07:30	1.	0	0	26	10	1	0	1	2	0	0	0	0	0	40
		3.	0	0	17	4	0	0	0	0	0	0	0	0	0	21
	08:00	1.	0	0	17	8	0	0	0	0	0	0	0	0	0	25
		3.	0	0	19	6	0	2	1	1	1	0	0	0	0	30
	08:30	1.	0	0	22	4	0	0	0	0	0	0	0	1	0	27
		3.	0	0	20	5	1	0	0	0	0	0	0	0	0	26

(DEFAULT)			#1	#2	#3	#4	#5	#6	#7	#8	#9	#10	#11	#12	#13	
			0.0 -	6.0 -	10.0 -	15.0 -	20.0 -	25.0 -	30.0 -	40.0 -	50.0 -	60.0 -	70.0 -	80.0 -		
Date	Time	Lane	5.9'	9.9'	14.9'	19.9'	24.9'	29.9'	39.9'	49.9'	59.9'	69.9'	79.9'	89.9'	Other	Total
03/16/18	09:00	1.	0	0	13	3	0	0	1	0	0	0	0	0	1	18
Fri		3.	0	0	12	3	0	0	0	0	0	0	0	0	0	15
	09:30	1.	0	0	5	1	1	0	0	0	0	0	0	0	0	7
		3.	0	0	5	2	0	0	1	0	0	0	0	0	0	8
	10:00	1.	0	0	5	1	0	0	1	0	0	0	0	0	0	7
		3.	0	0	8	1	0	0	1	0	0	0	0	0	0	10
	10:30	1.	0	0	10	0	0	0	0	0	0	0	0	0	0	10
		3.	0	0	8	1	0	0	0	0	0	0	0	0	0	9
	11:00	1.	0	1	12	3	1	0	0	0	0	0	0	0	0	17
		3.	0	0	13	3	1	0	0	0	0	0	0	0	0	17
	11:30	1.	0	0	6	1	0	1	0	1	0	0	0	0	0	9
		3.	0	0	11	10	0	0	1	0	0	0	0	0	0	22
	12:00	1.	0	0	8	2	0	1	0	0	0	0	0	0	0	11
		3.	0	0	12	7	0	0	0	0	0	0	0	0	0	19
	12:30	1.	0	0	15	6	1	0	0	0	0	0	0	0	0	22
		3.	0	0	13	6	2	0	0	0	0	0	0	0	0	21
	13:00	1.	0	0	12	2	0	0	0	0	0	0	0	0	0	14
		3.	0	0	16	3	0	0	0	2	0	0	0	0	0	21
	13:30	1.	0	0	8	3	0	0	0	0	0	0	0	0	0	11
		3.	0	0	9	3	2	0	0	0	0	0	0	0	0	14
	14:00	1.	0	0	13	4	0	0	0	0	0	0	0	0	0	17
		3.	0	0	12	4	0	1	2	0	0	0	0	0	0	19
	14:30	1.	0	0	17	1	2	0	1	0	1	0	0	0	0	22
		3.	0	0	14	2	0	0	0	0	0	0	0	0	0	16
	15:00	1.	0	0	7	3	0	1	0	0	1	1	0	0	0	13
		3.	0	0	14	4	1	1	0	0	0	0	0	0	0	20
	15:30	1.	0	0	15	3	0	0	0	0	0	0	0	0	0	18
		3.	0	0	17	8	0	1	0	0	0	0	0	0	0	26
	16:00	1.	0	0	26	7	0	1	0	1	0	0	0	0	0	35
		3.	0	0	27	8	0	1	1	1	0	0	0	0	0	38
	16:30	1.	0	1	16	2	0	1	0	0	0	0	0	0	0	20
		3.	0	0	26	15	0	0	0	0	0	0	0	0	0	41
	17:00	1.	0	0	16	8	0	0	0	1	0	0	0	0	0	25
		3.	0	1	23	14	0	0	0	1	0	0	0	0	0	39
	17:30	1.	0	1	27	3	0	0	0	0	0	0	0	0	0	31
		3.	0	1	33	5	0	0	0	0	1	0	0	0	0	40

(DEFAULT)			#1	#2	#3	#4	#5	#6	#7	#8	#9	#10	#11	#12	#13	
			0.0 - 5.9'	6.0 - 9.9'	10.0 - 14.9'	15.0 - 19.9'	20.0 - 24.9'	25.0 - 29.9'	30.0 - 39.9'	40.0 - 49.9'	50.0 - 59.9'	60.0 - 69.9'	70.0 - 79.9'	80.0 - 89.9'	Other	Total
Date	Time	Lane														Total
03/16/18	18:00	1.	0	1	27	1	0	0	0	0	0	0	0	0	0	29
Fri		3.	0	1	25	8	0	0	0	0	0	0	0	0	0	34
	18:30	1.	0	0	19	4	0	0	0	0	0	0	0	0	0	23
		3.	0	0	14	4	0	0	0	0	0	0	1	0	0	19
	19:00	1.	0	0	8	5	0	0	0	0	0	0	0	0	0	13
		3.	0	0	20	3	0	0	0	0	0	0	0	0	0	23
	19:30	1.	0	0	10	0	0	0	0	0	0	0	0	0	0	10
		3.	0	0	19	2	0	0	0	0	0	0	0	0	0	21
	20:00	1.	0	0	8	3	0	0	0	0	0	0	0	0	0	11
		3.	0	0	7	3	1	0	0	0	0	0	0	0	0	11
	20:30	1.	0	0	8	1	0	0	0	0	0	0	0	0	0	9
		3.	0	0	8	4	0	0	0	0	0	0	0	0	0	12
	21:00	1.	0	0	5	0	0	0	0	0	0	0	0	0	0	5
		3.	0	0	4	3	0	0	1	0	0	0	0	0	0	8
	21:30	1.	0	0	3	6	0	0	0	0	0	0	0	0	0	9
		3.	0	0	6	3	0	0	0	0	0	0	0	0	0	9
	22:00	1.	0	0	3	0	0	0	0	0	0	0	0	0	0	3
		3.	0	0	7	2	0	0	0	0	0	0	0	0	0	9
	22:30	1.	0	0	10	0	0	0	0	0	0	0	0	0	0	10
		3.	0	0	5	2	0	0	0	0	0	0	0	0	0	7
	23:00	1.	0	0	3	0	0	0	0	0	0	0	0	0	0	3
		3.	0	0	7	1	0	0	0	0	0	0	0	0	0	8
	23:30	1.	0	0	4	2	0	0	0	0	0	0	0	0	0	6
		3.	0	0	8	1	0	0	0	0	0	0	0	0	0	9
Daily Total :			0	7	936	266	15	11	12	10	4	1	1	1	1	1265
Percent :			0%	1%	74%	21%	1%	1%	1%	1%	0%	0%	0%	0%	0%	
Average :			0	0	20	6	0	0	0	0	0	0	0	0	0	26

(DEFAULT)			#1	#2	#3	#4	#5	#6	#7	#8	#9	#10	#11	#12	#13	
			0.0 -	6.0 -	10.0 -	15.0 -	20.0 -	25.0 -	30.0 -	40.0 -	50.0 -	60.0 -	70.0 -	80.0 -		
Date	Time	Lane	5.9'	9.9'	14.9'	19.9'	24.9'	29.9'	39.9'	49.9'	59.9'	69.9'	79.9'	89.9'	Other	Total
03/17/18	00:00	1.	0	0	2	0	0	0	0	0	0	0	0	0	0	2
Sat		3.	0	0	3	1	0	0	0	0	0	0	0	0	0	4
	00:30	1.	0	0	0	0	0	0	0	0	0	0	0	0	0	0
		3.	0	0	1	0	0	0	0	0	0	0	0	0	0	1
	01:00	1.	0	0	3	1	0	0	0	0	0	0	0	0	0	4
		3.	0	0	2	0	0	0	0	0	0	0	0	0	0	2
	01:30	1.	0	0	1	0	0	0	0	0	0	0	0	0	0	1
		3.	0	0	1	0	0	0	0	0	0	0	0	0	0	1
	02:00	1.	0	0	2	0	0	0	0	0	0	0	0	0	0	2
		3.	0	0	1	0	0	0	0	0	0	0	0	0	0	1
	02:30	1.	0	0	0	0	0	0	0	0	0	0	0	0	0	0
		3.	0	0	0	0	0	0	0	0	0	0	0	0	0	0
	03:00	1.	0	0	0	0	0	0	0	0	0	0	0	0	0	0
		3.	0	0	1	0	0	0	0	0	0	0	0	0	0	1
	03:30	1.	0	0	0	0	0	0	0	0	0	0	0	0	0	0
		3.	0	0	1	1	0	0	0	0	0	0	0	0	0	2
	04:00	1.	0	0	1	0	0	0	0	0	0	0	0	0	0	1
		3.	0	0	0	0	0	0	0	0	0	0	0	0	0	0
	04:30	1.	0	0	0	0	0	0	0	0	0	0	0	0	0	0
		3.	0	0	0	0	0	0	0	0	0	0	0	0	0	0
	05:00	1.	0	0	0	0	0	0	0	0	0	0	0	0	0	0
		3.	0	0	1	0	0	0	0	0	0	0	0	0	0	1
	05:30	1.	0	0	1	0	0	0	0	0	0	0	0	0	0	1
		3.	0	0	3	1	0	0	0	0	0	0	0	0	0	4
	06:00	1.	0	1	1	0	0	0	0	0	0	0	0	0	0	2
		3.	0	0	0	0	0	0	0	0	0	0	0	0	0	0
	06:30	1.	0	0	2	0	1	0	0	0	0	0	0	0	0	3
		3.	0	0	1	0	0	0	0	0	0	0	0	0	0	1
	07:00	1.	0	0	2	1	0	0	0	0	0	0	0	0	0	3
		3.	0	0	2	0	0	0	0	0	0	0	0	0	0	2
	07:30	1.	0	0	3	1	0	0	0	0	0	0	0	0	0	4
		3.	0	0	4	1	0	0	0	0	0	0	0	0	0	5
	08:00	1.	0	1	5	2	0	0	0	0	0	0	0	0	0	8
		3.	0	0	8	2	0	0	0	0	0	0	0	0	0	10
	08:30	1.	0	1	10	2	0	0	0	0	0	0	0	0	0	13
		3.	0	0	11	2	0	0	0	0	0	0	0	0	0	13

(DEFAULT)			#1	#2	#3	#4	#5	#6	#7	#8	#9	#10	#11	#12	#13	
			0.0 -	6.0 -	10.0 -	15.0 -	20.0 -	25.0 -	30.0 -	40.0 -	50.0 -	60.0 -	70.0 -	80.0 -		
Date	Time	Lane	5.9'	9.9'	14.9'	19.9'	24.9'	29.9'	39.9'	49.9'	59.9'	69.9'	79.9'	89.9'	Other	Total
03/17/18	09:00	1.	0	0	10	1	0	0	0	0	0	0	0	0	0	11
Sat		3.	0	0	3	1	0	0	0	0	0	0	0	0	0	4
	09:30	1.	0	0	13	2	0	0	0	0	0	0	0	0	0	15
		3.	0	0	8	3	0	0	1	0	0	1	0	0	0	13
	10:00	1.	0	0	8	1	0	0	1	0	0	0	0	0	0	10
		3.	0	0	7	2	0	0	0	0	0	0	0	0	0	9
	10:30	1.	0	1	9	4	0	0	0	0	0	0	0	0	0	14
		3.	0	0	17	3	0	0	0	0	0	0	0	0	0	20
	11:00	1.	0	1	11	1	0	0	1	0	2	0	0	0	0	16
		3.	0	0	9	4	0	0	0	0	0	0	0	0	0	13
	11:30	1.	0	0	12	3	2	1	0	0	0	1	0	0	0	19
		3.	0	0	16	3	0	1	0	0	0	0	0	0	0	20
	12:00	1.	0	0	13	5	0	0	0	0	0	0	0	0	0	18
		3.	0	0	17	2	0	0	0	0	0	0	0	0	0	19
	12:30	1.	0	0	19	2	0	0	0	0	0	0	0	0	0	21
		3.	0	0	10	6	0	0	0	0	0	0	0	0	0	16
	13:00	1.	0	0	13	4	0	0	0	0	0	0	0	0	0	17
		3.	0	0	22	1	0	1	0	2	0	0	0	0	0	26
	13:30	1.	0	0	14	2	1	0	0	0	0	0	0	0	0	17
		3.	0	0	21	1	0	0	0	0	0	0	0	0	0	22
	14:00	1.	0	1	15	1	0	1	0	1	0	0	0	0	0	19
		3.	0	0	23	5	0	0	0	0	0	0	0	0	0	28
	14:30	1.	0	0	12	5	0	0	0	0	0	0	0	0	0	17
		3.	0	0	15	6	0	0	1	1	0	0	0	0	0	23
	15:00	1.	0	1	11	1	0	1	0	0	0	0	0	1	0	15
		3.	0	0	11	5	0	0	0	0	0	0	0	0	0	16
	15:30	1.	0	0	16	1	0	0	0	0	1	0	0	0	0	18
		3.	0	1	13	6	0	0	2	0	0	0	0	0	0	22
	16:00	1.	0	1	12	2	0	0	0	0	1	0	0	0	0	16
		3.	0	0	22	6	1	0	0	0	0	1	0	0	0	30
	16:30	1.	0	0	22	11	0	0	0	0	0	0	0	0	0	33
		3.	0	0	12	3	0	0	0	0	0	1	0	0	0	16
	17:00	1.	0	0	16	4	0	0	0	0	0	0	0	0	0	20
		3.	0	0	14	1	0	0	0	0	0	0	0	0	0	15
	17:30	1.	0	1	15	4	0	2	0	1	1	0	0	0	0	24
		3.	0	1	28	4	0	0	0	0	0	0	0	0	0	33

(DEFAULT)			#1	#2	#3	#4	#5	#6	#7	#8	#9	#10	#11	#12	#13		
			0.0 -	6.0 -	10.0 -	15.0 -	20.0 -	25.0 -	30.0 -	40.0 -	50.0 -	60.0 -	70.0 -	80.0 -			
Date	Time	Lane	5.9'	9.9'	14.9'	19.9'	24.9'	29.9'	39.9'	49.9'	59.9'	69.9'	79.9'	89.9'	Other	Total	
03/17/18	18:00	1.	0	0	13	6	0	0	0	0	0	0	0	0	1	0	20
Sat		3.	0	0	19	3	0	0	0	0	0	1	0	0	0	0	23
	18:30	1.	0	0	11	3	0	0	0	0	1	0	0	0	0	0	15
		3.	0	1	12	2	0	0	0	0	0	0	0	0	0	0	15
	19:00	1.	0	0	9	2	0	0	0	0	0	0	0	0	0	0	11
		3.	0	0	13	5	0	0	0	0	0	0	0	0	0	0	18
	19:30	1.	0	0	9	0	0	0	0	0	0	0	0	0	0	1	10
		3.	0	1	10	3	0	0	0	0	0	0	0	0	0	0	14
	20:00	1.	0	0	13	1	0	0	0	0	0	0	0	0	0	0	14
		3.	0	0	12	3	0	0	0	0	0	0	0	0	0	0	15
	20:30	1.	0	1	8	6	0	0	0	0	0	0	0	0	0	0	15
		3.	0	0	7	1	0	0	0	0	0	0	0	0	0	0	8
	21:00	1.	0	0	4	1	0	0	0	0	0	0	0	0	0	0	5
		3.	0	0	7	1	0	0	0	0	0	0	0	0	0	0	8
	21:30	1.	0	0	6	1	0	0	0	0	0	0	0	0	0	0	7
		3.	0	0	8	0	0	0	0	0	0	0	0	0	0	0	8
	22:00	1.	0	0	2	0	0	0	0	0	0	0	0	0	0	0	2
		3.	0	0	4	3	0	0	0	0	0	0	0	0	0	0	7
	22:30	1.	0	0	5	0	0	0	1	0	0	0	0	0	0	0	6
		3.	0	0	4	3	0	0	0	0	0	0	0	0	0	0	7
	23:00	1.	0	0	6	0	0	0	0	0	0	0	0	0	0	0	6
		3.	0	0	5	1	0	0	0	0	0	0	0	0	0	0	6
	23:30	1.	0	0	1	1	0	0	0	0	0	0	0	0	0	0	2
		3.	0	0	4	2	0	0	0	0	0	0	0	0	0	0	6
Daily Total :			0	14	774	179	5	7	7	5	6	5	0	2	1	0	1005
Percent :			0%	1%	77%	18%	0%	1%	1%	0%	1%	0%	0%	0%	0%	0%	
Average :			0	0	16	4	0	0	0	0	0	0	0	0	0	0	20

(DEFAULT)			#1	#2	#3	#4	#5	#6	#7	#8	#9	#10	#11	#12	#13	
			0.0 -	6.0 -	10.0 -	15.0 -	20.0 -	25.0 -	30.0 -	40.0 -	50.0 -	60.0 -	70.0 -	80.0 -		
Date	Time	Lane	5.9'	9.9'	14.9'	19.9'	24.9'	29.9'	39.9'	49.9'	59.9'	69.9'	79.9'	89.9'	Other	Total
03/18/18	00:00	1.	0	0	0	0	0	0	0	0	0	0	0	0	0	0
Sun		3.	0	0	2	2	0	0	0	0	0	0	0	0	0	4
	00:30	1.	0	0	0	0	0	0	0	1	0	0	0	0	0	1
		3.	0	0	3	1	0	0	0	0	0	0	0	0	0	4
	01:00	1.	0	0	1	0	0	0	0	0	0	0	0	0	0	1
		3.	0	0	2	0	0	0	0	0	0	0	0	0	0	2
	01:30	1.	0	0	1	0	0	0	0	0	0	0	0	0	0	1
		3.	0	0	1	1	0	0	0	0	0	0	0	0	0	2
	02:00	1.	0	0	1	2	0	0	0	0	0	0	0	0	0	3
		3.	0	0	0	0	0	0	0	0	0	0	0	0	0	0
	02:30	1.	0	0	0	0	0	0	0	0	0	0	0	0	0	0
		3.	0	0	2	0	0	0	0	0	0	0	0	0	0	2
	03:00	1.	0	0	1	0	0	0	0	0	0	0	0	0	0	1
		3.	0	0	0	0	0	0	0	0	0	0	0	0	0	0
	03:30	1.	0	0	3	0	0	0	0	0	0	0	0	0	0	3
		3.	0	0	0	0	0	0	0	0	0	0	0	0	0	0
	04:00	1.	0	0	0	0	0	0	0	0	0	0	0	0	0	0
		3.	0	0	0	0	0	0	0	0	0	0	0	0	0	0
	04:30	1.	0	0	0	0	0	0	0	0	0	0	0	0	0	0
		3.	0	0	0	0	0	0	0	0	0	0	0	0	0	0
	05:00	1.	0	0	0	0	0	0	0	0	0	0	0	0	0	0
		3.	0	0	0	0	0	0	0	0	0	0	0	0	0	0
	05:30	1.	0	0	3	0	0	0	0	0	0	0	0	0	0	3
		3.	0	0	3	0	0	0	0	0	0	0	0	0	0	3
	06:00	1.	0	0	3	1	0	0	0	0	0	0	0	0	0	4
		3.	0	0	0	0	0	0	0	0	0	0	0	0	0	0
	06:30	1.	0	0	1	0	0	0	0	0	0	0	0	0	0	1
		3.	0	0	0	0	0	1	0	0	0	0	0	0	0	1
	07:00	1.	0	0	4	0	0	0	0	0	0	0	0	0	0	4
		3.	0	0	1	0	0	0	0	0	0	0	0	0	0	1
	07:30	1.	0	0	3	0	0	0	0	0	0	0	0	0	0	3
		3.	0	0	2	0	0	0	0	0	0	0	0	0	0	2
	08:00	1.	0	1	8	3	0	0	0	0	0	0	0	0	0	12
		3.	0	0	0	0	0	0	0	0	0	0	0	0	0	0
	08:30	1.	0	0	8	2	0	0	0	1	0	0	0	0	0	11
		3.	0	0	4	3	0	0	0	0	0	0	0	0	0	7

(DEFAULT)			#1	#2	#3	#4	#5	#6	#7	#8	#9	#10	#11	#12	#13	Total
Date	Time	Lane	0.0 - 5.9'	6.0 - 9.9'	10.0 - 14.9'	15.0 - 19.9'	20.0 - 24.9'	25.0 - 29.9'	30.0 - 39.9'	40.0 - 49.9'	50.0 - 59.9'	60.0 - 69.9'	70.0 - 79.9'	80.0 - 89.9'	Other	
03/18/18	09:00	1.	0	1	12	2	0	0	1	0	0	0	0	0	0	16
Sun		3.	0	0	11	6	0	0	0	0	0	0	0	0	0	17
	09:30	1.	0	0	25	3	0	0	0	0	0	0	0	0	0	28
		3.	0	0	8	3	0	0	0	0	0	0	0	0	0	11
	10:00	1.	0	2	19	3	0	0	0	0	0	0	0	0	0	24
		3.	0	2	16	1	0	1	0	0	0	0	0	0	0	20
	10:30	1.	0	1	16	4	0	0	1	0	0	0	0	0	0	22
		3.	0	0	9	2	0	0	1	0	0	0	0	0	0	12
	11:00	1.	0	1	13	2	1	0	0	0	0	0	0	0	0	17
		3.	0	1	16	2	0	0	0	0	0	0	0	0	0	19
	11:30	1.	0	0	8	4	0	0	1	0	0	0	0	0	0	13
		3.	0	0	16	8	0	1	1	0	0	0	0	0	0	26
	12:00	1.	0	0	14	1	0	0	0	2	1	1	0	0	0	19
		3.	0	1	17	4	0	0	1	0	0	0	0	0	0	23
	12:30	1.	0	0	12	2	0	1	1	1	0	0	0	0	0	17
		3.	0	2	22	4	0	0	0	0	0	0	0	0	0	28
	13:00	1.	0	1	25	5	0	0	0	0	0	0	0	0	0	31
		3.	0	1	10	7	0	1	0	0	0	0	0	0	0	19
	13:30	1.	0	1	16	3	0	0	1	0	0	0	0	0	0	21
		3.	0	1	14	1	0	0	1	1	0	0	0	0	0	18
	14:00	1.	0	2	21	3	0	0	0	0	0	0	0	0	0	26
		3.	0	2	17	3	0	0	0	0	1	0	0	0	0	23
	14:30	1.	0	2	24	2	0	0	0	0	1	0	0	0	0	29
		3.	0	0	13	3	0	0	0	2	0	0	0	0	0	18
	15:00	1.	0	1	22	4	0	0	0	2	0	0	0	0	1	30
		3.	0	1	18	4	0	2	1	1	0	0	0	0	0	27
	15:30	1.	0	0	17	3	0	0	1	1	0	0	1	0	0	23
		3.	0	0	15	7	0	0	0	0	0	0	0	0	0	22
	16:00	1.	0	0	17	1	0	0	0	0	1	0	0	0	0	19
		3.	0	4	23	3	0	0	0	0	0	0	0	0	0	30
	16:30	1.	0	1	16	1	0	0	0	0	0	1	0	0	0	19
		3.	0	0	25	0	0	0	0	0	0	0	0	0	0	25
	17:00	1.	0	1	17	4	1	0	0	0	0	0	1	0	0	24
		3.	0	3	18	6	0	0	0	2	0	0	0	0	0	29
	17:30	1.	0	0	15	0	0	0	0	0	0	0	0	0	0	15
		3.	0	0	26	3	0	0	0	0	0	0	0	0	0	29

(DEFAULT)			#1	#2	#3	#4	#5	#6	#7	#8	#9	#10	#11	#12	#13	
			0.0 - 5.9'	6.0 - 9.9'	10.0 - 14.9'	15.0 - 19.9'	20.0 - 24.9'	25.0 - 29.9'	30.0 - 39.9'	40.0 - 49.9'	50.0 - 59.9'	60.0 - 69.9'	70.0 - 79.9'	80.0 - 89.9'	Other	Total
Date	Time	Lane														Total
03/18/18	18:00	1.	0	2	21	2	0	0	0	0	0	0	0	0	0	25
Sun		3.	0	2	26	2	0	0	0	0	0	0	0	0	0	30
	18:30	1.	0	1	10	1	0	0	0	0	0	0	0	0	1	13
		3.	0	1	25	4	0	1	1	0	0	0	0	0	0	32
	19:00	1.	0	1	9	1	0	0	0	1	0	0	0	0	0	12
		3.	0	0	21	5	0	0	0	0	1	0	0	0	0	27
	19:30	1.	0	0	11	0	0	0	1	0	0	0	0	0	0	12
		3.	0	1	15	6	0	0	0	1	0	0	0	0	0	23
	20:00	1.	0	0	11	3	0	0	0	0	0	0	0	0	0	14
		3.	0	0	12	1	0	0	0	0	0	0	0	0	0	13
	20:30	1.	0	0	7	0	0	0	0	0	0	0	0	0	0	7
		3.	0	0	13	0	0	0	0	0	0	0	0	0	0	13
	21:00	1.	0	0	10	0	0	0	0	0	0	0	0	0	0	10
		3.	0	0	12	1	0	0	0	0	0	0	0	0	0	13
	21:30	1.	0	0	4	1	0	0	0	0	0	0	0	0	0	5
		3.	0	0	5	0	0	0	0	0	0	0	0	0	0	5
	22:00	1.	0	0	3	1	0	0	0	0	0	0	0	0	0	4
		3.	0	0	1	0	0	0	0	0	0	0	0	0	0	1
	22:30	1.	0	0	4	0	0	0	0	0	0	0	0	0	0	4
		3.	0	0	3	1	0	0	0	0	0	0	0	0	0	4
	23:00	1.	0	0	3	0	0	0	0	0	0	0	0	0	0	3
		3.	0	0	4	0	0	0	0	0	0	0	0	0	0	4
	23:30	1.	0	0	1	2	0	0	0	0	0	0	0	0	0	3
		3.	0	0	2	0	0	0	0	0	0	0	0	0	0	2
Daily Total :			0	41	893	160	2	8	13	16	5	2	2	0	2	1144
Percent :			0%	4%	78%	14%	0%	1%	1%	1%	0%	0%	0%	0%	0%	
Average :			0	1	19	3	0	0	0	0	0	0	0	0	0	23

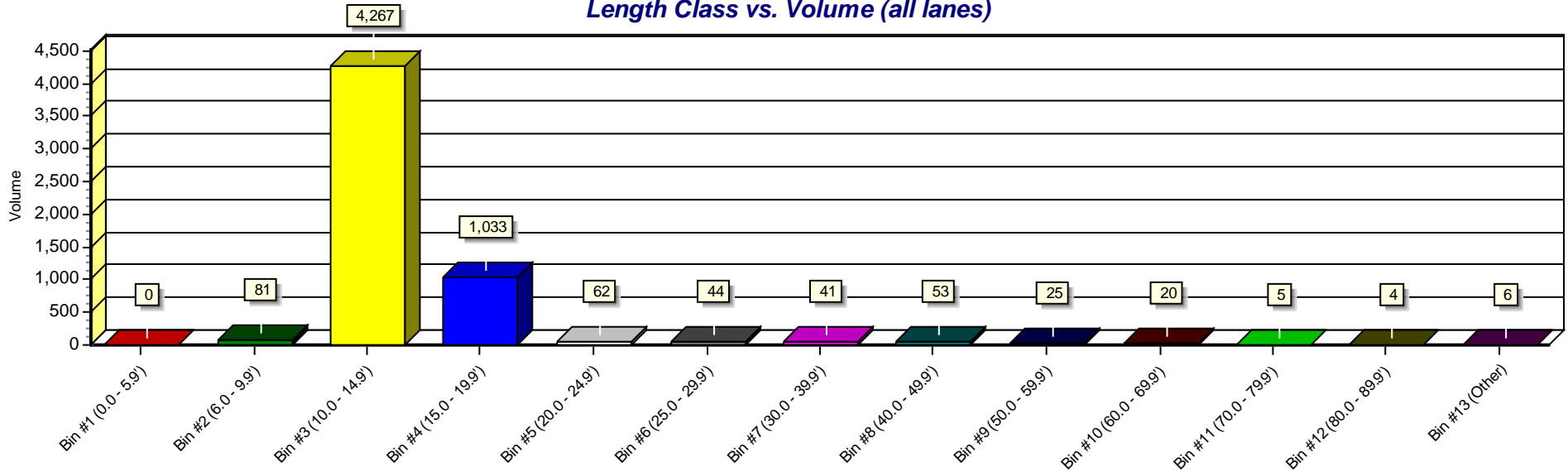
(DEFAULT)			#1	#2	#3	#4	#5	#6	#7	#8	#9	#10	#11	#12	#13	
			0.0 -	6.0 -	10.0 -	15.0 -	20.0 -	25.0 -	30.0 -	40.0 -	50.0 -	60.0 -	70.0 -	80.0 -		
Date	Time	Lane	5.9'	9.9'	14.9'	19.9'	24.9'	29.9'	39.9'	49.9'	59.9'	69.9'	79.9'	89.9'	Other	Total
03/19/18	00:00	1.	0	0	1	0	0	0	0	0	0	0	0	0	0	1
Mon		3.	0	0	1	1	0	0	0	0	0	0	0	0	0	2
	00:30	1.	0	0	1	0	0	0	0	0	0	0	0	0	0	1
		3.	0	0	1	0	0	0	0	0	0	0	0	0	0	1
	01:00	1.	0	0	1	1	0	0	0	0	0	0	0	0	0	2
		3.	0	0	1	0	0	0	0	0	0	0	0	0	0	1
	01:30	1.	0	0	1	1	0	0	0	0	0	0	0	0	0	2
		3.	0	0	1	1	0	0	0	0	0	0	0	0	0	2
	02:00	1.	0	0	1	0	0	0	0	0	0	0	0	0	0	1
		3.	0	0	0	0	0	0	0	0	0	0	0	0	0	0
	02:30	1.	0	0	0	0	0	0	0	0	0	0	0	0	0	0
		3.	0	0	0	0	0	0	0	0	0	0	0	0	0	0
	03:00	1.	0	0	0	0	0	0	0	0	0	0	0	0	0	0
		3.	0	0	2	0	0	0	0	0	0	0	0	0	0	2
	03:30	1.	0	0	0	0	0	0	0	0	0	0	0	0	0	0
		3.	0	0	0	1	0	0	0	0	0	0	0	0	0	1
	04:00	1.	0	0	1	0	0	0	0	0	0	0	0	0	0	1
		3.	0	0	0	0	0	0	0	0	0	0	0	0	0	0
	04:30	1.	0	0	3	0	0	0	0	0	0	0	0	0	0	3
		3.	0	0	1	0	1	0	0	0	0	0	0	0	0	2
	05:00	1.	0	0	4	1	0	0	0	0	0	0	0	0	0	5
		3.	0	0	0	0	0	0	0	0	0	0	0	0	0	0
	05:30	1.	0	0	4	0	0	0	0	0	0	0	0	0	0	4
		3.	0	1	3	1	1	0	0	0	0	0	0	0	0	6
	06:00	1.	0	0	4	1	0	0	0	0	0	0	0	0	0	5
		3.	0	0	1	0	0	0	0	0	0	0	0	0	0	1
	06:30	1.	0	0	7	5	0	0	0	0	0	0	0	0	0	12
		3.	0	0	2	1	0	0	0	0	0	0	0	0	0	3
	07:00	1.	0	0	20	5	0	0	0	0	0	0	0	0	0	25
		3.	0	0	13	2	1	1	0	1	0	0	0	0	0	18
	07:30	1.	0	0	28	6	0	1	0	3	0	0	0	0	0	38
		3.	0	0	16	9	0	0	0	2	1	0	0	0	0	28
	08:00	1.	0	1	19	5	1	0	0	0	0	0	0	0	0	26
		3.	0	0	17	8	0	1	0	0	0	0	0	0	0	26
	08:30	1.	0	0	21	4	0	0	0	0	0	0	0	0	0	25
		3.	0	0	20	6	0	0	0	0	0	0	0	0	0	26

(DEFAULT)			#1	#2	#3	#4	#5	#6	#7	#8	#9	#10	#11	#12	#13	
Date	Time	Lane	0.0 - 5.9'	6.0 - 9.9'	10.0 - 14.9'	15.0 - 19.9'	20.0 - 24.9'	25.0 - 29.9'	30.0 - 39.9'	40.0 - 49.9'	50.0 - 59.9'	60.0 - 69.9'	70.0 - 79.9'	80.0 - 89.9'	Other	Total
03/19/18	09:00	1.	0	0	8	3	0	0	0	0	0	0	0	0	0	11
Mon		3.	0	0	11	2	0	0	0	0	1	0	0	0	0	14
	09:30	1.	0	0	5	2	0	0	0	0	0	0	0	0	0	7
		3.	0	0	4	1	1	0	0	0	0	0	1	0	0	7
	10:00	1.	0	0	8	1	1	0	0	0	0	0	0	0	0	10
		3.	0	0	6	2	1	1	0	0	0	0	0	0	0	10
	10:30	1.	0	0	9	0	0	0	0	1	0	0	0	0	0	10
		3.	0	0	7	4	0	0	0	1	0	0	0	0	0	12
Daily Total :			0	2	253	74	7	4	0	8	2	0	1	0	0	351
Percent :			0%	1%	72%	21%	2%	1%	0%	2%	1%	0%	0%	0%	0%	
Average :			0	0	12	3	0	0	0	0	0	0	0	0	0	15

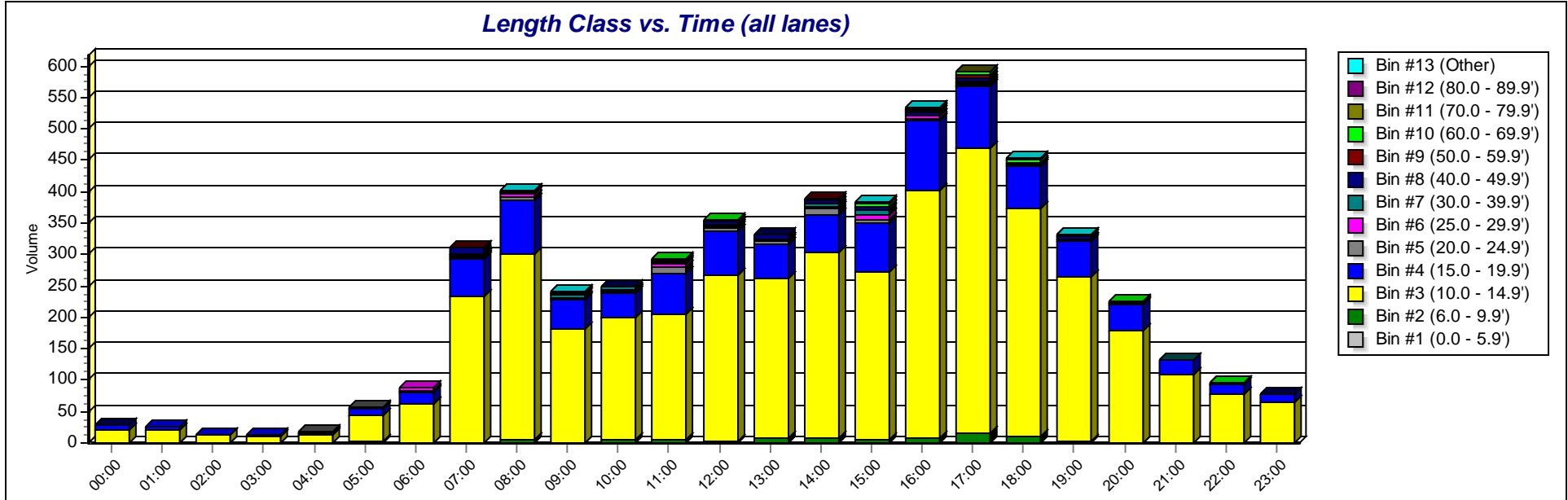
Basic Length Class Summary: Lanetown Rd South of Track

(DEFAULT)		#1	#2	#3	#4	#5	#6	#7	#8	#9	#10	#11	#12	#13	
		0.0 - 5.9'	6.0 - 9.9'	10.0 - 14.9'	15.0 - 19.9'	20.0 - 24.9'	25.0 - 29.9'	30.0 - 39.9'	40.0 - 49.9'	50.0 - 59.9'	60.0 - 69.9'	70.0 - 79.9'	80.0 - 89.9'	Other	Total
TOTAL COUNT :	#1.	0	39	2068	414	31	21	17	28	16	8	3	3	5	2653
	#3.	0	42	2199	619	31	23	24	25	9	12	2	1	1	2988
		<u>0</u>	<u>81</u>	<u>4267</u>	<u>1033</u>	<u>62</u>	<u>44</u>	<u>41</u>	<u>53</u>	<u>25</u>	<u>20</u>	<u>5</u>	<u>4</u>	<u>6</u>	<u>5641</u>
Percents :	#1.	0%	1%	78%	16%	1%	1%	1%	1%	1%	0%	0%	0%	0%	47%
	#3.	0%	1%	74%	21%	1%	1%	1%	1%	0%	0%	0%	0%	0%	53%
		<u>0%</u>	<u>1%</u>	<u>76%</u>	<u>18%</u>	<u>1%</u>	<u>1%</u>	<u>1%</u>	<u>1%</u>	<u>0%</u>	<u>0%</u>	<u>0%</u>	<u>0%</u>	<u>0%</u>	
Average :	#1.	0	0	9	2	0	0	0	0	0	0	0	0	0	11
	#3.	0	0	9	3	0	0	0	0	0	0	0	0	0	12
		<u>0</u>	<u>0</u>	<u>18</u>	<u>5</u>	<u>0</u>	<u>0</u>	<u>0</u>	<u>0</u>	<u>0</u>	<u>0</u>	<u>0</u>	<u>0</u>	<u>0</u>	<u>23</u>
Days & ADT :	#1.	5.0	530												
	#3.	5.0	597												
		<u>5.0</u>	<u>1128</u>												

Length Class vs. Volume (all lanes)



Length Class vs. Time (all lanes)



Basic Gap Classification Report: Lanetown Rd South

Lane Configuration

#	Dir.	Information	Vehicle Sensors	Sensor Spacing	Loop Length	Comment
1.			Ax-Ax	4.0 ft	6.0 ft	
3.			Ax-Ax	4.0 ft	6.0 ft	

Basic Gap Classification Data From: 11:00 - 03/14/2018 To: 10:59 - 03/19/2018

(DEFAULT)			#1	#2	#3	#4	#5	#6	#7	#8	Total
Date	Time	Lane	03.00	10.00	15.00	20.00	30.00	60.00	02:00	Other	
03/14/18	11:00	1.	0	1	0	0	0	1	1	3	6
Wed		3.	1	2	0	0	1	1	1	2	8
	11:30	1.	0	0	0	0	0	2	0	3	5
		3.	0	1	0	0	2	2	5	5	15
	12:00	1.	0	2	0	0	0	1	5	7	15
		3.	1	1	0	0	1	2	3	6	14
	12:30	1.	0	1	0	0	5	4	5	4	19
		3.	2	0	0	0	2	7	4	3	18
	13:00	1.	1	0	0	0	0	0	0	7	8
		3.	1	1	0	0	0	3	4	5	14
	13:30	1.	0	0	1	0	0	2	2	5	10
		3.	0	0	0	0	1	3	2	6	12
	14:00	1.	0	1	0	0	0	6	5	6	18
		3.	0	2	0	0	2	2	1	8	15
	14:30	1.	0	2	0	1	1	3	2	6	15
		3.	2	1	1	1	2	4	5	6	22
	15:00	1.	0	1	0	0	0	1	2	6	10
		3.	0	1	1	2	0	2	1	7	14
	15:30	1.	3	1	1	1	1	2	0	7	16
		3.	0	2	0	1	1	3	4	6	17
	16:00	1.	1	8	0	0	2	6	3	6	26
		3.	0	5	2	1	3	7	0	7	25
	16:30	1.	0	1	1	0	0	0	5	6	13
		3.	1	3	2	1	4	3	5	4	23
	17:00	1.	3	2	2	2	2	5	5	5	26

(DEFAULT)			#1	#2	#3	#4	#5	#6	#7	#8	
Date	Time	Lane	03.00	10.00	15.00	20.00	30.00	60.00	02:00	Other	Total
03/14/18	17:00	3.	2	2	1	3	2	11	6	5	32
Wed	17:30	1.	1	4	1	1	2	4	9	5	27
		3.	7	5	3	3	6	8	7	2	41
	18:00	1.	0	1	0	1	1	5	5	5	18
		3.	0	1	3	1	4	8	8	4	29
	18:30	1.	0	0	1	1	1	3	4	6	16
		3.	2	6	0	2	1	7	4	5	27
	19:00	1.	0	2	1	1	1	3	1	5	14
		3.	1	2	1	4	2	4	2	4	20
	19:30	1.	0	0	0	0	1	4	2	4	11
		3.	3	2	1	0	0	0	2	7	15
	20:00	1.	0	0	0	0	0	1	2	4	7
		3.	0	0	0	2	0	1	3	6	12
	20:30	1.	0	1	1	0	0	0	1	3	6
		3.	0	0	1	1	2	0	3	6	13
	21:00	1.	0	0	0	0	0	1	1	3	5
		3.	0	0	0	0	0	1	0	5	6
	21:30	1.	0	0	0	0	0	0	0	4	4
		3.	0	1	1	0	0	1	1	4	8
	22:00	1.	0	0	0	0	0	1	0	4	5
		3.	0	0	0	0	0	1	0	5	6
	22:30	1.	0	0	0	0	0	0	1	2	3
		3.	0	1	0	0	0	0	0	2	3
	23:00	1.	0	0	0	0	0	0	0	1	1
		3.	0	0	0	0	0	0	0	1	1
	23:30	1.	0	0	0	0	0	0	0	1	1
		3.	0	0	0	0	0	0	0	4	4
Daily Total :			32	67	26	30	53	136	132	243	719
Percent :			4%	9%	4%	4%	7%	19%	18%	34%	
Average :			1	3	1	1	2	5	5	9	27

(DEFAULT)			#1	#2	#3	#4	#5	#6	#7	#8	
Date	Time	Lane	03.00	10.00	15.00	20.00	30.00	60.00	02:00	Other	Total
03/15/18	00:00	1.	0	0	0	0	0	0	0	1	1
Thu		3.	0	0	0	0	0	0	0	0	0
	00:30	1.	0	0	0	0	0	0	0	1	1
		3.	0	0	0	0	0	0	0	0	0
	01:00	1.	0	0	0	0	0	0	0	1	1
		3.	0	0	0	0	0	0	0	1	1
	01:30	1.	0	0	0	0	0	0	0	0	0
		3.	0	0	0	0	0	0	0	2	2
	02:00	1.	0	0	0	0	0	0	0	0	0
		3.	0	0	0	0	0	0	0	2	2
	02:30	1.	0	0	0	0	0	0	0	0	0
		3.	0	0	0	0	0	0	0	0	0
	03:00	1.	0	0	0	0	0	0	0	0	0
		3.	0	0	0	0	0	0	0	0	0
	03:30	1.	0	0	0	0	0	0	0	1	1
		3.	0	0	0	0	0	0	0	0	0
	04:00	1.	0	0	0	0	0	0	0	1	1
		3.	0	0	0	0	0	0	0	0	0
	04:30	1.	0	0	0	0	0	0	1	3	4
		3.	0	0	0	0	0	0	0	0	0
	05:00	1.	0	0	0	0	0	1	0	6	7
		3.	0	0	0	0	0	0	0	0	0
	05:30	1.	0	0	0	0	1	0	0	3	4
		3.	0	0	0	0	0	0	1	3	4
	06:00	1.	0	0	0	0	0	2	0	3	5
		3.	0	0	0	0	0	1	0	3	4
	06:30	1.	0	1	1	1	1	2	2	6	14
		3.	0	0	0	0	0	0	1	5	6
	07:00	1.	2	2	2	0	4	1	5	5	21
		3.	0	1	0	0	0	0	0	3	4
	07:30	1.	2	5	3	2	3	7	7	4	33
		3.	1	4	0	0	0	3	8	5	21
	08:00	1.	0	2	1	3	1	7	4	5	23
		3.	4	4	4	4	8	9	9	2	44
	08:30	1.	1	3	2	2	1	5	4	6	24
		3.	2	3	0	0	1	10	7	4	27
	09:00	1.	1	1	0	0	2	0	1	5	10

(DEFAULT)			#1	#2	#3	#4	#5	#6	#7	#8	Total
Date	Time	Lane	03.00	10.00	15.00	20.00	30.00	60.00	02:00	Other	
03/15/18	09:00	3.	0	2	0	0	1	1	0	7	11
Thu	09:30	1.	1	1	0	0	0	2	2	5	11
		3.	0	0	0	0	1	0	0	7	8
	10:00	1.	0	0	0	0	1	0	1	4	6
		3.	1	3	0	0	0	1	1	5	11
	10:30	1.	1	1	0	0	2	2	1	4	11
		3.	0	1	0	0	1	2	0	9	13
	11:00	1.	0	1	1	0	1	4	0	7	14
		3.	1	2	0	2	0	3	2	5	15
	11:30	1.	0	1	1	0	1	1	3	4	11
		3.	0	1	0	0	2	1	3	5	12
	12:00	1.	1	0	0	0	1	6	3	5	16
		3.	0	0	0	0	0	1	4	3	8
	12:30	1.	0	0	1	1	1	1	1	7	12
		3.	0	1	0	1	1	4	5	6	18
	13:00	1.	0	0	0	1	0	1	3	4	9
		3.	0	1	0	0	1	0	3	7	12
	13:30	1.	0	1	0	0	0	5	1	5	12
		3.	2	1	0	3	2	4	6	5	23
	14:00	1.	0	0	1	1	2	2	3	7	16
		3.	0	0	0	1	0	1	2	5	9
	14:30	1.	0	2	2	1	1	1	7	5	19
		3.	0	1	1	2	2	6	3	4	19
	15:00	1.	0	2	0	0	0	2	3	6	13
		3.	1	2	3	1	1	3	2	8	21
	15:30	1.	0	1	0	0	2	1	2	8	14
		3.	1	4	0	0	2	9	8	4	28
	16:00	1.	1	4	0	1	3	8	8	3	28
		3.	6	7	1	1	3	8	4	4	34
	16:30	1.	1	4	2	0	2	1	9	3	22
		3.	2	9	3	1	6	13	4	3	41
	17:00	1.	3	5	1	3	3	7	8	3	33
		3.	5	4	1	2	1	8	3	7	31
	17:30	1.	0	2	4	1	5	4	17	1	34
		3.	2	8	2	3	5	13	8	2	43
	18:00	1.	1	3	2	1	2	5	7	5	26
		3.	4	3	1	3	3	4	3	4	25

(DEFAULT)			#1	#2	#3	#4	#5	#6	#7	#8	
Date	Time	Lane	03.00	10.00	15.00	20.00	30.00	60.00	02:00	Other	Total
03/15/18	18:30	1.	1	0	1	0	0	5	2	4	13
Thu		3.	1	3	0	2	4	3	3	5	21
	19:00	1.	1	0	0	0	0	2	3	5	11
		3.	1	4	4	0	3	3	10	4	29
	19:30	1.	0	2	1	0	1	2	2	6	14
		3.	2	3	1	1	4	5	7	2	25
	20:00	1.	0	0	0	0	0	2	3	4	9
		3.	0	1	1	1	0	3	5	6	17
	20:30	1.	1	0	0	0	0	0	0	6	7
		3.	0	0	2	1	1	1	3	4	12
	21:00	1.	0	0	0	0	0	0	2	2	4
		3.	0	0	0	0	0	1	1	5	7
	21:30	1.	0	0	0	0	0	0	1	2	3
		3.	0	0	0	0	0	1	0	2	3
	22:00	1.	0	0	0	0	0	1	3	4	8
		3.	0	1	0	0	0	0	0	3	4
	22:30	1.	0	0	0	0	0	0	0	1	1
		3.	0	0	0	0	0	0	1	1	2
	23:00	1.	0	1	0	0	0	1	0	3	5
		3.	0	0	0	0	0	0	0	1	1
	23:30	1.	0	0	0	0	0	0	0	2	2
		3.	0	0	0	0	0	1	0	4	5
Daily Total :			54	119	50	47	94	214	236	343	1157
Percent :			5%	10%	4%	4%	8%	18%	20%	30%	
Average :			1	2	1	1	2	4	5	7	23

(DEFAULT)			#1	#2	#3	#4	#5	#6	#7	#8	
Date	Time	Lane	03.00	10.00	15.00	20.00	30.00	60.00	02:00	Other	Total
03/16/18	00:00	1.	1	0	0	0	0	0	0	1	2
Fri		3.	0	0	0	0	0	0	0	2	2
	00:30	1.	0	0	0	0	0	0	0	2	2
		3.	0	0	0	0	0	0	0	0	0
	01:00	1.	0	0	0	0	0	0	0	1	1
		3.	0	0	0	0	0	0	0	0	0
	01:30	1.	0	0	0	0	0	0	0	0	0
		3.	0	0	0	0	0	0	0	0	0
	02:00	1.	0	0	0	0	0	0	0	0	0
		3.	0	0	0	0	0	0	0	1	1
	02:30	1.	0	0	0	0	0	0	0	1	1
		3.	0	0	0	0	0	0	0	1	1
	03:00	1.	0	0	0	0	0	0	0	0	0
		3.	0	0	0	0	0	0	0	0	0
	03:30	1.	0	0	0	0	0	0	0	1	1
		3.	0	0	0	0	0	0	0	0	0
	04:00	1.	0	0	0	0	0	0	0	3	3
		3.	0	0	0	0	0	0	0	1	1
	04:30	1.	0	0	0	0	0	0	0	0	0
		3.	0	0	0	0	0	0	0	1	1
	05:00	1.	0	0	1	0	0	2	1	3	7
		3.	0	0	0	0	0	0	0	1	1
	05:30	1.	0	0	0	0	0	0	0	2	2
		3.	0	0	0	0	0	0	1	3	4
	06:00	1.	0	0	1	0	0	1	2	6	10
		3.	0	0	0	0	0	0	0	3	3
	06:30	1.	0	0	0	0	0	1	0	7	8
		3.	0	0	0	0	0	0	0	4	4
	07:00	1.	1	2	0	3	6	7	4	5	28
		3.	0	1	0	0	0	3	1	5	10
	07:30	1.	2	6	5	5	4	11	2	5	40
		3.	1	1	1	3	1	6	3	5	21
	08:00	1.	1	3	0	1	5	4	3	8	25
		3.	1	5	3	0	2	7	8	4	30
	08:30	1.	1	1	3	2	2	3	12	3	27
		3.	0	3	1	3	3	6	4	6	26
	09:00	1.	1	1	0	1	2	0	5	8	18

(DEFAULT)			#1	#2	#3	#4	#5	#6	#7	#8	
Date	Time	Lane	03.00	10.00	15.00	20.00	30.00	60.00	02:00	Other	Total
03/16/18	09:00	3.	1	0	0	0	1	3	4	6	15
Fri	09:30	1.	0	0	0	0	0	0	3	4	7
		3.	0	0	0	0	0	1	4	3	8
10:00	1.	0	1	0	0	0	2	0	4	7	
	3.	0	1	0	0	0	1	3	5	10	
10:30	1.	0	1	0	0	0	1	3	5	10	
	3.	0	0	0	0	0	2	1	6	9	
11:00	1.	2	1	0	0	0	3	6	5	17	
	3.	0	2	0	2	1	4	0	8	17	
11:30	1.	0	0	0	1	0	2	1	5	9	
	3.	2	2	0	2	0	6	4	6	22	
12:00	1.	1	0	0	0	1	0	3	6	11	
	3.	3	1	0	0	1	4	6	4	19	
12:30	1.	1	3	1	2	0	2	7	6	22	
	3.	0	1	2	1	1	6	4	6	21	
13:00	1.	0	1	1	0	0	5	2	5	14	
	3.	1	4	0	1	0	8	5	2	21	
13:30	1.	1	0	0	0	0	1	4	5	11	
	3.	0	1	0	2	2	3	2	4	14	
14:00	1.	0	1	0	0	2	2	6	6	17	
	3.	0	2	1	0	0	2	8	6	19	
14:30	1.	0	1	0	1	5	3	5	7	22	
	3.	0	1	1	0	3	1	6	4	16	
15:00	1.	0	0	0	0	0	3	4	6	13	
	3.	1	2	1	1	0	5	2	8	20	
15:30	1.	0	2	1	1	2	2	1	9	18	
	3.	2	4	3	0	1	5	6	5	26	
16:00	1.	1	7	1	1	5	11	5	4	35	
	3.	2	4	5	0	6	9	12	0	38	
16:30	1.	1	1	3	0	1	4	5	5	20	
	3.	7	8	2	4	6	3	6	5	41	
17:00	1.	1	2	0	0	5	5	7	5	25	
	3.	2	3	6	0	5	13	6	4	39	
17:30	1.	2	1	3	1	3	10	8	3	31	
	3.	4	7	1	5	4	11	6	2	40	
18:00	1.	0	4	2	0	6	5	8	4	29	
	3.	5	4	2	4	0	8	6	5	34	

(DEFAULT)			#1	#2	#3	#4	#5	#6	#7	#8	
Date	Time	Lane	03.00	10.00	15.00	20.00	30.00	60.00	02:00	Other	Total
03/16/18	18:30	1.	1	2	1	1	2	9	3	4	23
Fri		3.	0	1	2	0	3	3	5	5	19
	19:00	1.	1	0	0	0	1	3	2	6	13
		3.	2	1	1	2	2	0	12	3	23
	19:30	1.	0	1	0	0	0	1	4	4	10
		3.	0	1	1	1	1	4	9	4	21
	20:00	1.	0	0	0	0	0	0	5	6	11
		3.	0	0	1	1	0	0	2	7	11
	20:30	1.	0	1	0	0	1	0	2	5	9
		3.	0	0	0	0	0	7	1	4	12
	21:00	1.	0	1	0	0	1	0	0	3	5
		3.	0	1	0	1	0	1	1	4	8
	21:30	1.	1	0	0	1	0	0	2	5	9
		3.	0	0	0	0	2	1	1	5	9
	22:00	1.	0	0	0	0	0	0	0	3	3
		3.	0	0	0	1	1	0	4	3	9
	22:30	1.	2	1	0	0	0	1	2	4	10
		3.	0	0	0	0	0	0	3	4	7
	23:00	1.	0	0	0	0	0	0	0	3	3
		3.	1	0	0	0	0	1	1	5	8
	23:30	1.	0	0	0	0	2	0	1	3	6
		3.	0	0	0	0	0	1	1	7	9
Daily Total :			57	106	57	55	102	239	276	373	1265
Percent :			5%	8%	5%	4%	8%	19%	22%	29%	
Average :			1	2	1	1	2	5	6	8	26

(DEFAULT)			#1	#2	#3	#4	#5	#6	#7	#8	
Date	Time	Lane	03.00	10.00	15.00	20.00	30.00	60.00	02:00	Other	Total
03/17/18	00:00	1.	0	0	0	0	0	0	0	2	2
Sat		3.	0	0	0	1	0	0	0	3	4
	00:30	1.	0	0	0	0	0	0	0	0	0
		3.	0	0	0	0	0	0	0	1	1
	01:00	1.	0	0	0	0	0	0	0	4	4
		3.	0	0	0	0	0	0	0	2	2
	01:30	1.	0	0	0	0	0	0	0	1	1
		3.	0	0	0	0	0	0	0	1	1
	02:00	1.	0	0	0	0	0	0	0	2	2
		3.	0	0	0	0	0	0	0	1	1
	02:30	1.	0	0	0	0	0	0	0	0	0
		3.	0	0	0	0	0	0	0	0	0
	03:00	1.	0	0	0	0	0	0	0	0	0
		3.	0	0	0	0	0	0	0	1	1
	03:30	1.	0	0	0	0	0	0	0	0	0
		3.	0	0	0	0	0	0	0	2	2
	04:00	1.	0	0	0	0	0	0	0	1	1
		3.	0	0	0	0	0	0	0	0	0
	04:30	1.	0	0	0	0	0	0	0	0	0
		3.	0	0	0	0	0	0	0	0	0
	05:00	1.	0	0	0	0	0	0	0	0	0
		3.	0	0	0	0	0	0	0	1	1
	05:30	1.	0	0	0	0	0	0	0	1	1
		3.	0	0	0	0	0	0	1	3	4
	06:00	1.	0	0	0	0	0	0	0	2	2
		3.	0	0	0	0	0	0	0	0	0
	06:30	1.	0	0	0	0	0	1	0	2	3
		3.	0	0	0	0	0	0	0	1	1
	07:00	1.	0	1	0	0	0	0	0	2	3
		3.	0	0	0	0	0	0	0	2	2
	07:30	1.	0	0	0	0	0	0	1	3	4
		3.	0	0	0	0	0	0	0	5	5
	08:00	1.	0	0	0	0	0	1	2	5	8
		3.	0	1	0	0	0	1	3	5	10
	08:30	1.	1	0	1	0	0	1	5	5	13
		3.	0	0	0	1	1	1	3	7	13
	09:00	1.	0	1	0	1	1	2	1	5	11

(DEFAULT)			#1	#2	#3	#4	#5	#6	#7	#8	
Date	Time	Lane	03.00	10.00	15.00	20.00	30.00	60.00	02:00	Other	Total
03/17/18	09:00	3.	0	0	0	0	0	0	0	4	4
Sat	09:30	1.	1	0	2	0	2	4	0	6	15
		3.	0	0	0	0	1	4	3	5	13
	10:00	1.	0	1	0	1	1	1	1	5	10
		3.	0	0	0	0	0	1	4	4	9
	10:30	1.	0	1	0	1	1	4	4	3	14
		3.	0	2	3	1	1	2	5	6	20
	11:00	1.	0	1	0	1	0	4	3	7	16
		3.	0	0	0	0	1	1	2	9	13
	11:30	1.	0	3	1	0	0	1	7	7	19
		3.	1	4	0	1	3	3	2	6	20
	12:00	1.	0	3	0	2	2	3	1	7	18
		3.	0	5	0	0	1	4	5	4	19
	12:30	1.	1	1	3	0	1	3	9	3	21
		3.	0	0	1	1	3	3	4	4	16
	13:00	1.	1	1	0	0	1	3	5	6	17
		3.	1	3	0	1	1	7	10	3	26
	13:30	1.	1	2	1	1	1	2	2	7	17
		3.	1	2	2	1	0	6	4	6	22
	14:00	1.	1	1	4	1	0	3	3	6	19
		3.	1	6	1	0	1	6	11	2	28
	14:30	1.	0	4	0	1	1	2	3	6	17
		3.	2	2	1	0	2	4	7	5	23
	15:00	1.	0	2	3	0	0	0	4	6	15
		3.	2	1	0	0	1	2	3	7	16
	15:30	1.	0	2	0	1	1	3	5	6	18
		3.	2	0	2	1	1	4	6	6	22
	16:00	1.	0	2	0	0	1	3	3	7	16
		3.	0	6	2	1	5	8	3	5	30
	16:30	1.	2	8	3	1	2	4	10	3	33
		3.	1	0	0	0	2	2	5	6	16
	17:00	1.	2	1	1	0	1	3	7	5	20
		3.	1	0	1	0	1	1	6	5	15
	17:30	1.	1	3	0	1	2	6	5	6	24
		3.	1	5	2	0	4	13	5	3	33
	18:00	1.	0	2	1	1	2	4	6	4	20
		3.	1	1	4	1	2	5	5	4	23

(DEFAULT)			#1	#2	#3	#4	#5	#6	#7	#8	
Date	Time	Lane	03.00	10.00	15.00	20.00	30.00	60.00	02:00	Other	Total
03/17/18	18:30	1.	1	0	1	0	0	3	3	7	15
Sat		3.	0	0	0	1	0	4	3	7	15
	19:00	1.	0	1	1	0	0	2	1	6	11
		3.	2	2	0	0	1	4	4	5	18
	19:30	1.	0	2	0	1	0	0	3	4	10
		3.	0	0	0	1	1	3	4	5	14
	20:00	1.	0	1	0	2	1	1	4	5	14
		3.	0	3	0	0	1	1	3	7	15
	20:30	1.	1	2	0	1	0	3	3	5	15
		3.	0	1	0	0	0	0	0	7	8
	21:00	1.	0	1	0	0	0	0	1	3	5
		3.	0	1	0	0	1	1	1	4	8
	21:30	1.	0	0	0	0	0	0	1	6	7
		3.	0	1	1	0	0	1	0	5	8
	22:00	1.	0	0	0	0	0	0	0	2	2
		3.	0	1	0	0	0	0	2	4	7
	22:30	1.	0	0	0	0	0	0	1	5	6
		3.	0	0	0	0	1	1	1	4	7
	23:00	1.	0	0	0	0	0	0	1	5	6
		3.	0	0	0	0	0	0	2	4	6
	23:30	1.	0	0	0	0	0	0	0	2	2
		3.	0	0	0	0	0	1	0	5	6
Daily Total :			29	94	42	29	57	161	222	371	1005
Percent :			3%	9%	4%	3%	6%	16%	22%	37%	
Average :			1	2	1	1	1	3	5	8	22

(DEFAULT)			#1	#2	#3	#4	#5	#6	#7	#8	
Date	Time	Lane	03.00	10.00	15.00	20.00	30.00	60.00	02:00	Other	Total
03/18/18	00:00	1.	0	0	0	0	0	0	0	0	0
Sun		3.	0	0	1	0	0	1	0	2	4
	00:30	1.	0	0	0	0	0	0	0	1	1
		3.	0	1	0	0	0	0	0	3	4
	01:00	1.	0	0	0	0	0	0	0	1	1
		3.	0	0	0	0	0	0	0	2	2
	01:30	1.	0	0	0	0	0	0	0	1	1
		3.	0	0	0	0	0	0	0	2	2
	02:00	1.	0	0	0	0	0	0	0	3	3
		3.	0	0	0	0	0	0	0	0	0
	02:30	1.	0	0	0	0	0	0	0	0	0
		3.	0	0	0	0	0	0	0	2	2
	03:00	1.	0	0	0	0	0	0	0	1	1
		3.	0	0	0	0	0	0	0	0	0
	03:30	1.	0	0	0	0	0	0	0	3	3
		3.	0	0	0	0	0	0	0	0	0
	04:00	1.	0	0	0	0	0	0	0	0	0
		3.	0	0	0	0	0	0	0	0	0
	04:30	1.	0	0	0	0	0	0	0	0	0
		3.	0	0	0	0	0	0	0	0	0
	05:00	1.	0	0	0	0	0	0	0	0	0
		3.	0	0	0	0	0	0	0	0	0
	05:30	1.	0	1	0	0	0	0	0	2	3
		3.	0	0	0	0	0	0	2	1	3
	06:00	1.	0	0	0	0	0	0	0	4	4
		3.	0	0	0	0	0	0	0	0	0
	06:30	1.	0	0	0	0	0	0	0	1	1
		3.	0	0	0	0	0	0	0	1	1
	07:00	1.	0	0	0	0	0	0	0	4	4
		3.	0	0	0	0	0	0	0	1	1
	07:30	1.	0	0	0	0	0	0	1	2	3
		3.	0	0	0	0	0	0	0	2	2
	08:00	1.	0	0	0	0	2	3	1	6	12
		3.	0	0	0	0	0	0	0	0	0
	08:30	1.	0	0	1	0	0	0	2	8	11
		3.	0	0	0	0	0	2	1	4	7
	09:00	1.	0	3	1	0	0	3	2	7	16

(DEFAULT)			#1	#2	#3	#4	#5	#6	#7	#8	Total
Date	Time	Lane	03.00	10.00	15.00	20.00	30.00	60.00	02:00	Other	
03/18/18	09:00	3.	0	1	1	0	2	3	6	4	17
Sun	09:30	1.	2	4	0	2	6	7	2	5	28
		3.	0	0	0	0	0	2	1	8	11
	10:00	1.	0	0	3	3	0	4	10	4	24
		3.	1	2	0	0	2	3	7	5	20
	10:30	1.	1	2	0	1	2	8	3	5	22
		3.	0	1	0	1	0	2	4	4	12
	11:00	1.	0	1	1	1	0	4	4	6	17
		3.	0	5	1	0	2	1	4	6	19
	11:30	1.	0	1	1	0	2	2	0	7	13
		3.	2	8	2	2	0	2	6	4	26
	12:00	1.	0	1	1	1	1	4	6	5	19
		3.	1	0	2	1	4	6	5	4	23
	12:30	1.	0	4	0	1	1	3	3	5	17
		3.	2	4	2	2	1	4	7	6	28
	13:00	1.	2	3	0	2	2	8	12	2	31
		3.	1	0	1	1	2	5	3	6	19
	13:30	1.	1	1	2	1	0	8	4	4	21
		3.	0	2	2	0	3	1	4	6	18
	14:00	1.	2	3	2	0	3	4	7	5	26
		3.	2	3	0	0	2	6	6	4	23
	14:30	1.	0	4	1	4	2	9	7	2	29
		3.	1	1	1	0	1	6	3	5	18
	15:00	1.	3	7	0	3	3	5	2	7	30
		3.	2	4	1	1	6	3	6	4	27
	15:30	1.	0	2	2	1	4	2	7	5	23
		3.	1	3	1	0	1	8	2	6	22
	16:00	1.	1	0	2	1	2	2	5	6	19
		3.	6	2	1	1	2	5	9	4	30
	16:30	1.	0	4	1	0	1	5	3	5	19
		3.	2	3	2	3	1	4	8	2	25
	17:00	1.	2	3	1	2	0	6	7	3	24
		3.	1	4	0	0	6	6	8	4	29
	17:30	1.	0	0	0	1	0	3	5	6	15
		3.	1	3	2	2	2	9	6	4	29
	18:00	1.	0	2	3	1	3	2	11	3	25
		3.	3	5	0	1	2	6	8	5	30

(DEFAULT)			#1	#2	#3	#4	#5	#6	#7	#8	
Date	Time	Lane	03.00	10.00	15.00	20.00	30.00	60.00	02:00	Other	Total
03/18/18	18:30	1.	0	2	0	1	1	1	2	6	13
Sun		3.	2	6	4	1	2	6	7	4	32
	19:00	1.	2	0	0	1	0	1	5	3	12
		3.	0	4	2	1	3	6	7	4	27
	19:30	1.	2	1	0	0	0	0	3	6	12
		3.	2	3	1	0	0	8	7	2	23
	20:00	1.	1	0	1	1	1	3	1	6	14
		3.	0	0	1	0	1	1	5	5	13
	20:30	1.	0	0	0	0	0	0	0	7	7
		3.	0	0	2	0	3	0	1	7	13
	21:00	1.	0	0	0	3	0	1	1	5	10
		3.	0	2	0	0	0	2	3	6	13
	21:30	1.	0	0	0	0	0	0	0	5	5
		3.	0	0	0	0	0	0	1	4	5
	22:00	1.	0	0	0	0	0	0	1	3	4
		3.	0	0	0	0	0	0	0	1	1
	22:30	1.	0	0	0	0	0	0	0	4	4
		3.	0	1	0	0	0	1	0	2	4
	23:00	1.	0	0	0	0	0	0	0	3	3
		3.	0	0	0	0	0	0	1	3	4
	23:30	1.	0	0	0	0	0	0	0	3	3
		3.	0	0	0	0	0	0	0	2	2
Daily Total :			49	117	53	48	84	207	255	331	1144
Percent :			4%	10%	5%	4%	7%	18%	22%	29%	
Average :			1	2	1	1	2	4	5	7	23

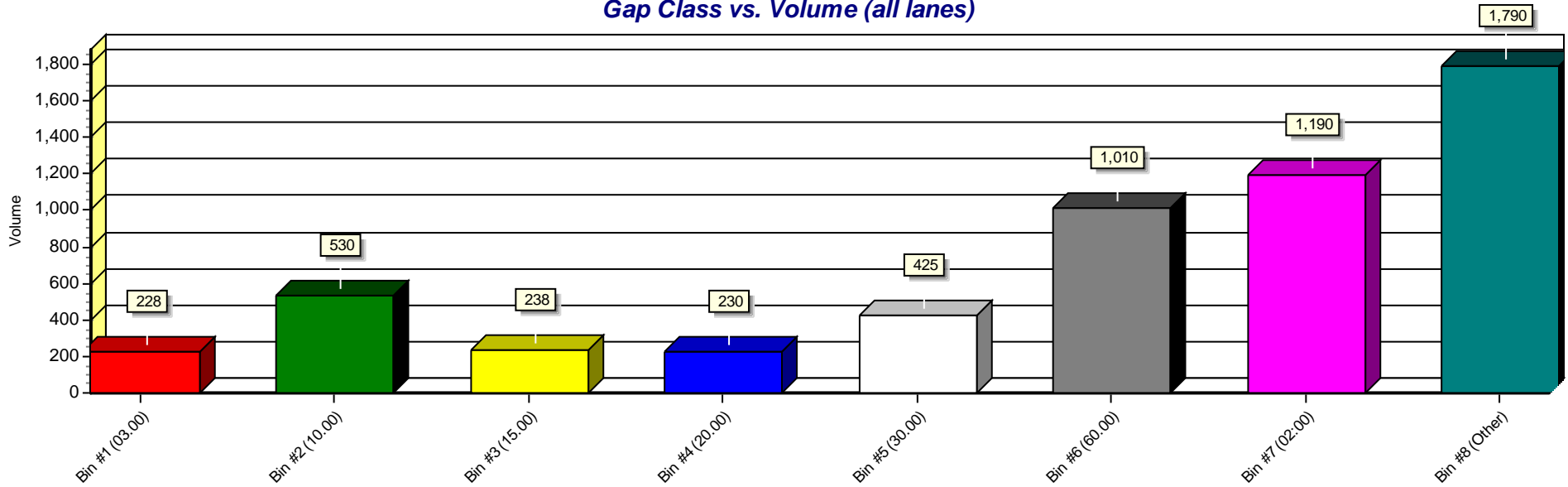
(DEFAULT)			#1	#2	#3	#4	#5	#6	#7	#8	
Date	Time	Lane	03.00	10.00	15.00	20.00	30.00	60.00	02:00	Other	Total
03/19/18	00:00	1.	0	0	0	0	0	0	0	1	1
Mon		3.	0	0	0	0	1	0	0	1	2
	00:30	1.	0	0	0	0	0	0	0	1	1
		3.	0	0	0	0	0	0	0	1	1
	01:00	1.	0	0	0	0	0	0	0	2	2
		3.	0	0	0	0	0	0	0	1	1
	01:30	1.	0	0	0	0	0	0	0	2	2
		3.	0	0	0	0	0	0	0	2	2
	02:00	1.	0	0	0	0	0	0	0	1	1
		3.	0	0	0	0	0	0	0	0	0
	02:30	1.	0	0	0	0	0	0	0	0	0
		3.	0	0	0	0	0	0	0	0	0
	03:00	1.	0	0	0	0	0	0	0	0	0
		3.	0	0	0	0	0	0	0	2	2
	03:30	1.	0	0	0	0	0	0	0	0	0
		3.	0	0	0	0	0	0	0	1	1
	04:00	1.	0	0	0	0	0	0	0	1	1
		3.	0	0	0	0	0	0	0	0	0
	04:30	1.	0	0	0	0	0	0	0	3	3
		3.	0	0	0	0	0	0	0	2	2
	05:00	1.	0	0	0	0	0	1	0	4	5
		3.	0	0	0	0	0	0	0	0	0
	05:30	1.	0	0	0	0	0	0	0	4	4
		3.	0	1	0	0	0	0	0	5	6
	06:00	1.	0	0	0	0	0	0	1	4	5
		3.	0	0	0	0	0	0	0	1	1
	06:30	1.	0	0	1	0	1	0	4	6	12
		3.	0	0	0	0	0	0	0	3	3
	07:00	1.	1	1	1	0	2	8	5	7	25
		3.	0	4	0	3	2	0	3	6	18
	07:30	1.	2	7	1	2	9	4	9	4	38
		3.	1	3	0	4	6	4	4	6	28
	08:00	1.	0	2	1	2	4	5	7	5	26
		3.	1	1	1	1	3	12	3	4	26
	08:30	1.	0	3	0	0	2	9	8	3	25
		3.	1	2	2	4	2	4	5	6	26
	09:00	1.	1	0	0	0	0	1	5	4	11

(DEFAULT)			#1	#2	#3	#4	#5	#6	#7	#8	
Date	Time	Lane	03.00	10.00	15.00	20.00	30.00	60.00	02:00	Other	Total
03/19/18	09:00	3.	0	0	1	1	2	0	5	5	14
Mon	09:30	1.	0	0	0	2	0	0	2	3	7
		3.	0	1	0	0	0	0	1	5	7
	10:00	1.	0	0	1	0	0	0	2	7	10
		3.	0	1	0	1	0	1	1	6	10
	10:30	1.	0	1	0	1	0	0	4	4	10
		3.	0	0	1	0	1	4	0	6	12
Daily Total :			7	27	10	21	35	53	69	129	351
Percent :			2%	8%	3%	6%	10%	15%	20%	37%	
Average :			0	1	0	1	2	2	3	6	15

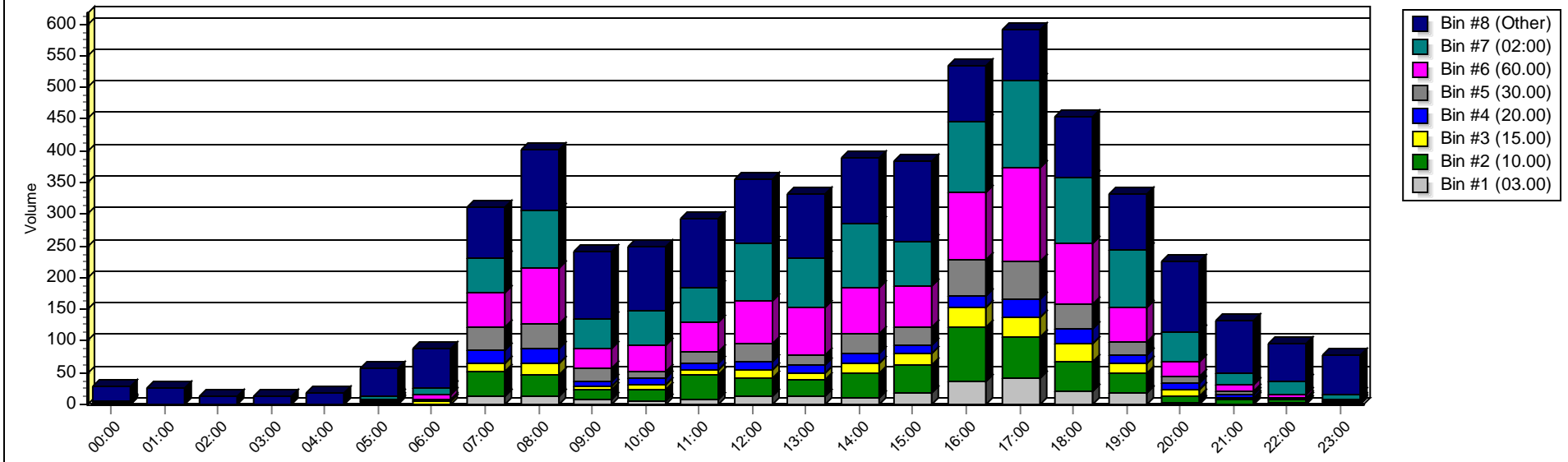
Basic Gap Class Summary: Lanetown Rd South of Track

(DEFAULT)		#1	#2	#3	#4	#5	#6	#7	#8	
Description	Lane	03.00	10.00	15.00	20.00	30.00	60.00	02:00	Other	Total
TOTAL COUNT :	#1.	85	228	108	102	189	443	577	921	2653
	#3.	143	302	130	128	236	567	613	869	2988
		<u>228</u>	<u>530</u>	<u>238</u>	<u>230</u>	<u>425</u>	<u>1010</u>	<u>1190</u>	<u>1790</u>	<u>5641</u>
Percents :	#1.	3%	9%	4%	4%	7%	17%	22%	35%	47%
	#3.	5%	10%	4%	4%	8%	19%	21%	29%	53%
		<u>4%</u>	<u>9%</u>	<u>4%</u>	<u>4%</u>	<u>8%</u>	<u>18%</u>	<u>21%</u>	<u>32%</u>	
Average :	#1.	0	1	0	0	1	2	2	4	10
	#3.	1	1	1	1	1	2	3	4	14
		<u>1</u>	<u>2</u>	<u>1</u>	<u>1</u>	<u>2</u>	<u>4</u>	<u>5</u>	<u>8</u>	<u>24</u>
Days & ADT :	#1.	5.0	530							
	#3.	5.0	597							
		<u>5.0</u>	<u>1128</u>							

Gap Class vs. Volume (all lanes)



Gap Class vs. Time (all lanes)



Basic Headway Classification Report: Lanetown Rd

Lane Configuration

#	Dir.	Information	Vehicle Sensors	Sensor Spacing	Loop Length	Comment
1.			Ax-Ax	4.0 ft	6.0 ft	
3.			Ax-Ax	4.0 ft	6.0 ft	

Basic Headway Classification Data From: 11:00 - 03/14/2018 To: 10:59 - 03/19/2018

(DEFAULT)			#1	#2	#3	#4	#5	#6	#7	#8	Total
Date	Time	Lane	03.00	10.00	15.00	20.00	30.00	60.00	02:00	Other	
03/14/18	11:00	1.	0	1	0	0	0	1	1	3	6
Wed		3.	1	2	0	0	1	1	1	2	8
	11:30	1.	0	0	0	0	0	2	0	3	5
		3.	0	1	0	0	2	2	5	5	15
	12:00	1.	0	2	0	0	0	1	5	7	15
		3.	1	1	0	0	1	2	3	6	14
	12:30	1.	0	1	0	0	5	4	5	4	19
		3.	2	0	0	0	2	7	4	3	18
	13:00	1.	1	0	0	0	0	0	0	7	8
		3.	1	1	0	0	0	3	4	5	14
	13:30	1.	0	0	1	0	0	2	2	5	10
		3.	0	0	0	0	1	3	2	6	12
	14:00	1.	0	1	0	0	0	6	5	6	18
		3.	0	2	0	0	2	2	1	8	15
	14:30	1.	0	2	0	1	1	3	2	6	15
		3.	2	1	1	1	2	4	5	6	22
	15:00	1.	0	1	0	0	0	1	2	6	10
		3.	0	1	1	2	0	2	1	7	14
	15:30	1.	3	1	1	1	1	2	0	7	16
		3.	0	2	0	1	1	3	4	6	17
	16:00	1.	1	8	0	0	2	6	3	6	26
		3.	0	5	2	1	3	7	0	7	25
	16:30	1.	0	1	1	0	0	0	5	6	13
		3.	1	3	2	1	4	3	5	4	23
	17:00	1.	3	2	2	2	2	5	5	5	26

(DEFAULT)			#1	#2	#3	#4	#5	#6	#7	#8	
Date	Time	Lane	03.00	10.00	15.00	20.00	30.00	60.00	02:00	Other	Total
03/14/18	17:00	3.	2	2	1	3	2	11	6	5	32
Wed	17:30	1.	1	4	1	1	2	4	9	5	27
		3.	7	5	3	3	6	8	7	2	41
	18:00	1.	0	1	0	1	1	5	5	5	18
		3.	0	1	3	1	4	8	8	4	29
	18:30	1.	0	0	1	1	1	3	4	6	16
		3.	2	6	0	2	1	7	4	5	27
	19:00	1.	0	2	1	1	1	3	1	5	14
		3.	1	2	1	4	2	4	2	4	20
	19:30	1.	0	0	0	0	1	4	2	4	11
		3.	3	2	1	0	0	0	2	7	15
	20:00	1.	0	0	0	0	0	1	2	4	7
		3.	0	0	0	2	0	1	3	6	12
	20:30	1.	0	1	1	0	0	0	1	3	6
		3.	0	0	1	1	2	0	3	6	13
	21:00	1.	0	0	0	0	0	1	1	3	5
		3.	0	0	0	0	0	1	0	5	6
	21:30	1.	0	0	0	0	0	0	0	4	4
		3.	0	1	1	0	0	1	1	4	8
	22:00	1.	0	0	0	0	0	1	0	4	5
		3.	0	0	0	0	0	1	0	5	6
	22:30	1.	0	0	0	0	0	0	1	2	3
		3.	0	1	0	0	0	0	0	2	3
	23:00	1.	0	0	0	0	0	0	0	1	1
		3.	0	0	0	0	0	0	0	1	1
	23:30	1.	0	0	0	0	0	0	0	1	1
		3.	0	0	0	0	0	0	0	4	4
Daily Total :			32	67	26	30	53	136	132	243	719
Percent :			4%	9%	4%	4%	7%	19%	18%	34%	
Average :			1	3	1	1	2	5	5	9	27

(DEFAULT)		#1	#2	#3	#4	#5	#6	#7	#8		
Date	Time	Lane	03.00	10.00	15.00	20.00	30.00	60.00	02:00	Other	Total
03/15/18	00:00	1.	0	0	0	0	0	0	0	1	1
Thu		3.	0	0	0	0	0	0	0	0	0
	00:30	1.	0	0	0	0	0	0	0	1	1
		3.	0	0	0	0	0	0	0	0	0
	01:00	1.	0	0	0	0	0	0	0	1	1
		3.	0	0	0	0	0	0	0	1	1
	01:30	1.	0	0	0	0	0	0	0	0	0
		3.	0	0	0	0	0	0	0	2	2
	02:00	1.	0	0	0	0	0	0	0	0	0
		3.	0	0	0	0	0	0	0	2	2
	02:30	1.	0	0	0	0	0	0	0	0	0
		3.	0	0	0	0	0	0	0	0	0
	03:00	1.	0	0	0	0	0	0	0	0	0
		3.	0	0	0	0	0	0	0	0	0
	03:30	1.	0	0	0	0	0	0	0	1	1
		3.	0	0	0	0	0	0	0	0	0
	04:00	1.	0	0	0	0	0	0	0	1	1
		3.	0	0	0	0	0	0	0	0	0
	04:30	1.	0	0	0	0	0	0	1	3	4
		3.	0	0	0	0	0	0	0	0	0
	05:00	1.	0	0	0	0	0	1	0	6	7
		3.	0	0	0	0	0	0	0	0	0
	05:30	1.	0	0	0	0	1	0	0	3	4
		3.	0	0	0	0	0	0	1	3	4
	06:00	1.	0	0	0	0	0	2	0	3	5
		3.	0	0	0	0	0	1	0	3	4
	06:30	1.	0	1	1	1	1	2	2	6	14
		3.	0	0	0	0	0	0	1	5	6
	07:00	1.	2	2	2	0	4	1	5	5	21
		3.	0	1	0	0	0	0	0	3	4
	07:30	1.	2	5	3	2	3	7	7	4	33
		3.	1	4	0	0	0	3	8	5	21
	08:00	1.	0	2	1	3	1	7	4	5	23
		3.	4	4	4	4	8	9	9	2	44
	08:30	1.	1	3	2	2	1	5	4	6	24
		3.	2	3	0	0	1	10	7	4	27
	09:00	1.	1	1	0	0	2	0	1	5	10

(DEFAULT)			#1	#2	#3	#4	#5	#6	#7	#8	
Date	Time	Lane	03.00	10.00	15.00	20.00	30.00	60.00	02:00	Other	Total
03/15/18	09:00	3.	0	2	0	0	1	1	0	7	11
Thu	09:30	1.	1	1	0	0	0	2	2	5	11
		3.	0	0	0	0	1	0	0	7	8
	10:00	1.	0	0	0	0	1	0	1	4	6
		3.	1	3	0	0	0	1	1	5	11
	10:30	1.	1	1	0	0	2	2	1	4	11
		3.	0	1	0	0	1	2	0	9	13
	11:00	1.	0	1	1	0	1	4	0	7	14
		3.	1	2	0	2	0	3	2	5	15
	11:30	1.	0	1	1	0	1	1	3	4	11
		3.	0	1	0	0	2	1	3	5	12
	12:00	1.	1	0	0	0	1	6	3	5	16
		3.	0	0	0	0	0	1	4	3	8
	12:30	1.	0	0	1	1	1	1	1	7	12
		3.	0	1	0	1	1	4	5	6	18
	13:00	1.	0	0	0	1	0	1	3	4	9
		3.	0	1	0	0	1	0	3	7	12
	13:30	1.	0	1	0	0	0	5	1	5	12
		3.	2	1	0	3	2	4	6	5	23
	14:00	1.	0	0	1	1	2	2	3	7	16
		3.	0	0	0	1	0	1	2	5	9
	14:30	1.	0	2	2	1	1	1	7	5	19
		3.	0	1	1	2	2	6	3	4	19
	15:00	1.	0	2	0	0	0	2	3	6	13
		3.	1	2	3	1	1	3	2	8	21
	15:30	1.	0	1	0	0	2	1	2	8	14
		3.	1	4	0	0	2	9	8	4	28
	16:00	1.	1	4	0	1	3	8	8	3	28
		3.	6	7	1	1	3	8	4	4	34
	16:30	1.	1	4	2	0	2	1	9	3	22
		3.	2	9	3	1	6	13	4	3	41
	17:00	1.	3	5	1	3	3	7	8	3	33
		3.	5	4	1	2	1	8	3	7	31
	17:30	1.	0	2	4	1	5	4	17	1	34
		3.	2	8	2	3	5	13	8	2	43
	18:00	1.	1	3	2	1	2	5	7	5	26
		3.	4	3	1	3	3	4	3	4	25

(DEFAULT)			#1	#2	#3	#4	#5	#6	#7	#8	
Date	Time	Lane	03.00	10.00	15.00	20.00	30.00	60.00	02:00	Other	Total
03/15/18	18:30	1.	1	0	1	0	0	5	2	4	13
Thu		3.	1	3	0	2	4	3	3	5	21
	19:00	1.	1	0	0	0	0	2	3	5	11
		3.	1	4	4	0	3	3	10	4	29
	19:30	1.	0	2	1	0	1	2	2	6	14
		3.	2	3	1	1	4	5	7	2	25
	20:00	1.	0	0	0	0	0	2	3	4	9
		3.	0	1	1	1	0	3	5	6	17
	20:30	1.	1	0	0	0	0	0	0	6	7
		3.	0	0	2	1	1	1	3	4	12
	21:00	1.	0	0	0	0	0	0	2	2	4
		3.	0	0	0	0	0	1	1	5	7
	21:30	1.	0	0	0	0	0	0	1	2	3
		3.	0	0	0	0	0	1	0	2	3
	22:00	1.	0	0	0	0	0	1	3	4	8
		3.	0	1	0	0	0	0	0	3	4
	22:30	1.	0	0	0	0	0	0	0	1	1
		3.	0	0	0	0	0	0	1	1	2
	23:00	1.	0	1	0	0	0	1	0	3	5
		3.	0	0	0	0	0	0	0	1	1
	23:30	1.	0	0	0	0	0	0	0	2	2
		3.	0	0	0	0	0	1	0	4	5
Daily Total :			54	119	50	47	94	214	236	343	1157
Percent :			5%	10%	4%	4%	8%	18%	20%	30%	
Average :			1	2	1	1	2	4	5	7	23

(DEFAULT)			#1	#2	#3	#4	#5	#6	#7	#8	
Date	Time	Lane	03.00	10.00	15.00	20.00	30.00	60.00	02:00	Other	Total
03/16/18	00:00	1.	1	0	0	0	0	0	0	1	2
Fri		3.	0	0	0	0	0	0	0	2	2
	00:30	1.	0	0	0	0	0	0	0	2	2
		3.	0	0	0	0	0	0	0	0	0
	01:00	1.	0	0	0	0	0	0	0	1	1
		3.	0	0	0	0	0	0	0	0	0
	01:30	1.	0	0	0	0	0	0	0	0	0
		3.	0	0	0	0	0	0	0	0	0
	02:00	1.	0	0	0	0	0	0	0	0	0
		3.	0	0	0	0	0	0	0	1	1
	02:30	1.	0	0	0	0	0	0	0	1	1
		3.	0	0	0	0	0	0	0	1	1
	03:00	1.	0	0	0	0	0	0	0	0	0
		3.	0	0	0	0	0	0	0	0	0
	03:30	1.	0	0	0	0	0	0	0	1	1
		3.	0	0	0	0	0	0	0	0	0
	04:00	1.	0	0	0	0	0	0	0	3	3
		3.	0	0	0	0	0	0	0	1	1
	04:30	1.	0	0	0	0	0	0	0	0	0
		3.	0	0	0	0	0	0	0	1	1
	05:00	1.	0	0	1	0	0	2	1	3	7
		3.	0	0	0	0	0	0	0	1	1
	05:30	1.	0	0	0	0	0	0	0	2	2
		3.	0	0	0	0	0	0	1	3	4
	06:00	1.	0	0	1	0	0	1	2	6	10
		3.	0	0	0	0	0	0	0	3	3
	06:30	1.	0	0	0	0	0	1	0	7	8
		3.	0	0	0	0	0	0	0	4	4
	07:00	1.	1	2	0	3	6	7	4	5	28
		3.	0	1	0	0	0	3	1	5	10
	07:30	1.	2	6	5	5	4	11	2	5	40
		3.	1	1	1	3	1	6	3	5	21
	08:00	1.	1	3	0	1	5	4	3	8	25
		3.	1	5	3	0	2	7	8	4	30
	08:30	1.	1	1	3	2	2	3	12	3	27
		3.	0	3	1	3	3	6	4	6	26
	09:00	1.	1	1	0	1	2	0	5	8	18

(DEFAULT)			#1	#2	#3	#4	#5	#6	#7	#8	
Date	Time	Lane	03.00	10.00	15.00	20.00	30.00	60.00	02:00	Other	Total
03/16/18	09:00	3.	1	0	0	0	1	3	4	6	15
Fri	09:30	1.	0	0	0	0	0	0	3	4	7
		3.	0	0	0	0	0	1	4	3	8
	10:00	1.	0	1	0	0	0	2	0	4	7
		3.	0	1	0	0	0	1	3	5	10
	10:30	1.	0	1	0	0	0	1	3	5	10
		3.	0	0	0	0	0	2	1	6	9
	11:00	1.	2	1	0	0	0	3	6	5	17
		3.	0	2	0	2	1	4	0	8	17
	11:30	1.	0	0	0	1	0	2	1	5	9
		3.	2	2	0	2	0	6	4	6	22
	12:00	1.	1	0	0	0	1	0	3	6	11
		3.	3	1	0	0	1	4	6	4	19
	12:30	1.	1	3	1	2	0	2	7	6	22
		3.	0	1	2	1	1	6	4	6	21
	13:00	1.	0	1	1	0	0	5	2	5	14
		3.	1	4	0	1	0	8	5	2	21
	13:30	1.	1	0	0	0	0	1	4	5	11
		3.	0	1	0	2	2	3	2	4	14
	14:00	1.	0	1	0	0	2	2	6	6	17
		3.	0	2	1	0	0	2	8	6	19
	14:30	1.	0	1	0	1	5	3	5	7	22
		3.	0	1	1	0	3	1	6	4	16
	15:00	1.	0	0	0	0	0	3	4	6	13
		3.	1	2	1	1	0	5	2	8	20
	15:30	1.	0	2	1	1	2	2	1	9	18
		3.	2	4	3	0	1	5	6	5	26
	16:00	1.	1	7	1	1	5	11	5	4	35
		3.	2	4	5	0	6	9	12	0	38
	16:30	1.	1	1	3	0	1	4	5	5	20
		3.	7	8	2	4	6	3	6	5	41
	17:00	1.	1	2	0	0	5	5	7	5	25
		3.	2	3	6	0	5	13	6	4	39
	17:30	1.	2	1	3	1	3	10	8	3	31
		3.	4	7	1	5	4	11	6	2	40
	18:00	1.	0	4	2	0	6	5	8	4	29
		3.	5	4	2	4	0	8	6	5	34

(DEFAULT)			#1	#2	#3	#4	#5	#6	#7	#8	
Date	Time	Lane	03.00	10.00	15.00	20.00	30.00	60.00	02:00	Other	Total
03/16/18	18:30	1.	1	2	1	1	2	9	3	4	23
Fri		3.	0	1	2	0	3	3	5	5	19
	19:00	1.	1	0	0	0	1	3	2	6	13
		3.	2	1	1	2	2	0	12	3	23
	19:30	1.	0	1	0	0	0	1	4	4	10
		3.	0	1	1	1	1	4	9	4	21
	20:00	1.	0	0	0	0	0	0	5	6	11
		3.	0	0	1	1	0	0	2	7	11
	20:30	1.	0	1	0	0	1	0	2	5	9
		3.	0	0	0	0	0	7	1	4	12
	21:00	1.	0	1	0	0	1	0	0	3	5
		3.	0	1	0	1	0	1	1	4	8
	21:30	1.	1	0	0	1	0	0	2	5	9
		3.	0	0	0	0	2	1	1	5	9
	22:00	1.	0	0	0	0	0	0	0	3	3
		3.	0	0	0	1	1	0	4	3	9
	22:30	1.	2	1	0	0	0	1	2	4	10
		3.	0	0	0	0	0	0	3	4	7
	23:00	1.	0	0	0	0	0	0	0	3	3
		3.	1	0	0	0	0	1	1	5	8
	23:30	1.	0	0	0	0	2	0	1	3	6
		3.	0	0	0	0	0	1	1	7	9
Daily Total :			57	106	57	55	102	239	276	373	1265
Percent :			5%	8%	5%	4%	8%	19%	22%	29%	
Average :			1	2	1	1	2	5	6	8	26

(DEFAULT)			#1	#2	#3	#4	#5	#6	#7	#8	
Date	Time	Lane	03.00	10.00	15.00	20.00	30.00	60.00	02:00	Other	Total
03/17/18	00:00	1.	0	0	0	0	0	0	0	2	2
Sat		3.	0	0	0	1	0	0	0	3	4
	00:30	1.	0	0	0	0	0	0	0	0	0
		3.	0	0	0	0	0	0	0	1	1
	01:00	1.	0	0	0	0	0	0	0	4	4
		3.	0	0	0	0	0	0	0	2	2
	01:30	1.	0	0	0	0	0	0	0	1	1
		3.	0	0	0	0	0	0	0	1	1
	02:00	1.	0	0	0	0	0	0	0	2	2
		3.	0	0	0	0	0	0	0	1	1
	02:30	1.	0	0	0	0	0	0	0	0	0
		3.	0	0	0	0	0	0	0	0	0
	03:00	1.	0	0	0	0	0	0	0	0	0
		3.	0	0	0	0	0	0	0	1	1
	03:30	1.	0	0	0	0	0	0	0	0	0
		3.	0	0	0	0	0	0	0	2	2
	04:00	1.	0	0	0	0	0	0	0	1	1
		3.	0	0	0	0	0	0	0	0	0
	04:30	1.	0	0	0	0	0	0	0	0	0
		3.	0	0	0	0	0	0	0	0	0
	05:00	1.	0	0	0	0	0	0	0	0	0
		3.	0	0	0	0	0	0	0	1	1
	05:30	1.	0	0	0	0	0	0	0	1	1
		3.	0	0	0	0	0	0	1	3	4
	06:00	1.	0	0	0	0	0	0	0	2	2
		3.	0	0	0	0	0	0	0	0	0
	06:30	1.	0	0	0	0	0	1	0	2	3
		3.	0	0	0	0	0	0	0	1	1
	07:00	1.	0	1	0	0	0	0	0	2	3
		3.	0	0	0	0	0	0	0	2	2
	07:30	1.	0	0	0	0	0	0	1	3	4
		3.	0	0	0	0	0	0	0	5	5
	08:00	1.	0	0	0	0	0	1	2	5	8
		3.	0	1	0	0	0	1	3	5	10
	08:30	1.	1	0	1	0	0	1	5	5	13
		3.	0	0	0	1	1	1	3	7	13
	09:00	1.	0	1	0	1	1	2	1	5	11

(DEFAULT)		#1	#2	#3	#4	#5	#6	#7	#8		
Date	Time	Lane	03.00	10.00	15.00	20.00	30.00	60.00	02:00	Other	Total
03/17/18	09:00	3.	0	0	0	0	0	0	0	4	4
Sat	09:30	1.	1	0	2	0	2	4	0	6	15
		3.	0	0	0	0	1	4	3	5	13
	10:00	1.	0	1	0	1	1	1	1	5	10
		3.	0	0	0	0	0	1	4	4	9
	10:30	1.	0	1	0	1	1	4	4	3	14
		3.	0	2	3	1	1	2	5	6	20
	11:00	1.	0	1	0	1	0	4	3	7	16
		3.	0	0	0	0	1	1	2	9	13
	11:30	1.	0	3	1	0	0	1	7	7	19
		3.	1	4	0	1	3	3	2	6	20
	12:00	1.	0	3	0	2	2	3	1	7	18
		3.	0	5	0	0	1	4	5	4	19
	12:30	1.	1	1	3	0	1	3	9	3	21
		3.	0	0	1	1	3	3	4	4	16
	13:00	1.	1	1	0	0	1	3	5	6	17
		3.	1	3	0	1	1	7	10	3	26
	13:30	1.	1	2	1	1	1	2	2	7	17
		3.	1	2	2	1	0	6	4	6	22
	14:00	1.	1	1	4	1	0	3	3	6	19
		3.	1	6	1	0	1	6	11	2	28
	14:30	1.	0	4	0	1	1	2	3	6	17
		3.	2	2	1	0	2	4	7	5	23
	15:00	1.	0	2	3	0	0	0	4	6	15
		3.	2	1	0	0	1	2	3	7	16
	15:30	1.	0	2	0	1	1	3	5	6	18
		3.	2	0	2	1	1	4	6	6	22
	16:00	1.	0	2	0	0	1	3	3	7	16
		3.	0	6	2	1	5	8	3	5	30
	16:30	1.	2	8	3	1	2	4	10	3	33
		3.	1	0	0	0	2	2	5	6	16
	17:00	1.	2	1	1	0	1	3	7	5	20
		3.	1	0	1	0	1	1	6	5	15
	17:30	1.	1	3	0	1	2	6	5	6	24
		3.	1	5	2	0	4	13	5	3	33
	18:00	1.	0	2	1	1	2	4	6	4	20
		3.	1	1	4	1	2	5	5	4	23

(DEFAULT)			#1	#2	#3	#4	#5	#6	#7	#8	
Date	Time	Lane	03.00	10.00	15.00	20.00	30.00	60.00	02:00	Other	Total
03/17/18	18:30	1.	1	0	1	0	0	3	3	7	15
Sat		3.	0	0	0	1	0	4	3	7	15
	19:00	1.	0	1	1	0	0	2	1	6	11
		3.	2	2	0	0	1	4	4	5	18
	19:30	1.	0	2	0	1	0	0	3	4	10
		3.	0	0	0	1	1	3	4	5	14
	20:00	1.	0	1	0	2	1	1	4	5	14
		3.	0	3	0	0	1	1	3	7	15
	20:30	1.	1	2	0	1	0	3	3	5	15
		3.	0	1	0	0	0	0	0	7	8
	21:00	1.	0	1	0	0	0	0	1	3	5
		3.	0	1	0	0	1	1	1	4	8
	21:30	1.	0	0	0	0	0	0	1	6	7
		3.	0	1	1	0	0	1	0	5	8
	22:00	1.	0	0	0	0	0	0	0	2	2
		3.	0	1	0	0	0	0	2	4	7
	22:30	1.	0	0	0	0	0	0	1	5	6
		3.	0	0	0	0	1	1	1	4	7
	23:00	1.	0	0	0	0	0	0	1	5	6
		3.	0	0	0	0	0	0	2	4	6
	23:30	1.	0	0	0	0	0	0	0	2	2
		3.	0	0	0	0	0	1	0	5	6
Daily Total :			29	94	42	29	57	161	222	371	1005
Percent :			3%	9%	4%	3%	6%	16%	22%	37%	
Average :			1	2	1	1	1	3	5	8	22

(DEFAULT)			#1	#2	#3	#4	#5	#6	#7	#8	
Date	Time	Lane	03.00	10.00	15.00	20.00	30.00	60.00	02:00	Other	Total
03/18/18	00:00	1.	0	0	0	0	0	0	0	0	0
Sun		3.	0	0	1	0	0	1	0	2	4
	00:30	1.	0	0	0	0	0	0	0	1	1
		3.	0	1	0	0	0	0	0	3	4
	01:00	1.	0	0	0	0	0	0	0	1	1
		3.	0	0	0	0	0	0	0	2	2
	01:30	1.	0	0	0	0	0	0	0	1	1
		3.	0	0	0	0	0	0	0	2	2
	02:00	1.	0	0	0	0	0	0	0	3	3
		3.	0	0	0	0	0	0	0	0	0
	02:30	1.	0	0	0	0	0	0	0	0	0
		3.	0	0	0	0	0	0	0	2	2
	03:00	1.	0	0	0	0	0	0	0	1	1
		3.	0	0	0	0	0	0	0	0	0
	03:30	1.	0	0	0	0	0	0	0	3	3
		3.	0	0	0	0	0	0	0	0	0
	04:00	1.	0	0	0	0	0	0	0	0	0
		3.	0	0	0	0	0	0	0	0	0
	04:30	1.	0	0	0	0	0	0	0	0	0
		3.	0	0	0	0	0	0	0	0	0
	05:00	1.	0	0	0	0	0	0	0	0	0
		3.	0	0	0	0	0	0	0	0	0
	05:30	1.	0	1	0	0	0	0	0	2	3
		3.	0	0	0	0	0	0	2	1	3
	06:00	1.	0	0	0	0	0	0	0	4	4
		3.	0	0	0	0	0	0	0	0	0
	06:30	1.	0	0	0	0	0	0	0	1	1
		3.	0	0	0	0	0	0	0	1	1
	07:00	1.	0	0	0	0	0	0	0	4	4
		3.	0	0	0	0	0	0	0	1	1
	07:30	1.	0	0	0	0	0	0	1	2	3
		3.	0	0	0	0	0	0	0	2	2
	08:00	1.	0	0	0	0	2	3	1	6	12
		3.	0	0	0	0	0	0	0	0	0
	08:30	1.	0	0	1	0	0	0	2	8	11
		3.	0	0	0	0	0	2	1	4	7
	09:00	1.	0	3	1	0	0	3	2	7	16

(DEFAULT)			#1	#2	#3	#4	#5	#6	#7	#8	Total
Date	Time	Lane	03.00	10.00	15.00	20.00	30.00	60.00	02:00	Other	
03/18/18	09:00	3.	0	1	1	0	2	3	6	4	17
Sun	09:30	1.	2	4	0	2	6	7	2	5	28
		3.	0	0	0	0	0	2	1	8	11
	10:00	1.	0	0	3	3	0	4	10	4	24
		3.	1	2	0	0	2	3	7	5	20
	10:30	1.	1	2	0	1	2	8	3	5	22
		3.	0	1	0	1	0	2	4	4	12
	11:00	1.	0	1	1	1	0	4	4	6	17
		3.	0	5	1	0	2	1	4	6	19
	11:30	1.	0	1	1	0	2	2	0	7	13
		3.	2	8	2	2	0	2	6	4	26
	12:00	1.	0	1	1	1	1	4	6	5	19
		3.	1	0	2	1	4	6	5	4	23
	12:30	1.	0	4	0	1	1	3	3	5	17
		3.	2	4	2	2	1	4	7	6	28
	13:00	1.	2	3	0	2	2	8	12	2	31
		3.	1	0	1	1	2	5	3	6	19
	13:30	1.	1	1	2	1	0	8	4	4	21
		3.	0	2	2	0	3	1	4	6	18
	14:00	1.	2	3	2	0	3	4	7	5	26
		3.	2	3	0	0	2	6	6	4	23
	14:30	1.	0	4	1	4	2	9	7	2	29
		3.	1	1	1	0	1	6	3	5	18
	15:00	1.	3	7	0	3	3	5	2	7	30
		3.	2	4	1	1	6	3	6	4	27
	15:30	1.	0	2	2	1	4	2	7	5	23
		3.	1	3	1	0	1	8	2	6	22
	16:00	1.	1	0	2	1	2	2	5	6	19
		3.	6	2	1	1	2	5	9	4	30
	16:30	1.	0	4	1	0	1	5	3	5	19
		3.	2	3	2	3	1	4	8	2	25
	17:00	1.	2	3	1	2	0	6	7	3	24
		3.	1	4	0	0	6	6	8	4	29
	17:30	1.	0	0	0	1	0	3	5	6	15
		3.	1	3	2	2	2	9	6	4	29
	18:00	1.	0	2	3	1	3	2	11	3	25
		3.	3	5	0	1	2	6	8	5	30

(DEFAULT)			#1	#2	#3	#4	#5	#6	#7	#8	
Date	Time	Lane	03.00	10.00	15.00	20.00	30.00	60.00	02:00	Other	Total
03/18/18	18:30	1.	0	2	0	1	1	1	2	6	13
Sun		3.	2	6	4	1	2	6	7	4	32
	19:00	1.	2	0	0	1	0	1	5	3	12
		3.	0	4	2	1	3	6	7	4	27
	19:30	1.	2	1	0	0	0	0	3	6	12
		3.	2	3	1	0	0	8	7	2	23
	20:00	1.	1	0	1	1	1	3	1	6	14
		3.	0	0	1	0	1	1	5	5	13
	20:30	1.	0	0	0	0	0	0	0	7	7
		3.	0	0	2	0	3	0	1	7	13
	21:00	1.	0	0	0	3	0	1	1	5	10
		3.	0	2	0	0	0	2	3	6	13
	21:30	1.	0	0	0	0	0	0	0	5	5
		3.	0	0	0	0	0	0	1	4	5
	22:00	1.	0	0	0	0	0	0	1	3	4
		3.	0	0	0	0	0	0	0	1	1
	22:30	1.	0	0	0	0	0	0	0	4	4
		3.	0	1	0	0	0	1	0	2	4
	23:00	1.	0	0	0	0	0	0	0	3	3
		3.	0	0	0	0	0	0	1	3	4
	23:30	1.	0	0	0	0	0	0	0	3	3
		3.	0	0	0	0	0	0	0	2	2
Daily Total :			49	117	53	48	84	207	255	331	1144
Percent :			4%	10%	5%	4%	7%	18%	22%	29%	
Average :			1	2	1	1	2	4	5	7	23

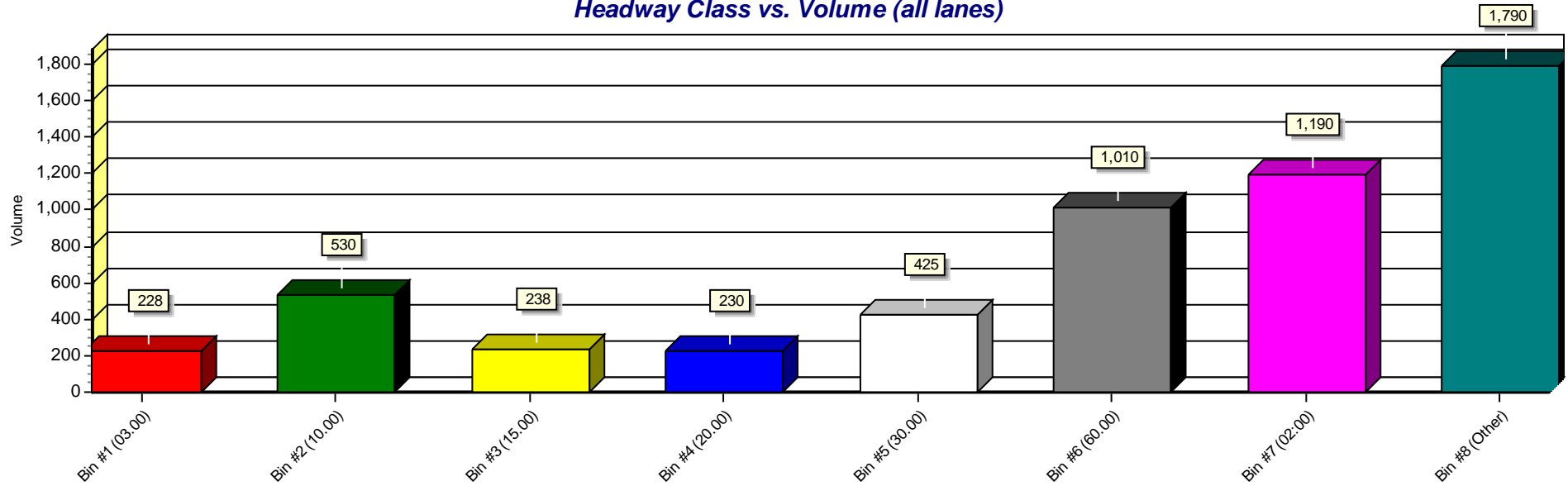
(DEFAULT)			#1	#2	#3	#4	#5	#6	#7	#8	
Date	Time	Lane	03.00	10.00	15.00	20.00	30.00	60.00	02:00	Other	Total
03/19/18	00:00	1.	0	0	0	0	0	0	0	1	1
Mon		3.	0	0	0	0	1	0	0	1	2
	00:30	1.	0	0	0	0	0	0	0	1	1
		3.	0	0	0	0	0	0	0	1	1
	01:00	1.	0	0	0	0	0	0	0	2	2
		3.	0	0	0	0	0	0	0	1	1
	01:30	1.	0	0	0	0	0	0	0	2	2
		3.	0	0	0	0	0	0	0	2	2
	02:00	1.	0	0	0	0	0	0	0	1	1
		3.	0	0	0	0	0	0	0	0	0
	02:30	1.	0	0	0	0	0	0	0	0	0
		3.	0	0	0	0	0	0	0	0	0
	03:00	1.	0	0	0	0	0	0	0	0	0
		3.	0	0	0	0	0	0	0	2	2
	03:30	1.	0	0	0	0	0	0	0	0	0
		3.	0	0	0	0	0	0	0	1	1
	04:00	1.	0	0	0	0	0	0	0	1	1
		3.	0	0	0	0	0	0	0	0	0
	04:30	1.	0	0	0	0	0	0	0	3	3
		3.	0	0	0	0	0	0	0	2	2
	05:00	1.	0	0	0	0	0	1	0	4	5
		3.	0	0	0	0	0	0	0	0	0
	05:30	1.	0	0	0	0	0	0	0	4	4
		3.	0	1	0	0	0	0	0	5	6
	06:00	1.	0	0	0	0	0	0	1	4	5
		3.	0	0	0	0	0	0	0	1	1
	06:30	1.	0	0	1	0	1	0	4	6	12
		3.	0	0	0	0	0	0	0	3	3
	07:00	1.	1	1	1	0	2	8	5	7	25
		3.	0	4	0	3	2	0	3	6	18
	07:30	1.	2	7	1	2	9	4	9	4	38
		3.	1	3	0	4	6	4	4	6	28
	08:00	1.	0	2	1	2	4	5	7	5	26
		3.	1	1	1	1	3	12	3	4	26
	08:30	1.	0	3	0	0	2	9	8	3	25
		3.	1	2	2	4	2	4	5	6	26
	09:00	1.	1	0	0	0	0	1	5	4	11

(DEFAULT)			#1	#2	#3	#4	#5	#6	#7	#8	
Date	Time	Lane	03.00	10.00	15.00	20.00	30.00	60.00	02:00	Other	Total
03/19/18	09:00	3.	0	0	1	1	2	0	5	5	14
Mon	09:30	1.	0	0	0	2	0	0	2	3	7
		3.	0	1	0	0	0	0	1	5	7
	10:00	1.	0	0	1	0	0	0	2	7	10
		3.	0	1	0	1	0	1	1	6	10
	10:30	1.	0	1	0	1	0	0	4	4	10
		3.	0	0	1	0	1	4	0	6	12
Daily Total :			7	27	10	21	35	53	69	129	351
Percent :			2%	8%	3%	6%	10%	15%	20%	37%	
Average :			0	1	0	1	2	2	3	6	15

Basic Headway Class Summary: Lanetown Rd South of Track

(DEFAULT)		#1	#2	#3	#4	#5	#6	#7	#8	
Description	Lane	03.00	10.00	15.00	20.00	30.00	60.00	02:00	Other	Total
TOTAL COUNT :	#1.	85	228	108	102	189	443	577	921	2653
	#3.	143	302	130	128	236	567	613	869	2988
		<u>228</u>	<u>530</u>	<u>238</u>	<u>230</u>	<u>425</u>	<u>1010</u>	<u>1190</u>	<u>1790</u>	<u>5641</u>
Percents :	#1.	3%	9%	4%	4%	7%	17%	22%	35%	47%
	#3.	5%	10%	4%	4%	8%	19%	21%	29%	53%
		<u>4%</u>	<u>9%</u>	<u>4%</u>	<u>4%</u>	<u>8%</u>	<u>18%</u>	<u>21%</u>	<u>32%</u>	
Average :	#1.	0	1	0	0	1	2	2	4	10
	#3.	1	1	1	1	1	2	3	4	14
		<u>1</u>	<u>2</u>	<u>1</u>	<u>1</u>	<u>2</u>	<u>4</u>	<u>5</u>	<u>8</u>	<u>24</u>
Days & ADT :	#1.	5.0	530							
	#3.	5.0	597							
		<u>5.0</u>	<u>1128</u>							

Headway Class vs. Volume (all lanes)



Headway Class vs. Time (all lanes)

