



**HIGHWAY FACTORS GROUP CHAIRMAN'S
FACTUAL REPORT**

**Highway Attachment – Vehicle Count and
Classification Data for Main Street Crossing**

Biloxi, Mississippi

HWY17MH010

(15 pages)

Prouty Steven

From: David Taylor <[REDACTED]>
Sent: Wednesday, September 20, 2017 11:27 AM
To: Prouty Steven
Subject: Traffic volume report for Main St./CSX RR grade crossing - Biloxi, MS
Attachments: Sharp Copier_20170920_095837.pdf

Steven,

The attached traffic volume report from August, 2016 for the Main Street grade crossing at the CSX Railroad shows the raw data for hourly traffic volumes for a 48-hour period at that site. Axle factors, as well as seasonal factors developed by MDOT are applied to the average daily totals derived from this report to get the annualized average daily traffic (AADT) volume for the site. Counts are scheduled for this site at least once every three years. The AADTs for this site, going back to 2004, are as follows: 2016=2000*; 2013=2400; 2010=2500; 2007=2700; and 2004=3200**.

* The 2016 volume was likely somewhat impacted by infrastructure projects underway on nearby streets.

** The 2004 count was prior to the devastation caused by Hurricane Katrina in 2005.

If we can be of further assistance, please don't hesitate to let us know.

David Taylor - Planning Director
Gulf Regional Planning Commission
Mississippi Gulf Coast Metropolitan Planning Organization 1635-G Popps Ferry Road, Biloxi MS 39532
228-864-1167 ext. [REDACTED]
[REDACTED] cell
[REDACTED]

Gulf Regional Planning Commission Weekly Event Counts

Datasets:

Site: [2103] Main St at CSX RR 8-11-16
Attribute: 624561002103
Survey Duration: 10:40 Monday, August 8, 2016 => 9:55 Thursday, August 11, 2016
File: 2103 2016-08-11 0955.EC0 (Plus)

Profile:

Filter time: 7:00 Tuesday, August 9, 2016 => 7:00 Thursday, August 11, 2016
Scheme: Count events divided by two
In profile: Events = 4146 / 6118 (67.77%)

Hour	Mon	Tue	Wed	Thu	Fri	Sat	Sun	Averages	
	08 Aug	09 Aug	10 Aug	11 Aug	12 Aug	13 Aug	14 Aug	1 - 5	1 - 7
0000-0100	*	*	22	30	*	*	*	26.0	26.0
0100-0200	*	*	16	11	*	*	*	13.5	13.5
0200-0300	*	*	22	3	*	*	*	12.0	12.0
0300-0400	*	*	14	12	*	*	*	13.0	13.0
0400-0500	*	*	13	14	*	*	*	13.5	13.5
0500-0600	*	*	23	22	*	*	*	22.5	22.5
0600-0700	*	*	58	50	*	*	*	53.5	53.5
0700-0800	*	127	128	*	*	*	*	126.5	126.5
0800-0900	*	114	114	*	*	*	*	113.5	113.5
0900-1000	*	145	95	*	*	*	*	119.5	119.5
1000-1100	*	122	119	*	*	*	*	119.5	119.5
1100-1200	*	133	160<	*	*	*	*	145.5<	145.5<
1200-1300	*	167<	148	*	*	*	*	157.5<	157.5<
1300-1400	*	140	150<	*	*	*	*	144.5	144.5
1400-1500	*	164	127	*	*	*	*	144.5	144.5
1500-1600	*	141	145	*	*	*	*	142.5	142.5
1600-1700	*	148	148	*	*	*	*	147.5	147.5
1700-1800	*	126	118	*	*	*	*	122.0	122.0
1800-1900	*	122	100	*	*	*	*	110.5	110.5
1900-2000	*	102	98	*	*	*	*	99.5	99.5
2000-2100	*	67	57	*	*	*	*	61.0	61.0
2100-2200	*	96	76	*	*	*	*	85.5	85.5
2200-2300	*	55	38	*	*	*	*	46.5	46.5
2300-2400	*	28	28	*	*	*	*	28.0	28.0
Totals									
0700-1900	*	1646	1548	*	*	*	*	1593.5	1593.5
0600-2200	*	*	1837	*	*	*	*	1893.0	1893.0
0600-0000	*	*	1903	*	*	*	*	1967.5	1967.5
0000-0000	*	*	2012	*	*	*	*	2068.0	2068.0
AM Peak	*	*	1100	*	*	*	*		
	*	*	160	*	*	*	*		
PM Peak	*	1200	1300	*	*	*	*		
	*	167	150	*	*	*	*		

* - No data.

Neel-Schaffer

P.O. Box 22625
Jackson, MS 39225

Intersection: Main Street/Esters Blvd
 Counter: D. Holley
 City/State: Biloxi/MS
 Notes: Intersection separated by CSX RR

File Name : count
 Site Code : 00000000
 Start Date : 7/25/2016
 Page No : 1 2017^A

Groups Printed- Autos - Bus/Single Unit - Tractor Trailer

Start Time	Main Street Southbound						Public Works Frontage Rd Southwestbound						Esters Blvd Westbound						Main Street Northbound						Esters Blvd Eastbound						Public Works Frontage Rd Southeastbound						Int. Total
	Hard Left	Left	Thru	Right	Hard Right	App. Total	Hard Left	Bear Left	Bear Right	Right	Hard Right	App. Total	Left	Thru	Bear Right	Right	Hard Right	App. Total	Left	Bear Left	Thru	Bear Right	Right	App. Total	Hard Left	Left	Bear Left	Thru	Right	App. Total	Hard Left	Left	Bear Left	Bear Right	Right	App. Total	
12:00 AM	0	0	2	3	0	5	0	1	0	0	0	1	0	3	0	0	0	3	2	0	11	0	1	14	0	0	0	4	1	5	0	0	0	0	0	28	
12:15 AM	0	0	2	0	0	2	0	0	0	0	0	0	0	1	0	0	0	1	3	0	4	1	0	8	0	2	0	1	0	3	0	0	0	0	14		
12:30 AM	0	1	0	0	0	1	0	0	0	0	1	1	1	5	0	1	0	7	1	0	3	0	0	4	0	0	1	1	0	2	0	0	0	0	15		
12:45 AM	0	0	0	0	0	0	0	0	0	1	0	1	0	3	0	0	0	3	1	0	1	0	0	2	0	0	0	0	2	2	0	0	0	0	8		
Total	0	1	4	3	0	8	0	1	0	1	1	3	1	12	0	1	0	14	7	0	19	1	1	28	0	2	1	6	3	12	0	0	0	0	65		
01:00 AM	0	0	2	2	0	4	0	0	1	0	0	1	2	0	0	0	2	1	1	4	0	2	8	0	0	0	2	1	3	0	0	0	0	1	19		
01:15 AM	0	0	1	1	0	2	0	0	0	0	0	0	0	2	0	0	0	2	2	0	2	0	0	4	0	0	1	0	2	3	0	0	0	0	11		
01:30 AM	0	0	0	0	0	0	0	0	0	0	0	0	0	0	0	0	0	0	3	0	1	0	0	4	0	1	0	1	0	2	0	0	0	0	6		
01:45 AM	0	0	1	1	0	2	0	0	0	0	0	0	0	0	0	0	0	0	1	0	2	0	0	3	0	0	0	2	0	2	0	0	0	0	7		
Total	0	0	4	4	0	8	0	0	1	0	0	1	2	2	0	0	0	4	7	1	9	0	2	19	0	1	1	5	3	10	0	0	0	1	43		
02:00 AM	0	0	1	0	0	1	0	0	0	0	0	0	0	0	0	0	0	0	2	0	1	0	0	3	0	0	0	2	0	2	0	0	0	0	6		
02:15 AM	0	0	0	0	0	0	0	0	0	0	0	0	2	0	0	1	0	3	0	1	4	0	1	6	0	0	0	1	0	1	0	0	0	0	10		
02:30 AM	0	0	0	0	0	0	0	0	0	0	0	0	0	2	0	0	0	2	0	0	1	0	0	1	0	0	0	0	2	2	0	0	0	0	5		
02:45 AM	0	0	0	0	0	0	0	0	0	0	0	0	0	0	0	0	0	0	1	0	1	0	0	2	0	0	0	1	0	1	0	0	0	0	3		
Total	0	0	1	0	0	1	0	0	0	0	0	0	2	2	0	1	0	5	3	1	7	0	1	12	0	0	0	4	2	6	0	0	0	0	24		
03:00 AM	0	0	0	1	0	1	0	1	0	0	0	1	2	1	0	0	0	3	1	0	0	0	1	2	0	1	0	2	0	3	0	0	1	0	11		
03:15 AM	0	0	0	0	0	0	0	0	0	0	0	0	0	0	0	0	0	0	1	0	1	1	0	3	0	0	0	1	0	1	0	0	0	0	4		
03:30 AM	0	0	0	0	0	0	0	0	0	0	0	0	0	1	0	0	0	1	2	0	0	0	0	2	0	0	0	0	1	1	0	0	0	0	4		
03:45 AM	0	0	0	1	0	1	0	0	0	0	0	0	0	0	0	0	0	0	0	0	1	0	0	1	0	0	0	0	1	1	0	0	0	0	3		
Total	0	0	0	2	0	2	0	1	0	0	0	1	2	2	0	0	0	4	4	0	2	1	1	8	0	1	0	3	2	6	0	0	0	1	22		
04:00 AM	0	0	0	0	0	0	0	0	0	0	0	0	0	0	0	0	0	0	1	0	1	0	0	2	0	1	0	0	0	1	0	0	0	0	3		
04:15 AM	0	0	0	0	0	0	0	0	1	0	0	1	1	1	0	0	0	2	0	0	0	0	0	0	0	0	1	0	1	0	2	0	0	0	0	5	
04:30 AM	0	0	0	0	0	0	0	0	0	0	0	0	0	3	0	0	0	3	0	1	2	0	0	3	0	0	0	1	1	2	0	0	0	0	8		
04:45 AM	0	0	3	0	0	3	0	0	0	0	0	0	0	5	0	0	0	5	1	0	1	0	0	2	0	0	0	0	3	3	0	0	0	0	13		
Total	0	0	3	0	0	3	0	0	1	0	0	1	1	9	0	0	0	10	2	1	4	0	0	7	0	2	0	2	4	8	0	0	0	0	29		
05:00 AM	0	0	1	0	0	1	0	0	0	0	0	0	0	2	0	0	0	2	0	0	1	0	1	2	0	0	0	0	2	2	0	0	0	0	7		
05:15 AM	0	0	3	1	0	4	0	0	0	0	0	0	0	0	0	0	0	0	0	0	2	1	0	3	0	1	0	1	0	2	0	0	0	0	9		
05:30 AM	0	1	1	0	0	2	0	0	0	0	1	1	0	2	0	0	0	2	3	0	1	0	0	4	0	0	0	3	2	5	0	0	0	0	14		

^ Note: Traffic count was conducted on 7/25/2017.
 See page14 of this attachment for clarification.

Neel-Schaffer
P.O. Box 22625
Jackson, MS 39225

Intersection: Main Street/Esters Blvd
Counter: D. Holley
City/State: Biloxi/MS
Notes: Intersection separated by CSX RR

File Name : count
Site Code : 00000000
Start Date : 7/25/2016
Page No : 2 2017

Groups Printed- Autos - Bus/Single Unit - Tractor Trailer

Start Time	Main Street Southbound						Public Works Frontage Rd Southwestbound						Esters Blvd Westbound						Main Street Northbound						Esters Blvd Eastbound						Public Works Frontage Rd Southeastbound						Int. Total						
	Hard Left	Left	Thru	Right	Hard Right	App. Total	Hard Left	Bear Left	Bear Right	Right	Hard Right	App. Total	Left	Thru	Bear Right	Right	Hard Right	App. Total	Left	Bear Left	Thru	Bear Right	Right	App. Total	Hard Left	Left	Bear Left	Thru	Right	App. Total	Hard Left	Left	Bear Left	Bear Right	Hard Right	App. Total							
05:45 AM	0	0	0	1	0	1	0	0	0	0	0	0	0	5	0	0	0	5	2	0	0	0	0	2	0	0	0	1	0	1	0	0	0	0	0	0	0	0	0	0	0	0	9
Total	0	1	5	2	0	8	0	0	0	0	1	1	0	9	0	0	0	9	5	0	4	1	1	11	0	1	0	5	4	10	0	0	0	0	0	0	0	0	0	0	0	0	39
06:00 AM	0	0	0	1	1	2	0	1	0	0	0	1	0	11	0	0	0	11	1	0	1	0	0	2	1	1	0	7	1	10	0	0	0	0	0	0	0	0	0	0	0	0	26
06:15 AM	0	0	2	1	0	3	0	1	0	0	0	1	2	12	0	0	0	14	2	0	2	0	0	4	0	2	0	8	8	18	0	1	0	1	0	2	0	2	0	0	0	2	42
06:30 AM	0	1	3	0	0	4	0	0	0	0	1	1	2	8	0	1	0	11	4	0	7	0	0	11	0	0	0	3	4	7	1	0	0	0	0	1	0	0	0	0	0	1	35
06:45 AM	0	0	2	1	0	3	0	0	0	0	0	0	1	4	0	0	0	5	9	0	2	0	0	12	0	1	0	3	3	7	0	0	0	0	0	0	0	0	0	0	0	0	27
Total	0	1	7	3	1	12	0	2	0	0	1	3	5	35	0	1	0	41	16	0	12	0	1	29	1	4	0	21	16	42	1	1	0	1	0	3	1	1	0	1	0	3	130
07:00 AM	1	0	6	4	0	11	0	0	0	1	1	2	1	6	0	1	1	9	7	0	5	0	1	13	0	1	0	29	10	40	0	1	0	0	0	1	0	1	0	0	0	1	76
07:15 AM	0	0	6	0	0	6	0	0	1	0	0	1	0	3	0	0	0	3	7	0	3	0	2	12	0	3	0	14	11	28	0	3	0	0	0	3	0	3	0	0	0	3	53
07:30 AM	0	0	7	2	0	9	0	0	0	0	0	0	2	12	0	3	0	17	14	0	8	0	3	25	0	1	0	10	22	33	0	0	0	1	0	1	0	0	0	1	0	1	85
07:45 AM	1	1	2	2	0	6	0	3	0	0	1	4	2	19	0	1	0	22	14	1	21	0	2	38	0	2	1	13	28	44	0	1	0	0	0	1	0	1	0	0	0	1	115
Total	2	1	21	8	0	32	0	3	1	1	2	7	5	40	0	5	1	51	42	1	37	0	8	88	0	7	1	66	71	145	0	5	0	1	0	6	0	5	0	1	0	6	329
08:00 AM	0	0	13	5	0	18	0	0	0	1	2	3	5	12	1	3	0	21	10	0	7	0	1	18	1	1	0	16	15	33	0	0	0	0	0	0	0	0	0	0	0	0	93
08:15 AM	1	1	7	2	0	11	0	0	0	1	0	1	4	14	0	0	0	18	8	0	11	0	1	20	0	2	0	15	17	34	0	2	0	0	0	2	0	2	0	0	0	2	86
08:30 AM	0	0	14	2	0	16	0	0	0	0	0	0	1	17	0	0	0	18	9	0	15	0	0	24	0	3	0	17	17	37	0	0	0	0	1	1	0	0	0	0	1	1	96
08:45 AM	0	0	8	3	0	11	0	0	0	0	2	2	1	19	0	2	0	22	8	0	15	0	0	23	0	7	0	12	17	36	0	0	1	0	0	1	0	0	1	0	0	1	95
Total	1	1	42	12	0	56	0	0	0	2	4	6	11	62	1	5	0	79	35	0	48	0	2	85	1	13	0	60	66	140	0	2	1	0	1	4	0	2	1	0	1	4	370
09:00 AM	1	0	4	4	1	10	0	0	1	0	1	2	2	13	0	1	0	16	7	0	8	0	1	16	0	1	0	10	13	24	1	0	0	0	0	1	0	0	0	0	0	1	69
09:15 AM	0	0	10	1	0	11	0	1	0	0	1	2	2	17	0	1	0	20	6	0	15	0	2	23	0	2	0	14	10	26	0	0	0	0	0	0	0	0	0	0	0	0	82
09:30 AM	0	2	11	4	1	18	0	0	0	0	0	0	4	19	0	0	0	23	7	0	9	0	4	20	0	3	0	16	12	31	1	0	0	0	0	1	0	0	0	0	0	1	93
09:45 AM	0	1	7	2	0	10	0	0	1	0	0	1	4	21	0	0	0	25	15	0	14	1	2	32	0	4	0	20	20	44	0	1	0	0	0	1	0	1	0	0	0	1	113
Total	1	3	32	11	2	49	0	1	2	0	2	5	12	70	0	2	0	84	35	0	46	1	9	91	0	10	0	60	55	125	2	1	0	0	0	3	2	1	0	0	0	3	357
10:00 AM	1	0	6	5	0	12	0	0	0	1	0	1	1	7	0	1	0	9	7	0	9	0	3	19	0	8	1	20	25	54	1	0	0	0	0	1	0	0	0	0	0	1	96
10:15 AM	0	2	9	4	1	16	0	1	0	0	0	1	2	20	0	1	0	23	10	0	9	1	3	23	1	1	0	11	16	29	1	0	0	0	0	1	0	0	0	0	0	1	93
10:30 AM	0	2	14	3	0	19	0	1	0	0	4	5	4	20	0	4	0	28	10	0	11	0	0	21	0	7	0	16	20	43	1	1	0	1	0	3	0	1	0	1	0	3	119
10:45 AM	0	0	18	2	1	21	0	1	1	1	2	5	3	11	0	1	0	15	14	0	10	0	1	25	0	5	0	12	19	36	0	0	0	0	0	0	0	0	0	0	0	0	102
Total	1	4	47	14	2	68	0	3	1	2	6	12	10	58	0	7	0	75	41	0	39	1	7	88	1	21	1	59	80	162	3	1	0	1	0	5	3	1	0	1	0	5	410

Neel-Schaffer
P.O. Box 22625
Jackson, MS 39225

Intersection: Main Street/Esters Blvd
Counter: D. Holley
City/State: Biloxi/MS
Notes: Intersection separated by CSX RR

File Name : count
Site Code : 00000000
Start Date : 7/25/2016
Page No : 3 2017

Groups Printed- Autos - Bus/Single Unit - Tractor Trailer

Start Time	Main Street Southbound						Public Works Frontage Rd Southwestbound						Esters Blvd Westbound						Main Street Northbound						Esters Blvd Eastbound						Public Works Frontage Rd Southeastbound						Int. Total
	Hard Left	Left	Thru	Right	Hard Right	App. Total	Hard Left	Bear Left	Bear Right	Right	Hard Right	App. Total	Left	Thru	Bear Right	Right	Hard Right	App. Total	Left	Bear Left	Thru	Bear Right	Right	App. Total	Hard Left	Left	Bear Left	Thru	Right	App. Total	Hard Left	Left	Bear Left	Bear Right	Hard Right	App. Total	
11:00 AM	0	1	15	2	0	18	1	0	1	1	1	4	6	10	0	0	0	16	10	4	9	1	1	25	0	6	0	17	21	44	1	1	1	0	0	3	110
11:15 AM	3	2	13	7	1	26	0	0	1	0	2	3	1	18	0	3	0	22	16	0	8	1	2	27	0	9	0	12	18	39	1	1	0	1	0	3	120
11:30 AM	2	2	11	6	1	22	0	0	0	1	1	2	4	10	0	5	0	19	13	0	9	0	2	24	0	6	0	12	14	32	0	0	0	0	0	0	99
11:45 AM	1	2	13	2	0	18	0	0	0	0	1	1	4	12	0	7	0	23	8	0	9	0	2	19	0	5	0	15	17	37	0	1	0	0	0	1	99
Total	6	7	52	17	2	84	1	0	2	2	5	10	15	50	0	15	0	80	47	4	35	2	7	95	0	26	0	56	70	152	2	3	1	1	0	7	428
12:00 PM	0	4	15	5	0	24	0	0	0	0	0	0	1	13	0	1	0	15	18	1	6	0	2	27	0	5	0	18	22	45	0	2	0	2	1	5	116
12:15 PM	0	4	15	0	0	19	0	0	0	1	0	1	3	11	0	4	0	18	10	0	13	0	4	27	0	3	0	15	16	34	1	0	0	0	0	1	100
12:30 PM	0	0	7	2	0	9	0	0	0	1	1	2	2	8	0	1	0	11	13	1	14	0	2	30	0	3	0	13	9	25	0	2	0	1	0	3	80
12:45 PM	0	2	2	0	0	4	0	0	1	1	0	2	2	9	0	1	0	12	16	0	13	0	3	32	0	0	0	11	13	24	0	2	1	0	1	4	78
Total	0	10	39	7	0	56	0	0	1	3	1	5	8	41	0	7	0	56	57	2	46	0	11	116	0	11	0	57	60	128	1	6	1	3	2	13	374
01:00 PM	1	1	6	0	0	8	0	1	0	1	0	2	2	12	0	1	0	15	31	0	12	0	2	45	0	5	2	10	12	29	0	0	0	0	0	0	99
01:15 PM	0	3	7	1	0	11	0	0	1	0	0	1	1	15	0	3	0	19	15	1	15	0	3	34	0	4	1	14	14	33	0	0	1	0	0	1	99
01:30 PM	2	2	3	4	0	11	0	0	0	0	1	1	1	8	0	1	0	10	10	1	11	0	4	26	0	1	0	10	22	33	0	0	0	0	0	0	81
01:45 PM	1	4	9	5	0	19	0	0	1	2	1	4	1	26	1	3	0	31	12	0	12	0	0	24	0	8	2	15	19	44	1	0	0	1	0	2	124
Total	4	10	25	10	0	49	0	1	2	3	2	8	5	61	1	8	0	75	68	2	50	0	9	129	0	18	5	49	67	139	1	0	1	1	0	3	403
02:00 PM	0	1	6	2	0	9	0	0	1	0	0	1	3	14	0	2	0	19	13	2	14	1	0	30	1	5	0	21	17	44	0	0	0	0	0	0	103
02:15 PM	3	1	9	0	1	14	0	1	0	2	0	3	1	17	0	1	0	19	17	0	11	1	2	31	0	5	0	17	13	35	0	0	0	0	0	0	102
02:30 PM	1	1	6	3	0	11	0	0	0	0	0	0	3	21	0	5	0	29	13	0	18	0	3	34	0	7	0	20	20	47	0	0	0	0	0	0	121
02:45 PM	1	2	8	2	1	14	0	0	0	0	0	0	7	18	0	3	0	28	13	0	10	0	5	28	0	3	3	14	13	33	1	1	0	0	0	2	105
Total	5	5	29	7	2	48	0	1	1	2	0	4	14	70	0	11	0	95	56	2	53	2	10	123	1	20	3	72	63	159	1	1	0	0	0	2	431
03:00 PM	1	2	15	1	1	20	0	0	1	1	0	2	4	16	0	6	0	26	11	1	8	0	2	22	0	2	1	23	14	40	1	0	0	0	0	1	111
03:15 PM	1	3	11	1	0	16	0	0	1	0	2	3	1	8	0	2	0	11	18	0	11	0	1	30	0	5	1	25	24	55	1	0	0	0	0	1	116
03:30 PM	0	9	5	5	1	20	0	1	0	0	0	1	4	21	0	4	0	29	11	1	16	0	1	29	0	7	1	26	14	48	0	0	0	1	0	1	128
03:45 PM	1	1	12	4	1	19	1	0	0	0	1	2	0	16	0	2	0	18	17	0	6	3	4	30	1	1	1	21	20	44	1	2	0	0	0	3	116
Total	3	15	43	11	3	75	1	1	2	1	3	8	9	61	0	14	0	84	57	2	41	3	8	111	1	15	4	95	72	187	3	2	0	1	0	6	471
04:00 PM	1	7	11	3	0	22	0	1	3	1	2	7	5	27	1	4	0	37	10	0	4	0	4	18	0	6	0	15	21	42	0	1	0	0	0	1	127
04:15 PM	0	5	6	4	1	16	0	0	0	1	1	2	7	25	0	3	0	35	18	0	10	1	5	34	0	7	6	19	19	51	0	1	0	1	0	2	140
04:30 PM	0	2	20	9	0	31	0	0	0	0	1	1	2	19	0	6	1	28	11	0	6	0	4	21	0	4	0	18	16	38	1	0	0	0	1	2	121

Neel-Schaffer
P.O. Box 22625
Jackson, MS 39225

Intersection: Main Street/Esters Blvd
Counter: D. Holley
City/State: Biloxi/MS
Notes: Intersection separated by CSX RR

File Name : count
Site Code : 00000000
Start Date : 7/25/2016
Page No : 4 2017

Groups Printed- Autos - Bus/Single Unit - Tractor Trailer

Start Time	Main Street Southbound						Public Works Frontage Rd Southwestbound						Esters Blvd Westbound						Main Street Northbound						Esters Blvd Eastbound						Public Works Frontage Rd Southeastbound						Int. Total
	Hard Left	Left	Thru	Right	Hard Right	App. Total	Hard Left	Bear Left	Bear Right	Right	Hard Right	App. Total	Left	Thru	Bear Right	Right	Hard Right	App. Total	Left	Bear Left	Thru	Bear Right	Right	App. Total	Hard Left	Left	Bear Left	Thru	Right	App. Total	Hard Left	Left	Bear Left	Bear Right	Hard Right	App. Total	
04:45 PM	0	4	9	2	0	15	0	2	0	0	3	5	5	26	0	2	0	33	16	0	2	0	3	21	0	8	2	18	8	36	0	1	0	0	0	1	111
Total	1	18	46	18	1	84	0	3	3	2	7	15	19	97	1	15	1	133	55	0	22	1	16	94	0	25	8	70	64	167	1	3	0	1	1	6	499
05:00 PM	2	1	11	2	0	16	0	0	0	0	1	1	1	23	0	1	0	25	18	0	10	0	2	30	0	6	3	25	8	42	0	0	0	0	0	0	114
05:15 PM	1	4	12	2	0	19	0	0	2	0	2	4	1	23	0	5	0	29	12	0	8	1	1	22	0	3	2	20	13	38	2	0	0	0	0	2	114
05:30 PM	2	2	10	2	1	17	0	0	1	3	3	7	1	10	0	3	0	14	9	1	8	4	4	26	0	3	3	21	10	37	0	1	0	1	0	2	103
05:45 PM	1	4	8	5	0	18	0	0	0	0	2	2	6	20	0	5	0	31	9	0	13	0	4	26	0	5	0	17	15	37	0	0	0	0	0	0	114
Total	6	11	41	11	1	70	0	0	3	3	8	14	9	76	0	14	0	99	48	1	39	5	11	104	0	17	8	83	46	154	2	1	0	1	0	4	445
06:00 PM	1	4	10	4	0	19	0	2	0	2	1	5	4	23	0	1	1	29	5	0	8	0	4	17	0	2	2	17	8	29	0	0	0	0	0	0	99
06:15 PM	0	2	2	0	0	4	0	0	0	0	1	1	2	19	0	2	0	23	8	1	6	0	2	17	0	2	4	14	7	27	1	0	0	0	0	1	73
06:30 PM	1	2	12	2	0	17	0	0	1	0	1	2	5	24	0	1	1	31	6	0	14	4	2	26	0	11	2	9	9	31	0	1	0	0	0	1	108
06:45 PM	2	3	5	2	0	12	0	1	0	0	2	3	2	14	0	1	0	17	8	1	8	2	1	20	0	4	8	21	7	40	1	2	1	1	0	5	97
Total	4	11	29	8	0	52	0	3	1	2	5	11	13	80	0	5	2	100	27	2	36	6	9	80	0	19	16	61	31	127	2	3	1	1	0	7	377
07:00 PM	4	1	6	1	0	12	0	0	0	0	3	3	1	11	0	4	0	16	2	0	4	1	0	7	0	5	14	10	9	38	0	1	0	0	0	1	77
07:15 PM	1	3	4	4	0	12	0	0	2	0	0	2	2	13	0	5	0	20	5	0	13	0	3	21	0	2	3	14	3	22	0	0	0	0	0	0	77
07:30 PM	0	7	6	2	1	16	1	0	0	0	0	1	0	12	0	4	0	16	6	1	7	0	0	14	0	0	0	14	4	18	1	0	0	0	1	2	67
07:45 PM	0	1	2	1	0	4	0	0	1	0	2	3	4	7	0	2	0	13	8	0	3	0	3	14	0	0	0	11	2	13	0	0	0	1	0	1	48
Total	5	12	18	8	1	44	1	0	3	0	5	9	7	43	0	15	0	65	21	1	27	1	6	56	0	7	17	49	18	91	1	1	0	1	1	4	269
08:00 PM	0	2	5	4	0	11	0	0	0	0	0	0	2	10	0	0	0	12	8	1	6	1	3	19	0	1	0	8	2	11	0	0	0	0	0	0	53
08:15 PM	2	2	3	2	0	9	0	1	1	0	0	2	2	12	0	4	0	18	4	0	7	0	1	12	0	2	0	7	4	13	0	0	0	0	0	0	54
08:30 PM	0	2	8	0	0	10	0	0	1	0	2	3	1	14	0	2	0	17	2	0	12	0	0	14	0	0	1	9	5	15	0	0	0	0	0	0	59
08:45 PM	1	1	5	2	0	9	0	5	5	1	7	18	0	15	0	3	0	18	3	0	6	0	3	12	0	3	2	9	3	17	0	0	0	0	0	0	74
Total	3	7	21	8	0	39	0	6	7	1	9	23	5	51	0	9	0	65	17	1	31	1	7	57	0	6	3	33	14	56	0	0	0	0	0	0	240
09:00 PM	2	2	1	1	0	6	2	3	12	0	9	26	1	12	0	2	0	15	3	0	10	0	0	13	0	1	2	6	3	12	0	0	0	0	0	0	72
09:15 PM	0	3	3	0	0	6	0	0	0	0	1	1	1	4	0	3	0	8	2	0	5	0	1	8	0	2	0	10	3	15	0	0	0	0	0	0	38
09:30 PM	2	1	4	2	0	9	0	0	3	0	1	4	1	9	0	4	0	14	5	0	2	1	2	10	0	1	0	2	2	5	0	1	0	0	0	1	43
09:45 PM	1	1	2	0	0	4	0	0	1	1	0	2	1	8	0	0	0	9	5	0	6	0	0	11	0	3	0	8	1	12	0	0	0	0	0	0	38
Total	5	7	10	3	0	25	2	3	16	1	11	33	4	33	0	9	0	46	15	0	23	1	3	42	0	7	2	26	9	44	0	1	0	0	0	1	191

Neel-Schaffer
P.O. Box 22625
Jackson, MS 39225

Intersection: Main Street/Esters Blvd
Counter: D. Holley
City/State: Biloxi/MS
Notes: Intersection separated by CSX RR

File Name : count
Site Code : 00000000
Start Date : 7/25/2016
Page No : 5 2017

Groups Printed- Autos - Bus/Single Unit - Tractor Trailer

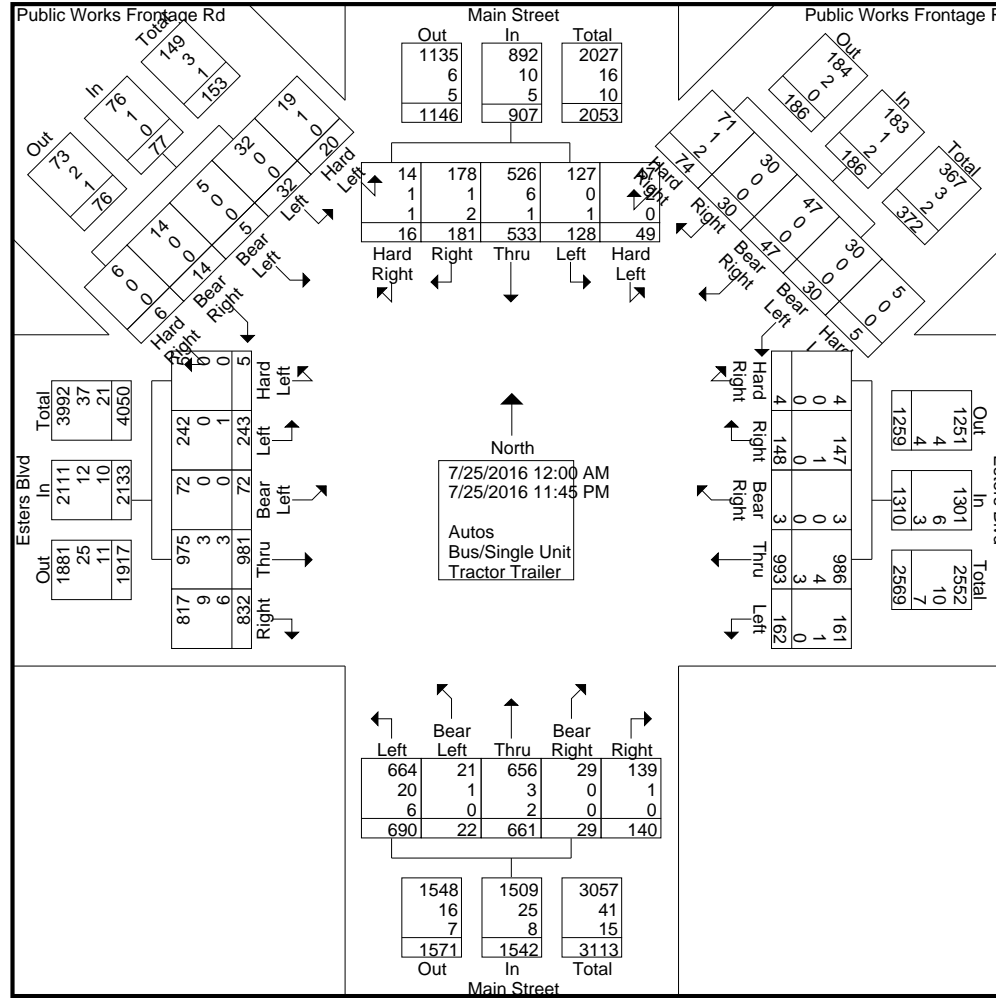
Start Time	Main Street Southbound						Public Works Frontage Rd Southwestbound						Esters Blvd Westbound						Main Street Northbound						Esters Blvd Eastbound						Public Works Frontage Rd Southeastbound						Int. Total						
	Hard Left	Left	Thru	Right	Hard Right	App. Total	Hard Left	Bear Left	Bear Right	Right	Hard Right	App. Total	Left	Thru	Bear Right	Right	Hard Right	App. Total	Left	Bear Left	Thru	Bear Right	Right	App. Total	Hard Left	Left	Bear Left	Thru	Right	App. Total	Hard Left	Left	Bear Left	Bear Right	Hard Right	App. Total							
10:00 PM	0	1	3	3	0	7	0	1	0	2	0	3	0	8	0	3	0	11	4	0	2	0	2	8	0	0	0	7	3	10	0	0	0	0	0	0	0	0	0	0	0	0	39
10:15 PM	0	1	3	3	0	7	0	0	0	0	0	0	1	3	0	0	0	4	4	1	4	1	1	11	0	1	0	8	4	13	0	0	0	0	0	0	0	0	0	0	0	0	35
10:30 PM	0	0	4	1	0	5	0	0	0	0	0	0	1	4	0	0	0	5	5	0	3	1	0	9	0	1	0	4	1	6	0	0	0	0	0	0	0	0	0	0	0	0	25
10:45 PM	1	0	2	1	0	4	0	0	0	1	1	2	0	3	0	0	0	3	2	0	5	0	1	8	0	2	0	7	1	10	0	1	0	0	0	0	0	1	0	0	0	1	28
Total	1	2	12	8	0	23	0	1	0	3	1	5	2	18	0	3	0	23	15	1	14	2	4	36	0	4	0	26	9	39	0	1	0	0	0	0	1	127					
11:00 PM	0	1	0	3	1	5	0	0	0	1	0	1	0	5	0	1	0	6	5	0	5	0	1	11	0	0	1	5	0	6	0	0	0	0	0	0	0	0	0	0	0	0	29
11:15 PM	0	0	2	1	0	3	0	0	0	0	0	0	1	3	0	0	0	4	0	0	5	0	1	6	0	2	0	2	0	4	0	0	0	0	0	0	0	0	0	0	0	0	17
11:30 PM	0	0	0	2	0	2	0	0	0	0	0	0	0	1	0	0	0	1	1	0	2	0	1	4	0	0	0	3	3	6	0	0	0	0	0	0	0	0	0	0	0	0	13
11:45 PM	1	0	0	0	0	1	0	0	0	0	0	0	0	2	0	0	0	2	4	0	5	0	3	12	0	4	1	3	0	8	0	0	0	0	0	0	0	0	0	0	0	0	23
Total	1	1	2	6	1	11	0	0	0	1	0	1	1	11	0	1	0	13	10	0	17	0	6	33	0	6	2	13	3	24	0	0	0	0	0	0	0	82					
Grand Total	49	128	533	181	16	907	5	30	47	30	74	186	162	993	3	148	4	1310	690	22	661	29	140	1542	5	243	72	981	832	2133	20	32	5	14	6	77	6155						
Apprch %	5.4	14.1	58.8	20	1.8		2.7	16.1	25.3	16.1	39.8		12.4	75.8	0.2	11.3	0.3		44.7	1.4	42.9	1.9	9.1		0.2	11.4	3.4	46	39		26	41.6	6.5	18.2	7.8								
Total %	0.8	2.1	8.7	2.9	0.3	14.7	0.1	0.5	0.8	0.5	1.2	3	2.6	16.1	0	2.4	0.1	21.3	11.2	0.4	10.7	0.5	2.3	25.1	0.1	3.9	1.2	15.9	13.5	34.7	0.3	0.5	0.1	0.2	0.1	1.3							
Autos	47	127	526	178	14	892	5	30	47	30	71	183	161	986	3	147	4	1301	664	21	656	29	139	1509	5	242	72	975	817	2111	19	32	5	14	6	76	6072						
% Autos	95.9	99.2	98.7	98.3	87.5	98.3	100	100	100	100	95.9	98.4	99.4	99.3	100	99.3	100	99.3	96.2	95.5	99.2	100	99.3	97.9	100	99.6	100	99.4	98.2	99	95	100	100	100	100	98.7	98.7						
Bus/Single Unit	2	0	6	1	1	10	0	0	0	0	1	1	1	4	0	1	0	6	20	1	3	0	1	25	0	0	0	3	9	12	1	0	0	0	0	0	1	55					
% Bus/Single Unit	4.1	0	1.1	0.6	6.2	1.1	0	0	0	0	1.4	0.5	0.6	0.4	0	0.7	0	0.5	2.9	4.5	0.5	0	0.7	1.6	0	0	0	0.3	1.1	0.6	5	0	0	0	0	1.3	0.9						
Tractor Trailer	0	1	1	2	1	5	0	0	0	0	2	2	0	3	0	0	0	3	6	0	2	0	0	8	0	1	0	3	6	10	0	0	0	0	0	0	0	28					
% Tractor Trailer	0	0.8	0.2	1.1	6.2	0.6	0	0	0	0	2.7	1.1	0	0.3	0	0	0	0.2	0.9	0	0.3	0	0	0.5	0	0.4	0	0.3	0.7	0.5	0	0	0	0	0	0	0.5						

Neel-Schaffer

P.O. Box 22625
Jackson, MS 39225

Intersection: Main Street/Esters Blvd
 Counter: D. Holley
 City/State: Biloxi/MS
 Notes: Intersection separated by CSX RR

File Name : count
 Site Code : 00000000
 Start Date : 7/25/2016
 Page No : 6 2017



Neel-Schaffer
P.O. Box 22625
Jackson, MS 39225

Intersection: Main Street/Esters Blvd
Counter: D. Holley
City/State: Biloxi/MS
Notes: Intersection separated by CSX RR

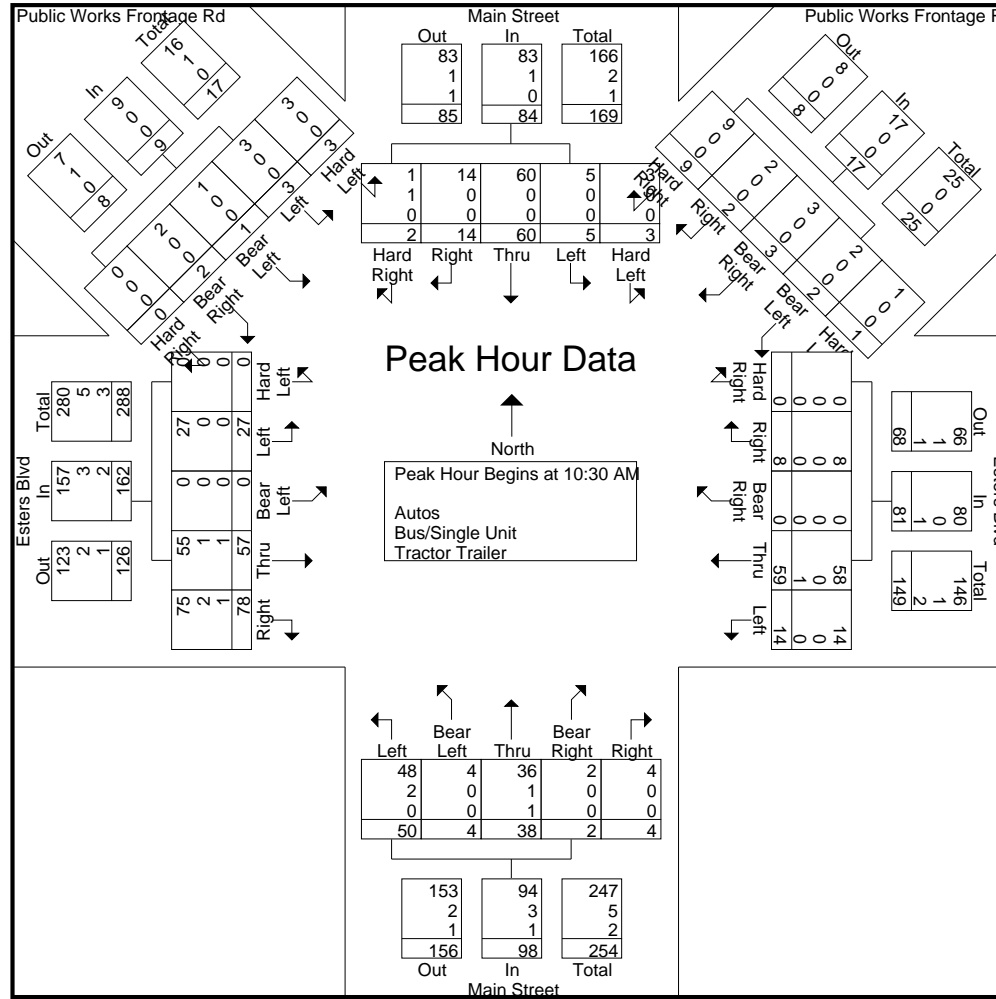
File Name : count
Site Code : 00000000
Start Date : 7/25/2016
Page No : 7 2017

Start Time	Main Street Southbound						Public Works Frontage Rd Southwestbound						Esters Blvd Westbound						Main Street Northbound						Esters Blvd Eastbound						Public Works Frontage Rd Southeastbound						Int. Total
	Hard Left	Left	Thru	Right	Hard Right	App. Total	Hard Left	Bear Left	Bear Right	Right	Hard Right	App. Total	Left	Thru	Bear Right	Right	Hard Right	App. Total	Left	Bear Left	Thru	Bear Right	Right	App. Total	Hard Left	Left	Bear Left	Thru	Right	App. Total	Hard Left	Left	Bear Left	Bear Right	Hard Right	App. Total	
Peak Hour Analysis From 12:00 AM to 12:00 PM - Peak 1 of 1																																					
Peak Hour for Entire Intersection Begins at 10:30 AM																																					
10:30 AM	0	2	14	3	0	19	0	1	0	0	4	5	4	20	0	4	0	28	10	0	11	0	0	21	0	7	0	16	20	43	1	1	0	1	0	3	119
10:45 AM	0	0	18	2	1	21	0	1	1	1	2	5	3	11	0	1	0	15	14	0	10	0	1	25	0	5	0	12	19	36	0	0	0	0	0	0	102
11:00 AM	0	1	15	2	0	18	1	0	1	1	1	4	6	10	0	0	0	16	10	4	9	1	1	25	0	6	0	17	21	44	1	1	1	0	0	3	110
11:15 AM	3	2	13	7	1	26	0	0	1	0	2	3	1	18	0	3	0	22	16	0	8	1	2	27	0	9	0	12	18	39	1	1	0	1	0	3	120
Total Volume	3	5	60	14	2	84	1	2	3	2	9	17	14	59	0	8	0	81	50	4	38	2	4	98	0	27	0	57	78	162	3	3	1	2	0	9	451
% App. Total	3.6	6	71.4	16.7	2.4		5.9	11.8	17.6	11.8	52.9		17.3	72.8	0	9.9	0		51	4.1	38.8	2	4.1		0	16.7	0	35.2	48.1		33.3	33.3	11.1	22.2	0		
PHF	.250	.625	.833	.500	.500	.808	.250	.500	.750	.500	.563	.850	.583	.738	.000	.500	.000	.723	.781	.250	.864	.500	.500	.907	.000	.750	.000	.838	.929	.920	.750	.750	.250	.500	.000	.750	.940
Autos	3	5	60	14	1	83	1	2	3	2	9	17	14	58	0	8	0	80	48	4	36	2	4	94	0	27	0	55	75	157	3	3	1	2	0	9	440
% Autos	100	100	100	100	50.0	98.8	100	100	100	100	100	100	100	98.3	0	100	0	98.8	96.0	100	94.7	100	100	95.9	0	100	0	96.5	96.2	96.9	100	100	100	100	0	100	97.6
Bus/Single Unit	0	0	0	0	1	1	0	0	0	0	0	0	0	0	0	0	0	0	2	0	1	0	0	3	0	0	0	1	2	3	0	0	0	0	0	0	7
% Bus/Single Unit	0	0	0	0	50.0	1.2	0	0	0	0	0	0	0	0	0	0	0	0	4.0	0	2.6	0	0	3.1	0	0	0	1.8	2.6	1.9	0	0	0	0	0	0	1.6
Tractor Trailer	0	0	0	0	0	0	0	0	0	0	0	0	0	1	0	0	0	1	0	0	1	0	0	1	0	0	0	1	1	2	0	0	0	0	0	0	4
% Tractor Trailer	0	0	0	0	0	0	0	0	0	0	0	0	0	1.7	0	0	0	1.2	0	0	2.6	0	0	1.0	0	0	0	1.8	1.3	1.2	0	0	0	0	0	0	0.9

Neel-Schaffer
P.O. Box 22625
Jackson, MS 39225

Intersection: Main Street/Esters Blvd
Counter: D. Holley
City/State: Biloxi/MS
Notes: Intersection separated by CSX RR

File Name : count
Site Code : 00000000
Start Date : 7/25/2016
Page No : 8 2017



Neel-Schaffer
P.O. Box 22625
Jackson, MS 39225

Intersection: Main Street/Esters Blvd
Counter: D. Holley
City/State: Biloxi/MS
Notes: Intersection separated by CSX RR

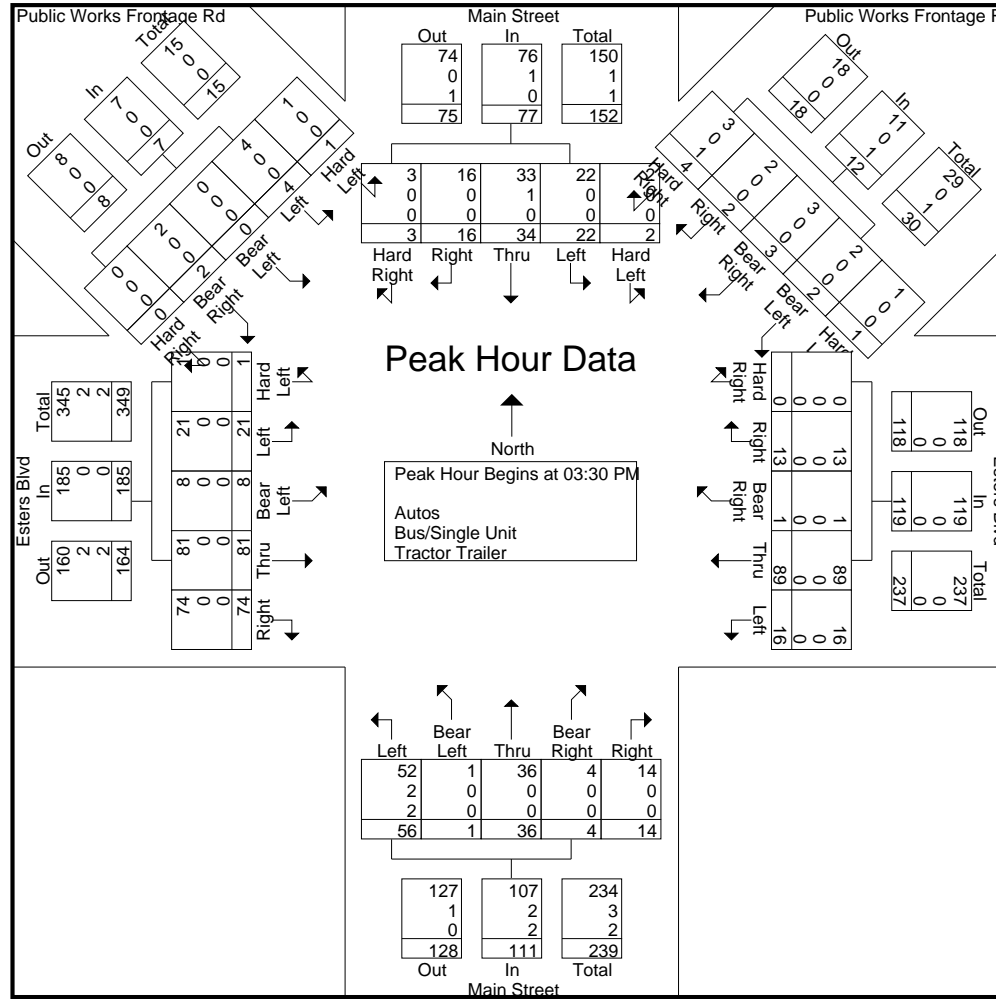
File Name : count
Site Code : 00000000
Start Date : 7/25/2016
Page No : 9 2017

Start Time	Main Street Southbound						Public Works Frontage Rd Southwestbound						Esters Blvd Westbound						Main Street Northbound						Esters Blvd Eastbound						Public Works Frontage Rd Southeastbound						Int. Total
	Hard Left	Left	Thru	Right	Hard Right	App. Total	Hard Left	Bear Left	Bear Right	Right	Hard Right	App. Total	Left	Thru	Bear Right	Right	Hard Right	App. Total	Left	Bear Left	Thru	Bear Right	Right	App. Total	Hard Left	Left	Bear Left	Thru	Right	App. Total	Hard Left	Left	Bear Left	Right	Hard Right	App. Total	
Peak Hour Analysis From 12:15 PM to 11:45 PM - Peak 1 of 1																																					
Peak Hour for Entire Intersection Begins at 03:30 PM																																					
03:30 PM	0	9	5	5	1	20	0	1	0	0	0	1	4	21	0	4	0	29	11	1	16	0	1	29	0	7	1	26	14	48	0	0	0	1	0	1	128
03:45 PM	1	1	12	4	1	19	1	0	0	0	1	2	0	16	0	2	0	18	17	0	6	3	4	30	1	1	1	21	20	44	1	2	0	0	0	3	116
04:00 PM	1	7	11	3	0	22	0	1	3	1	2	7	5	27	1	4	0	37	10	0	4	0	4	18	0	6	0	15	21	42	0	1	0	0	0	1	127
04:15 PM	0	5	6	4	1	16	0	0	0	1	1	2	7	25	0	3	0	35	18	0	10	1	5	34	0	7	6	19	19	51	0	1	0	1	0	2	140
Total Volume	2	22	34	16	3	77	1	2	3	2	4	12	16	89	1	13	0	119	56	1	36	4	14	111	1	21	8	81	74	185	1	4	0	2	0	7	511
% App. Total	2.6	28.6	44.2	20.8	3.9		8.3	16.7	25	16.7	33.3		13.4	74.8	0.8	10.9	0		50.5	0.9	32.4	3.6	12.6		0.5	11.4	4.3	43.8	40		14.3	57.1	0	28.6	0		
PHF	.500	.611	.708	.800	.750	.875	.250	.500	.250	.500	.500	.429	.571	.824	.250	.813	.000	.804	.778	.250	.563	.333	.700	.816	.250	.750	.333	.779	.881	.907	.250	.500	.000	.500	.000	.583	.913
Autos	2	22	33	16	3	76	1	2	3	2	3	11	16	89	1	13	0	119	52	1	36	4	14	107	1	21	8	81	74	185	1	4	0	2	0	7	505
% Autos	100	100	97.1	100	100	98.7	100	100	100	100	75.0	91.7	100	100	100	100	0	100	92.9	100	100	100	100	96.4	100	100	100	100	100	100	100	100	0	100	0	100	98.8
Bus/Single Unit	0	0	1	0	0	1	0	0	0	0	0	0	0	0	0	0	0	0	2	0	0	0	0	2	0	0	0	0	0	0	0	0	0	0	0	0	3
% Bus/Single Unit	0	0	2.9	0	0	1.3	0	0	0	0	0	0	0	0	0	0	0	0	3.6	0	0	0	0	1.8	0	0	0	0	0	0	0	0	0	0	0	0	0.6
Tractor Trailer	0	0	0	0	0	0	0	0	0	0	1	1	0	0	0	0	0	0	2	0	0	0	0	2	0	0	0	0	0	0	0	0	0	0	0	0	3
% Tractor Trailer	0	0	0	0	0	0	0	0	0	0	25.0	8.3	0	0	0	0	0	0	3.6	0	0	0	0	1.8	0	0	0	0	0	0	0	0	0	0	0	0	0.6

Neel-Schaffer
P.O. Box 22625
Jackson, MS 39225

Intersection: Main Street/Esters Blvd
Counter: D. Holley
City/State: Biloxi/MS
Notes: Intersection separated by CSX RR

File Name : count
Site Code : 00000000
Start Date : 7/25/2016
Page No : 10 2017



From: [Christy LeBatard](#)
To: [Prouty Steven](#)
Subject: RE: Main Street Traffic Count
Date: Tuesday, January 30, 2018 8:07:57 AM

Yes, I apologize for that typo. It was in fact July 25, 2017.

Christy LeBatard, P.E.

Director of Engineering

City of Biloxi

Department of Engineering

214 A Delauney Street

Biloxi, MS 39530

(228) 435-6269

[REDACTED] cell

(228) 435-4149 fax

From: Prouty Steven [mailto:[REDACTED]]
Sent: Monday, January 29, 2018 5:21 PM
To: Christy LeBatard
Subject: FW: Main Street Traffic Count
Importance: High

Hi Christy –

Just another quick clarification on the Main Street crossing traffic count data from this last summer (attached). I just noticed when I was looking through it again to answer a question for another investigator, that the date listed for the study was July 25, 2016 (the summer before the crash). Can you verify that this is a typo, and that the count was actually conducted on July 25, 2017 (after the crash).

Thanks,
Steve

From: Christy LeBatard [mailto:[REDACTED]]
Sent: Monday, August 21, 2017 8:40 AM
To: Prouty Steven <[REDACTED]>
Subject: Main Street Traffic Count

Steven,

Attached is the traffic count sorted by vehicle type for Main Street. Let me know if you need any additional information. Thanks!

Christy LeBatard, P.E.

Director of Engineering

City of Biloxi

Department of Engineering

214 A Delauney Street

Biloxi, MS 39530

(228) 435-6269

██████████ cell

(228) 435-4149 fax