

## F/V Destination 2016 - 2017 Timeline

### Cod Season (2016)

1/5/16 - 1/15/16

Crew

JEFF HATHAWAY	RAY VINCLER
PAT GAFFNEY	GLENN JONES
KAI HAMIK	DARRIK SEIBOLD
Contracts Signed on 12/30/2015	

Fuel

\$

### Opilio Season (2016)

1/16/16 - 3/4/16

Crew

JEFF HATHAWAY	RAY VINCLER
PAT GAFFNEY	GLENN JONES
KAI HAMIK	DARRIK SEIBOLD
Contracts Signed on 1/14/2016	

\$ 55,360.59

### WBT Season

3/5/16 - 4/3/16

Crew

JEFF HATHAWAY	RAY VINCLER
PAT GAFFNEY	GLENN JONES
KAI HAMIK	DARRIK SEIBOLD
Contracts Signed on 1/14/2016	

\$ 39,217.90

### Repair & Maintenance

April - June 2016

### Tendering Season

6/20/16 - 8/18/16

Crew

ASHLENN COLEMAN	LARRY O'GRADY
GLENN JONES	FRAZER NARTE
LANDIS MCGLASHAN	
Contracts Signed on 6/10/2016	

Fuel - Paid by Peter Pan Seafoods

### BBR Season

10/21/16 - 10/29/16

Crew

JEFF HATHAWAY	RAY VINCLER
JON BRUNEAU	GLENN JONES
KAI HAMIK	DARRIK SEIBOLD
Contracts Signed on 10/10/2016	

\$ 15,239.75

### Vessel moored in Sand Point, AK

October 29, 2016 - January 8, 2017

### Cod Season (2017)

1/8/17 - 2/3/17

Crew

JEFF HATHAWAY	RAY VINCLER
LARRY OGRADY	GLENN JONES
KAI HAMIK	DARRIK SEIBOLD
Contracts Signed on 12/30/2016	

Fuel

\$

### Opilio Season (2017)

2/4/17 - 2/11/17

Crew

JEFF HATHAWAY	RAY VINCLER
LARRY OGRADY	GLENN JONES
KAI HAMIK	DARRIK SEIBOLD
Contracts Signed on 2/6/2017	

\$ 40,826.22

## Amount of North A quota to be delivered to St. Paul Island in 2017

**From:** Svetlana Spivak <[REDACTED]>  
**Sent:** Friday, May 4, 2018 2:06 PM  
**To:** Karr Michael <michael.karr@ntsb.gov>  
**Subject:** RE: NTSB - Destination question

**From:** Karr Michael [<mailto:michael.karr@ntsb.gov>]  
**Sent:** Friday, May 04, 2018 9:55 AM  
**To:** Svetlana Spivak  
**Subject:** RE: NTSB - Destination question

1. Was the 190,844 for North and South? Or for the North, and the Aleutian Lady had only a small portion of the 220K pounds to deliver?

North A only. To be delivered to St. Paul. Aleutian Lady is not our boat – please check with them.

2. The North A Alaska Voting District quota was met by the Aleutian Lady by delivering 220,000 pounds. I am looking for the portion the Destination was expected to deliver, assuming the plant did not close.

I am confused by this question. The total delivery for North A was to be 449,565 lbs. Of that 190,844 was Destination and 258,722 was Shelford. Again, these are assigned numbers, but companies trade those all the time – so, if one has more time/less quota or other way around, it is traded. Thus, timing of when the St. Paul facility was to close would not be an issue...

3. Here's the paragraph that will contain the information.

The Destination was one of six vessels hired by a cooperative known as the Alaska Fisherman's Voting District assigned to harvest a total of 914,118 pounds of crab for the entire 2016–17 season (from October 15, 2016, to May 31, 2017). Nearly a quarter of that total (220,000 pounds) was scheduled to be delivered to Trident Seafoods on St. Paul Island for processing. The facility was scheduled to close in late February, by which time the Destination's share of **XX,XXX pounds** had to be delivered.

Shelford North was 258,722; Shelford South was 231,694.  
Destination North was 190,844, Destination South was 186,606

I think I answered this question in No.2.

4. Favor – Can you provide me with a short summary to include in the report that explains what the Alaska Fisherman's Voting District is? It's a "cooperative" called a voting district that is hard to explain this because of the name that includes "voting district ". I will place in the body of the report or as a footnote.

David does not know what a "voting district" is. I will try to contact Mike Shelford for explanation.

Again, please realize the numbers above are flexible and are traded as needed.

Michael

**From:** Svetlana Spivak <[REDACTED]>  
**Sent:** Friday, May 4, 2018 12:31 PM  
**To:** Karr Michael <[michael.karr@ntsb.gov](mailto:michael.karr@ntsb.gov)>  
**Subject:** RE: NTSB - Destination question

Michael

I just received an answer from David – he is traveling and did not get the inquiry until last night. It is not an easy question to answer. It would all depend on how much they were able to catch, and then if St. Paul was to close, they could have traded quota with other boats – it is done all the time. Their official quota that year was 190,844 lbs. But again – this is just a theoretical number.

**From:** Karr Michael [<mailto:michael.karr@ntsb.gov>]  
**Sent:** Wednesday, May 02, 2018 10:19 AM  
**To:** Svetlana Spivak  
**Subject:** NTSB - Destination question

Svetlana:

Please email an answer or a document that answers this question? How many pounds of crab was the Destination supposed to deliver to Trident on St. Paul Island before the plant closed in February 2017?

Mike

*Michael B. Karr  
Senior Marine Accident Investigator  
National Transportation Safety Board  
202-302-3486 (Office and Cell)*

## Description of the Alaska Fisherman's Voting District

**From:** Svetlana Spivak [REDACTED] >  
**Sent:** Monday, May 7, 2018 2:04 PM  
**To:** Karr Michael <michael.karr@ntsb.gov>  
**Subject:** Fwd: NTSB - DESTINATION

Well, it is more than a paragraph...

Sent from my iPhone

Begin forwarded message:

**From:** Jake Jacobsen [REDACTED] >  
**Date:** May 4, 2018 at 4:21:38 PM PDT  
**To:** Svetlana Spivak <[REDACTED]>  
**Subject:** Re: NTSB - DESTINATION

Svetlana,

My edit is as follows:

In 2005, Inter-Cooperative Exchange (ICE) was created as an inter-cooperative with 12 member harvesting cooperatives. ICE was a marketing and price negotiation cooperative organized under the Fishermen's Collective Marketing Act on behalf of its 12 member harvesting cooperatives. In 2009, ICE was re-organized as a super-cooperative and the 12 member cooperatives united as a single cooperative within it. In addition to marketing and price negotiations, ICE was now also a harvesting cooperative. As a part of this reorganization, each of the 12 cooperative received one seat on the board of directors of ICE (that is – one vote, thus the name “voting district.”) Thus, the cooperatives were renamed into “voting districts.” The IFQ is issued ICE, and then ICE distributes the IFQ to its “voting districts.” Each voting district consists of number of member entities. For example, the Alaska Fishermen's Voting District consists of Shelford members (ALEUTIAN LADY, AMERICAN LADY, CONSTELLATION) and Wilson members (DESTINATION, DETERMINED, KETA). Each voting district manages their own delivery schedule and other logistics. The members within the voting districts can trade quota among themselves, with other ICE voting districts and with other entities outside of the ICE. Since 2009 some of the “voting districts” consolidated and now there are ten of them.

all the best,

Jake

On Fri, May 4, 2018 at 4:12 PM, Svetlana Spivak <[REDACTED]> wrote:

Jake, thank you for talking to me. Here is Mike Karr's question:

Can you provide me with a short summary to include in the report that explains what the Alaska Fisherman's Voting District is? It's a “cooperative” called a voting district that is hard to explain this because of the name that includes “voting district “. I will place in the body of the report or as a footnote.

Based on our conversation, here is what I am planning to send back to him:

In 2005, the ICE was created as inter-cooperative with 12 member cooperatives. The 12 members of ICE had 70% of the IFQ for each of the rationalized crab fishery. The ICE's goal and purpose was not harvesting, but marketing and price negotiation on behalf of its 12 member cooperatives. In 2009, the ICE was re-organized as a super-cooperative and the 12 member cooperatives united as a single cooperative within it. That is, in addition to marketing and price negotiations the ICE was now also involved in harvesting. As a part of this reorganization, each of the 12 cooperative received one seat on the board of directors of ICE (that is – one vote, thus the name “voting district.”) Thus, the cooperatives were renamed into “voting districts.” The IFQ is assigned to the ICE, and then the board of directors distributes the IFQ to individual “voting districts.” Each voting district consists of number of members and vessels. For example, the Alaska Fishermen's Voting District consists of Shelford members (ALEUTIAN LADY, AMERICAN LADY, CONSTELLATION) and Wilson members (DESTINATION, DETERMINED, KETA). Each voting district manages their own delivery schedule and other logistics. The members within the voting districts can trade quota among themselves, with other ICE voting districts and with other entities outside of the ICE. Since 2009 some of the “voting districts” consolidated and now there are ten of them.

**Please let me know if the above description is correct or needs to be changed. Thank you again for your help**

**Svetlana**

**Svetlana P. Spivak**

# Inter-Cooperative Exchange

A super-cooperative organized under the  
Fisherman's Collective Marketing Act of 1934



02/22/2012 12:13

Exhibit 040  
Page 1 of 20

# BSAI Crab Fishery Rationalization

Implemented in 2005, the BSAI crab rationalization program created rights for Harvesters, Processors and Communities

# BSAI Crab Fishery Rationalization

Fishing Seasons subject to Rationalization:

BBR

BSS

EBT

WBT

EAG

WAG

PIK

SMB

WAI



# BSAI Crab Fishery Rationalization

## Harvesters

Quota Shares (QS) issued based on catch history during an historical period and Individual Fishing Quota (IFQ) issued based on Total Allowable Catch and QS.

# BSAI Crab Fishery Rationalization

## Processors

Processing Quota Shares (PQS) issued based on processing history during an historical period and Individual Processing Quota (IPQ) issued based on Total Allowable Catch and PQS.

# BSAI Crab Fishery Rationalization

## Communities

Regionalization based on catch history during  
an historical period

Other community protections

# The Evolution of ICE

2005 – Rationalization implemented.

ICE was formed as inter-cooperative with 12 member cooperatives.

# The Evolution of ICE

2005 – Rationalization implemented.

ICE was formed as inter-cooperative with 12 member cooperatives.

2009 – ICE re-organizes as a super-cooperative

12 cooperatives unite as a single cooperative with 12 “Voting Districts”. Voting Districts are granted managerial authority over the IFQ brought into ICE by the VD’s members.

# The Evolution of ICE

2005 – Rationalization implemented.

ICE was formed as inter-cooperative with 12 member cooperatives.

2009 – ICE re-organizes as a super-cooperative

12 cooperatives unite as a single cooperative

# The Evolution of ICE

## Today

ICE currently has 183 member entities residing in ten voting districts and harvests around 70% of the IFQ for each of the rationalized crab fisheries.

There are a total of 481 QS holders  
and 29 PQS holders

# F/V DESTINATION





# Alaska Fishermen's Voting District Vessels

Aleutian Lady



American Lady



Constellation



Destination



Determined



Keta



# F/V DESTINATION BBR Harvest

## IFQ Totals

IFQ Permit	Sold	Deadloss	Misc.	Total Delivered
BBR N CVO A 126720	41,729	8	0	41,737
BBR N CVO B 126722	2,013	0	0	2,013
BBR S CVO A 125499	105,498	92	0	105,590
BBR S CVO B 125500	16,031	0	0	16,031
BBR U CVC U 125501	5,120	0	0	5,120

## Fish Tickets

Ticket	Ifq Permit	Processor	Port	Sold Weight	Deadloss	Misc.	Landed
E16 857980	BBR S CVO B 125500	TRIDENT SEAFOODS CORPORATION	ST PAUL	16,031	0	0	10/21/16
E16 857980	BBR U CVC U 125501	TRIDENT SEAFOODS CORPORATION	ST PAUL	2,215	0	0	10/21/16
E16 857980	BBR N CVO A 126720	TRIDENT SEAFOODS CORPORATION	ST PAUL	41,729	8	0	10/21/16
E16 857980	BBR N CVO B 126722	TRIDENT SEAFOODS CORPORATION	ST PAUL	2,013	0	0	10/21/16
E16 858586	BBR S CVO A 125499	TRIDENT SEAFOODS CORPORATION	AKUTAN	69,755	47	0	10/27/16
E16 858586	BBR S CVO A 125499	TRIDENT SEAFOODS CORPORATION	AKUTAN	7,497	0	0	10/27/16
E16 858586	BBR U CVC U 125501	TRIDENT SEAFOODS CORPORATION	AKUTAN	2,669	0	0	10/27/16
E16 858650	BBR S CVO A 125499	ALEUTIA, INC	KING COVE	20,336	33	0	10/29/16
E16 858650	BBR U CVC U 125501	ALEUTIA, INC	KING COVE	236	0	0	10/29/16
E16 858651	BBR S CVO A 125499	PETER PAN SEAFOODS, INC.	KING COVE	7,910	12	0	10/29/16

# Alaska Fishermen's BSS Matches

	Peter Pan	Trident	Westward	Total
NORTH A Matched	33,638	184,300	0	217,938
NORTH A Total Delivered	33,638	184,300	0	217,938
NORTH A Deadloss	273	1,691	0	1,964
NORTH A Remaining	0	0	0	0
SOUTH A Matched	0	354,597	106,813	461,410
SOUTH A Total Delivered	0	354,597	106,812	461,409
SOUTH A Deadloss	0	7,014	1,181	8,195
SOUTH A Remaining	0	0	1	1

# Alaska Fishermen's 2016-17 IFQ (final)

## IFQ Permits

[New IFQ Permit | CSV](#) [Print This Page](#)

Permit Number	IFQ	Season	Class	Sector	Total IFQ	Unassigned IFQ	Sold	Deadloss	Misc.	Rem. IFQ	Matched	Matched Undelivered
<a href="#">125499</a>	CVO A	BSS SOUTH	A	CVO	461,410	461,410	453,214	8,195	0	1	461,410	1
<a href="#">126722</a>	CVO B	BSS NORTH	B	CVO	42,011	42,011	42,011	0	0	0	0	0
<a href="#">126720</a>	CVO A	BBR NORTH	A	CVO	41,739	41,739	41,729	8	0	2	41,739	2
<a href="#">125500</a>	CVO B	BBR SOUTH	B	CVO	34,625	34,625	34,625	0	0	0	0	0
<a href="#">125501</a>	CVC U	BSS UNDESIGNATED	U	CVC	29,308	29,308	29,308	0	0	0	0	0
<a href="#">125499</a>	CVO A	BBR SOUTH	A	CVO	258,078	258,078	255,542	2,536	0	0	258,078	0
<a href="#">125500</a>	CVO B	BSS SOUTH	B	CVO	23,626	23,626	23,626	0	0	0	0	0
<a href="#">126720</a>	CVO A	BSS NORTH	A	CVO	217,938	217,938	215,974	1,964	0	0	217,938	0
<a href="#">126722</a>	CVO B	BBR NORTH	B	CVO	2,320	2,320	2,320	0	0	0	0	0
<a href="#">125587</a>	CPC U	BBR UNDESIGNATED	U	CPC	14	14	14	0	0	0	0	0
<a href="#">125501</a>	CVC U	BBR UNDESIGNATED	U	CVC	10,782	10,782	10,782	0	0	0	0	0
<a href="#">125917</a>	CPO U	BBR UNDESIGNATED	U	CPO	0	0	0	0	0	0	0	0
<a href="#">125587</a>	CPC U	BSS UNDESIGNATED	U	CPC	0	0	0	0	0	0	0	0
<a href="#">125917</a>	CPO U	BSS UNDESIGNATED	U	CPO	0	0	0	0	0	0	0	0
<a href="#">125499</a>	CVO A	EAG SOUTH	A	CVO	0	0	0	0	0	0	0	0

# F/V Destination IFQ Account

## IFQ Totals

IFQ Permit	Total	Sold	Deadloss	Misc.	Total Delivered	Undelivered
BBR N CVO A 126720	0	41,729	8	0	41,737	(41,737)
BBR N CVO B 126722	0	2,013	0	0	2,013	(2,013)
BBR S CVO A 125499	0	105,498	92	0	105,590	(105,590)
BBR S CVO B 125500	0	16,031	0	0	16,031	(16,031)
BBR U CVC U 125501	0	5,120	0	0	5,120	(5,120)
<b>BBR Total</b>	<b>0</b>	<b>170,391</b>	<b>100</b>	<b>0</b>	<b>170,491</b>	<b>(170,491)</b>

## Yearly Notes

[Add Note](#)

## IFQ Holders

[Assign IFQ](#)

Or go to the IFQ Holder's page and click on the "Assign to Vessel" link.

## Fish Tickets

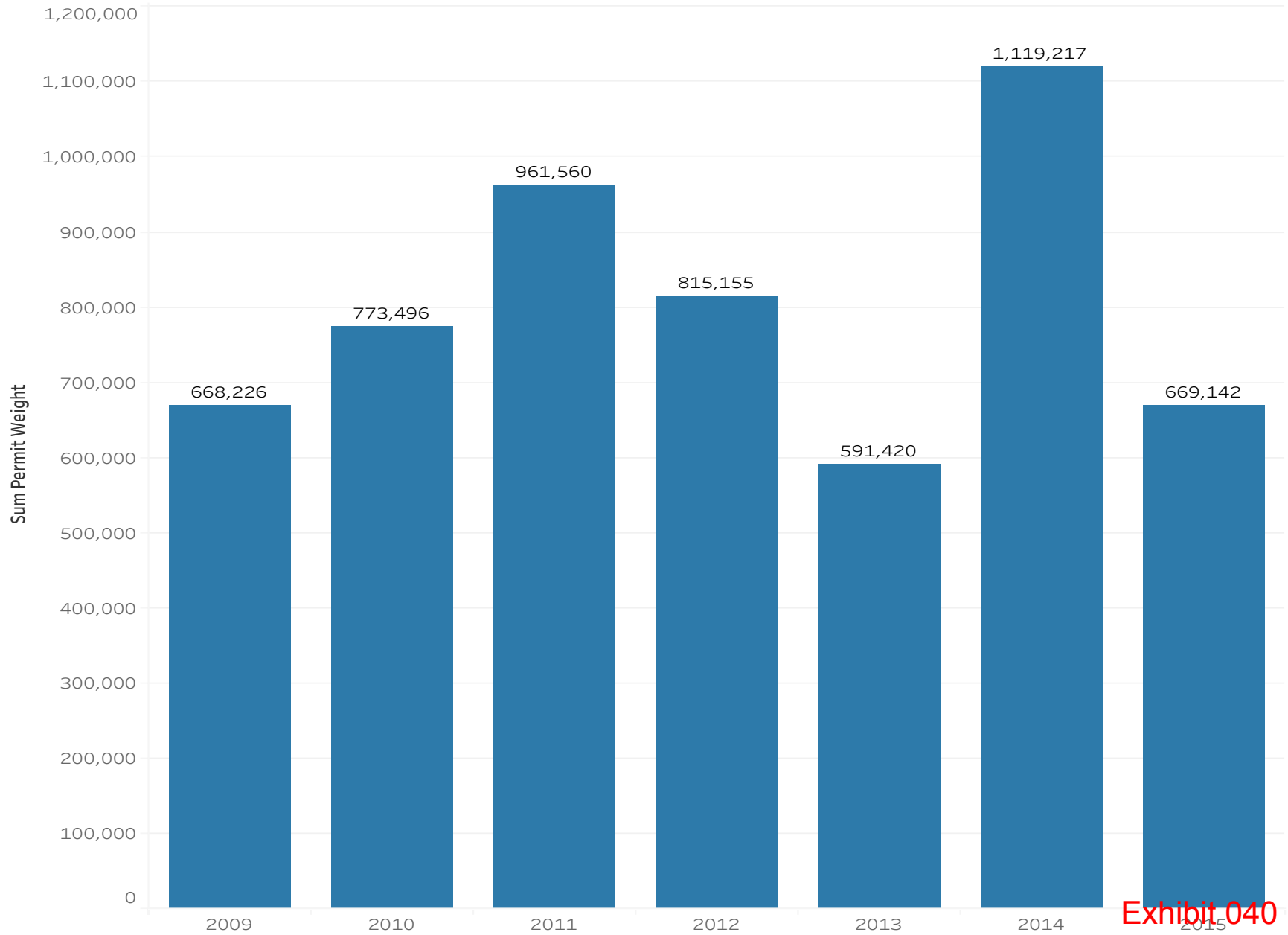
Ticket	^ Ifq Permit	◇ Processor	◇ Port	◇ Sold Weight	◇ Deadloss	◇ Misc.	◇ Landed
<a href="#">E16 857980</a>	<a href="#">BBR S CVO B 125500</a>	TRIDENT SEAFOODS CORPORATION	ST PAUL	16,031	0	0	10/21/16
<a href="#">E16 857980</a>	<a href="#">BBR U CVC U 125501</a>	TRIDENT SEAFOODS CORPORATION	ST PAUL	2,215	0	0	10/21/16
<a href="#">E16 857980</a>	<a href="#">BBR N CVO A 126720</a>	TRIDENT SEAFOODS CORPORATION	ST PAUL	41,729	8	0	10/21/16
<a href="#">E16 857980</a>	<a href="#">BBR N CVO B 126722</a>	TRIDENT SEAFOODS CORPORATION	ST PAUL	2,013	0	0	10/21/16
<a href="#">E16 858586</a>	<a href="#">BBR S CVO A 125499</a>	TRIDENT SEAFOODS CORPORATION	AKUTAN	69,755	47	0	10/27/16
<a href="#">E16 858586</a>	<a href="#">BBR S CVO A 125499</a>	TRIDENT SEAFOODS CORPORATION	AKUTAN	7,497	0	0	10/27/16
<a href="#">E16 858586</a>	<a href="#">BBR U CVC U 125501</a>	TRIDENT SEAFOODS CORPORATION	AKUTAN	2,669	0	0	10/27/16
<a href="#">E16 858650</a>	<a href="#">BBR S CVO A 125499</a>	ALEUTIA, INC	KING COVE	20,336	33	0	10/29/16
<a href="#">E16 858650</a>	<a href="#">BBR U CVC U 125501</a>	ALEUTIA, INC	KING COVE	236	0	0	10/29/16
<a href="#">E16 858651</a>	<a href="#">BBR S CVO A 125499</a>	PETER PAN SEAFOODS, INC.	KING COVE	7,910	12	0	10/29/16

# Alaska Fishermen's VD Status

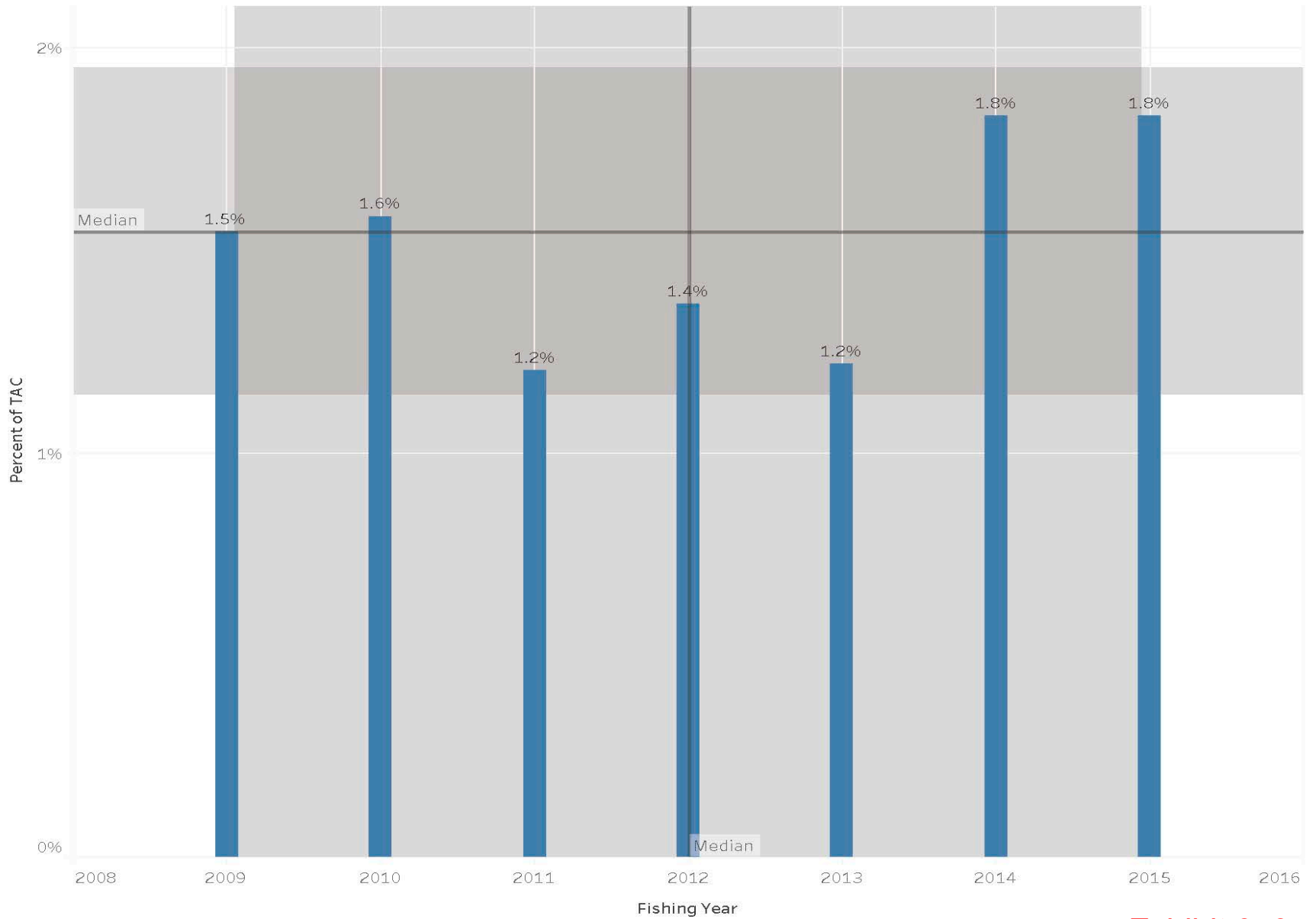
February 11, 2017

- Initial Assignment = 1,092,044
- Transferred In (prior to 2/11) = 47,145
- Transferred Out (prior to 2/11) = 130,781
- Pounds to catch on 2/11 = 914,118
- BSS Pounds Delivered prior to 2/11 = 0
- Vessels Fishing = 2 (Destination and Aleutian Lady)
- Pounds transferred out after 2/11 = 234,301
- Pounds delivered (all by Aleutian Lady) = 774,293

# BSS Deliveries F/V Destination



# Destination Delivery History as % of TAC






## Share Match and Lengthy Season Arbitration Agreement


This Share Match and Lengthy Season Arbitration Agreement ("Agreement") is entered into by and between Inter-Cooperative Exchange, an Alaska cooperative corporation (the "Cooperative") and Trident Seafoods (the "Processor") as of Oct 11, 2016. Capitalized terms not otherwise defined in this Agreement shall have the meaning given them in the crab rationalization program regulations at 50 C.F.R. 680 (the "Regulations").

1. Share Match. Cooperative hereby agrees to deliver to Processor the crab harvested under Cooperative's 2016-2017 Class A Individual Fishing Quota issued in October 2016 or thereafter during the 2016-2017 Crab Fishing Year that is matched with Processor's 2016-2017 Individual Processing Quota issued in October 2016 or thereafter during the 2016-2017 Crab Fishing Year (the "IFQ Crab"). For the avoidance of doubt, this Agreement does not apply to 2016-2017 golden King crab Class A Individual Fishing Quota or 2016-2017 golden King crab Individual Processing Quota.

Processor agrees to accept all IFQ Crab delivered by Cooperative's members, and agrees to allocate such deliveries among Cooperative's IFQ Crab permits as Cooperative directs. Processor may not transfer its rights or obligations with respect to the IFQ Crab without first obtaining Cooperative's written consent, which Cooperative will not unreasonably withhold.

2. Arbitration. Cooperative and Processor hereby adopt the Lengthy Season approach to binding arbitration regarding IFQ Crab price and delivery terms. Cooperative may initiate binding arbitration on or before June 30, 2017, by providing notice to Processor at the email address below.

Cooperative  
By   
Its Executive Director

Processor  
By   
Its Operations Manager

Email Address:



Email Address:

