



NATIONAL TRANSPORTATION SAFETY BOARD
Investigative Hearing

Washington Metropolitan Area Transit Authority Metrorail train 302 that encountered heavy smoke in the tunnel between the L'Enfant Plaza Station and the Potomac River Bridge on January 12, 2015

GROUP	C
EXHIBIT	
15	

Agency / Organization

ECS Mid-Atlantic, LLC

Title

**Report of Preconstruction Condition
Survey Services**


**REPORT OF
PRECONSTRUCTION CONDITION SURVEY SERVICES**



**ADJACENT PROPERTIES TO
THE WHARF – PHASE I
WASHINGTON, DC**

ECS PROJECT NO. 37:1306

**FOR
CLARK CONSTRUCTION GROUP, LLC**



OCTOBER 6, 2014



October 6, 2014



ECS Project No. 37:1306

Reference: Report of Preconstruction Condition Survey Services, Adjacent Properties to The Wharf – Phase I, Washington, DC

Dear Mr. Cross:

As requested, ECS Mid-Atlantic, LLC (ECS) is pleased to present the following report of preconstruction condition survey services for the above-referenced project. Our services were provided in general accordance with Clark Contract No. 35771, executed May 7, 2014.

PROJECT INFORMATION

The project site is located at the intersection of Maine Avenue, SW and 9th Street, SW and is currently occupied by two restaurant buildings on either side of the WMATA Yellow Line Tunnel. The proposed construction includes the removal of the existing restaurants and the construction of multiple mixed-use buildings with two levels of below grade parking and a sixty foot-wide promenade and new pier and dock facilities. ECS has been requested to perform preconstruction condition survey services for the adjacent WMATA tunnel and vent shaft.

PROJECT SCOPE OF SERVICES

Based on our understanding of your needs, we performed the following scope of services for the project:

1. **WMATA Yellow Line Tunnels** – We observed and documented the existing accessible portions of the WMATA Yellow Line Tunnels from approximately 75 to the north and south of the project limits, or approximate tunnel chain markers 69+75 to 79+25.
2. **WMATA Yellow Line Fan Shaft and Pump Station** – We observed and documented the existing accessible portions of the Fan Shaft and Pump Station.



Our observations and documentation were performed from the ground. A telephoto lens was used for the documentation of higher portions of the structures. Our documentation includes general mosaic photographs, along with detailed photographs of distresses observed. Our observations were limited to the readily accessible areas only. Areas obscured by vegetation, vehicles, stored items, etc. are not considered readily accessible areas.

We have prepared this written report detailing our observations and findings which includes photographic documentation of the conditions observed during the preconstruction condition survey.

CLOSING

We are pleased to have this opportunity to provide our services to you on the project. If you have any questions or comments concerning the contents of this report, please do not hesitate to contact us at (703) 471-8400.

Respectfully,

[Redacted Signature]

[Redacted Signature]

[Redacted Signature]

Manager

[Redacted Signature]

[Redacted Signature]

Principal Engineer

Attachments: Appendix I – Track 1
Appendix II – Track 2
Appendix III – Vent Shaft



**Preconstruction Condition Survey
Adjacent Properties to The Wharf – Phase I
Washington, DC**

**Appendix I
Track 1**

We observed and documented the existing accessible portions of the Yellow Line Track 1 tunnel, between chain markers 69+75 and 79+25.

Our documentation includes general mosaic photographs, along with detailed photographs of distresses observed. Our observations of the building were limited to the readily accessible areas only. Areas obscured by vegetation, vehicles, equipment, stored items, etc. are not considered readily accessible areas.

Typical observed conditions include:

- Stains and corrosion on the tunnel walls
- Active leaks on the tunnel walls
- Efflorescence on the tunnel walls
- Cracks in the tunnel walls and ceilings
- The chain markers in Track 1 were observed to be shifted by 100 feet between 69+25 and 75+00

Conditions observed and documented are presented in Appendix I, Photographs No. 1 through 377. Digital images of the photographs are available through ECS for a period of seven years from the date of this report.



Photograph No. 1
Station 69+60, track bed.



Photograph No. 2
Station 69+60, east wall.



Photograph No. 3
Station 69+60 - corrosion on the east wall.



Photograph No. 4
Station 69+60, ceiling.



Photograph No. 5
Station 69+60, west wall.



Photograph No. 6
Station 69+60 - active leak and corrosion on the west wall.



Photograph No. 7
Station 69+80, track bed.



Photograph No. 8
Station 69+80, east wall.





Photograph No. 9
Station 69+80 - corrosion on the east wall.



Photograph No. 10
Station 69+80 - corrosion on the east wall.



Photograph No. 11
Station 69+80 - active leak on the east wall.




Photograph No. 12
Station 69+80, ceiling.



Photograph No. 13
Station 69+80, west wall.



Photograph No. 14
Station 69+80 - corrosion on the west wall.



Photograph No. 15
Station 69+80 - stains and corrosion on the west wall.




Photograph No. 16
Station 70+00, track bed.



Photograph No. 17
Station 70+00, east wall.



Photograph No. 18
Station 70+00 - active leak and corrosion on the east wall.



Photograph No. 19
Station 70+00 - active leak and corrosion on the east wall.




Photograph No. 20
Station 70+00, ceiling.



Photograph No. 21
Station 70+00, west wall.



Photograph No. 22
Station 70+00 - active leak, stains, and corrosion on the west wall.



Photograph No. 23
Station 70+00 - active leak, stains, and corrosion on the west wall.



Photograph No. 24
Station 70+20, track bed.



Photograph No. 25
Station 70+20, east wall.



Photograph No. 26
Station 70+20, ceiling.



Photograph No. 27
Station 70+20 - corrosion on the ceiling.



Photograph No. 28
Station 70+20, west wall.



Photograph No. 29
Station 70+20 - active leak and stains on the west wall.



Photograph No. 30
Station 70+20 - stains and corrosion on the west wall.



Photograph No. 31
Station 70+40, track bed.



Photograph No. 32
Station 70+40, east wall.



Photograph No. 33
Station 70+40, west wall.



Photograph No. 34
Station 70+60, track bed.



Photograph No. 35
Station 70+60, east wall.



Photograph No. 36
Station 70+60, west wall.





Photograph No. 37
Station 70+80, track bed.



Photograph No. 38
Station 70+80, east wall.



Photograph No. 39
Station 70+80 - stains on the east wall.



Photograph No. 40
Station 70+80 - stains on the east wall.



Photograph No. 41
Station 70+80 - stains on the east wall.



Photograph No. 42
Station 70+80 - stains on the east wall.



Photograph No. 43
Station 70+80 - stains on the east wall.



Photograph No. 44
Station 70+80, ceiling.



Photograph No. 45
Station 70+80 - stains at a construction joint on the ceiling.



Photograph No. 46
Station 70+80, west wall.



Photograph No. 47
Station 70+80 - construction joint above west arch.



Photograph No. 48
Station 70+80 - damaged concrete at the west wall.



Photograph No. 49
Station 71+20, track bed.



Photograph No. 50
Station 71+20, east wall.



Photograph No. 51
Station 71+20 - stains on the east wall.



Photograph No. 52
Station 71+20, ceiling.



Photograph No. 53
Station 71+20, west wall.



Photograph No.54
Station 71+20 - cracks above west arch.



Photograph No. 55
Station 71+40, track bed.



Photograph No. 56
Station 71+40, east wall.





Photograph No. 57
Station 71+40 - crack on the east wall.



Photograph No. 58
Station 71+40 - crack on the east wall.



Photograph No. 59
Station 71+40, ceiling.



Photograph No. 60
Station 71+40, west wall.



Photograph No. 61
Station 71+40 - crack on the west wall.



Photograph No. 62
Station 71+40 - cracks above west arch.



Photograph No. 63
Station 71+60, track bed.



Photograph No. 64
Station 71+60, east wall.



Photograph No. 65
Station 71+60 - stains on the east wall.



Photograph No. 66
Station 71+60 - efflorescence on the east wall.



Photograph No. 67
Station 71+60, ceiling.



Photograph No. 68
Station 71+60, west wall.



Photograph No. 69
Station 71+60, west wall, looking north.



Photograph No. 70
Station 71+80, track bed.



Photograph No. 71
Station 71+80, east wall.



Photograph No. 72
Station 71+80 - crack on the east wall.



Photograph No. 73
Station 71+80 - crack on the east wall.



Photograph No. 74
Station 71+80 - crack on the east wall.



Photograph No. 75
Station 71+80 - crack on the east wall.



Photograph No. 76
Station 71+80 - cracks on the east wall.



Photograph No. 77
Station 71+80, ceiling.



Photograph No. 78
Station 71+80, west wall.



Photograph No. 79
Station 71+80 - crack above west arch.



Photograph No. 80
Station 71+80 - crack in the concrete.



Photograph No. 81
Station 72+00 - marker for L1 73+00.



Photograph No. 82
Station 72+00, track bed.



Photograph No. 83
Station 72+00, east wall.



Photograph No. 84
Station 72+00 - crack on the east wall.



Photograph No. 85
Station 72+00 - crack on the east wall.



Photograph No. 86
Station 72+00 - crack on the east wall.



Photograph No. 87
Station 72+00, ceiling.



Photograph No. 88
Station 72+00, west wall.





Photograph No. 89
Station 72+00 - cracks above west arch.



Photograph No. 90
Station 72+20, track bed.



Photograph No. 91
Station 72+20, east wall.



Photograph No. 92
Station 72+20 - crack on the east wall.



Photograph No. 93
Station 72+20 - crack on the east wall.



Photograph No. 94
Station 72+20, ceiling.



Photograph No. 95
Station 72+20, west wall.



Photograph No. 96
Station 72+20 - crack on the ceiling, looking west.



Photograph No. 97
Station 72+20 - crack on the west wall.



Photograph No. 98
Station 72+20 - crack on the west wall.



Photograph No. 99
Station 72+20 - crack above west arch.



Photograph No. 100
Station 72+40, track bed.



Photograph No. 101
Station 72+40, east wall.



Photograph No. 102
Station 72+40 - crack on the east wall.



Photograph No. 103
Station 72+40 - crack on the east wall.



Photograph No. 104
Station 72+40 - joint on the east wall.



Photograph No. 105
Station 72+40 - joint on the east wall.



Photograph No. 106
Station 72+40, ceiling.



Photograph No. 107
Station 72+40, west wall.



Photograph No. 108
Station 72+40 - cracks above west arch.



Photograph No. 109
Station 72+60, track bed.



Photograph No. 110
Station 72+60, east wall.



Photograph No. 111
Station 72+60 - crack on the east wall.



Photograph No. 112
Station 72+60 - crack on the east wall.



Photograph No. 113
Station 72+60 - crack on the east wall.



Photograph No. 114
Station 72+60 - crack and stain on the east wall.



Photograph No. 115
Station 72+60, ceiling.



Photograph No. 116
Station 72+60, west wall.



Photograph No. 117
Station 72+60 - crack on the ceiling.



Photograph No. 118
Station 72+60 - crack on the west wall.



Photograph No. 119
Station 72+60 - crack on the west wall.



Photograph No. 120
Station 72+80, track bed.



Photograph No. 121
Station 72+80, east wall.



Photograph No. 122
Station 72+80 - crack on the east wall.



Photograph No. 123
Station 72+80 - crack on the east wall.



Photograph No. 124
Station 72+80, ceiling.



Photograph No. 125
Station 72+80, west wall.




Photograph No. 126
Station 72+80 - cracks above west arch.



Photograph No. 127
Station 73+00 - marker for L1 74+00.



Photograph No. 128
Station 73+00, track bed.



Photograph No. 129
Station 73+00, east wall.



Photograph No. 130
Station 73+00 - stains and efflorescence on the east wall.



Photograph No. 131
Station 73+00 - previous concrete repair.



Photograph No. 132
Station 73+00 - stains on the east wall.



Photograph No. 133
Station 73+00, ceiling.



Photograph No. 134
Station 73+00, west wall.



Photograph No. 135
Station 73+00 - cracks above west wall.



Photograph No. 136
Station 73+20, track bed.



Photograph No. 137
Station 73+20, east wall.



Photograph No. 138
Station 73+20 - crack and stains on the east wall.



Photograph No. 139
Station 73+20 - crack and stains on the east wall.



Photograph No. 140
Station 73+20, ceiling.



Photograph No. 141
Station 73+20, west wall.



Photograph No. 142
Station 73+20 - crack and stains on the west wall.



Photograph No. 143
Station 73+20 - crack and stains on the west wall.



Photograph No. 144
Station 73+20 - cracks and stains above west arch.



Photograph No. 145
Station 73+40, track bed.



Photograph No. 146
Station 73+40, east wall.



Photograph No. 147
Station 73+40, ceiling.



Photograph No. 148
Station 73+40, west wall.






Photograph No. 149
Station 73+60, track bed.



Photograph No. 150
Station 73+60, east wall.



Photograph No. 151
Station 73+60 - stains and efflorescence on the east wall.



Photograph No. 152
Station 73+60 - cracks on the east wall.



Photograph No. 153
Station 73+60 - stains and efflorescence on the east wall.



Photograph No. 154
Station 73+60 - damaged concrete on the ceiling, looking east.



Photograph No. 155
Station 73+60 - damaged concrete at a construction joint on the east wall.



Photograph No. 156
Station 73+60 - construction joint on the east wall.



Photograph No. 157
Station 73+60, ceiling.



Photograph No. 158
Station 73+60, west wall.



Photograph No. 159
Station 73+60 - cracks and stains above west arch.



Photograph No. 160
Station 73+60 - damaged concrete on the ceiling, looking west.



Photograph No. 161
Station 73+60 - stains and efflorescence on the west wall.



Photograph No. 162
Station 73+80, track bed.



Photograph No. 163
Station 73+80, east wall.



Photograph No. 164
Station 73+80, ceiling.



Photograph No. 165
Station 73+80, west wall.



Photograph No. 166
Station 73+80 - cracks above west arch.



Photograph No. 167
Station 74+00, track bed.



Photograph No. 168
Station 74+00, east wall.



Photograph No. 169
Station 74+00, ceiling.



Photograph No. 170
Station 74+00, west wall.



Photograph No. 171
Station 74+00 - cracks above west arch.



Photograph No. 172
Station 74+20, track bed.



Photograph No. 173
Station 74+20, east wall.



Photograph No. 174
Station 74+20 - crack and stains on the east wall.



Photograph No. 175
Station 74+20, ceiling.



Photograph No. 176
Station 74+20, ceiling, looking north.



Photograph No. 177
Station 74+20, west wall.



Photograph No. 178
Station 74+20 - cracks on the ceiling, looking west.



Photograph No. 179
Station 74+20 - cracks above west arch.



Photograph No. 180
Station 74+40, track bed.



Photograph No. 181
Station 74+40, east wall.



Photograph No. 182
Station 74+40 - cracks on the east wall.



Photograph No. 183
Station 74+40, ceiling.



Photograph No. 184
Station 74+40 - cracks on the ceiling.



Photograph No. 185
Station 74+40, west wall.



Photograph No. 186
Station 74+40 - crack and previous repair at the joint.



Photograph No. 187
Station 74+40 - previous repair at the joint.



Photograph No. 188
Station 74+40 - previous repair at the joint.



Photograph No. 189
Station 74+40 - cracks above west arch.



Photograph No. 190
Station 74+60, track bed.



Photograph No. 191
Station 74+60, east wall.



Photograph No. 192
Station 74+60 - crack on the east wall.



Photograph No. 193
Station 74+60 - crack on the catwalk.



Photograph No. 194
Station 74+60, ceiling.



Photograph No. 195
Station 74+60 - crack on the ceiling, looking west.



Photograph No. 196
Station 74+60, west wall.



Photograph No. 197
Station 74+80, track bed.



Photograph No. 198
Station 74+80, east wall.



Photograph No. 199
Station 74+80, ceiling.



Photograph No. 200
Station 74+80 - cracks on the ceiling.



Photograph No. 201
Station 74+80 - cracks on the ceiling.



Photograph No. 202
Station 74+80, west wall.



Photograph No. 203
Station 74+80 - cracks on the west wall.



Photograph No. 204
Station 75+00 - marker for L1 75+00.



Photograph No. 205
Station 75+00, track bed.



Photograph No. 206
Station 75+00, east wall.



Photograph No. 207
Station 75+00, ceiling.



Photograph No. 208
Station 75+00, west wall.



Photograph No. 209
Station 75+03 - transverse ceiling crack.



Photograph No. 210
Station 75+10 - crack on east wall.



Photograph No. 211
Station 75+15 - crack above west arch.



Photograph No. 212
Station 75+20, track bed.



Photograph No. 213
Station 75+20, east wall.



Photograph No. 214
Station 75+20, ceiling.



Photograph No. 215
Station 75+20, west wall.



Photograph No. 216
Station 75+20 - crack above west arch.



Photograph No. 217
Station 75+20 - crack in ceiling.



Photograph No. 218
Station 75+25 - crack in ceiling.



Photograph No. 219
Station 75+30 - crack in ceiling.



Photograph No. 220
Station 75+30 - crack in ceiling.



Photograph No. 221
Station 75+40, track bed.



Photograph No. 222
Station 75+40, east wall.




Photograph No. 223
Station 75+40, ceiling.



Photograph No. 224
Station 75+40, west wall.



Photograph No. 225
Station 75+40 - crack above west arch.



Photograph No. 226
Station 75+45 - cracks in ceiling.



Photograph No. 227
Station 75+45 - crack above west arch.



Photograph No. 228
Station 75+50 - vertical crack in east wall.



Photograph No. 229
Station 75+55 - transverse crack in ceiling.



Photograph No. 230
Station 75+60, track bed.



Photograph No. 231
Station 75+60, east wall.



Photograph No. 232
Station 75+60, ceiling.



Photograph No. 233
Station 75+60, west wall.



Photograph No. 234
Station 75+61 - transverse crack in ceiling.



Photograph No. 235
Station 75+66 - cracks in ceiling.



Photograph No. 236
Station 75+66 - vertical crack above west arch.



Photograph No. 237
Station 75+80, track bed.



Photograph No. 238
Station 75+80, east wall.



Photograph No. 239
Station 75+80, ceiling.



Photograph No. 240
Station 75+80, west wall.



Photograph No. 241
Station 75+82 - vertical crack in east wall.



Photograph No. 242
Station 75+82 - transverse crack in ceiling.



Photograph No. 243
Station 75+87 - vertical crack in east wall.



Photograph No. 244
Station 75+91 - vertical crack above west arch.



Photograph No. 245
Station 75+95 - crack in ceiling.



Photograph No. 246
Station 75+95 - vertical crack above west arch.



Photograph No. 247
Station 76+00, track bed.



Photograph No. 248
Station 76+00, east wall.



Photograph No. 249
Station 76+00, ceiling.



Photograph No. 250
Station 76+00, west wall.



Photograph No. 251
Station 76+02 - transverse crack in ceiling.



Photograph No. 252
Station 76+05 - vertical crack in east wall.



Photograph No. 253
Station 76+05 - crack in ceiling.



Photograph No. 254
Station 76+20, track bed.



Photograph No. 255
Station 76+20, east wall.



Photograph No. 256
Station 76+20, ceiling.



Photograph No. 257
Station 76+20, west wall.



Photograph No. 258
Station 76+22, crack above west arch.



Photograph No. 259
Station 76+22 - crack in ceiling.



Photograph No. 260
Station 76+25 - vertical crack in east wall.



Photograph No. 261
Station 76+30 - vertical crack in east wall.



Photograph No. 262
Station 76+35 - transverse crack in ceiling.



Photograph No. 263
Station 76+37 - vertical crack in east wall.



Photograph No. 264
Station 76+40, track bed.



Photograph No. 265
Station 76+40, east wall.




Photograph No. 266
Station 76+40, ceiling.



Photograph No. 267
Station 76+40, west wall.



Photograph No. 268
Station 76+41 - vertical crack in east wall.



Photograph No. 269
Station 76+41 - crack in ceiling.



Photograph No. 270
Station 76+41 - crack above west arch.



Photograph No. 271
Station 76+45 - vertical crack in east wall.



Photograph No. 272
Station 76+45 - crack in ceiling.



Photograph No. 273
Station 76+45 - crack above west arch.



Photograph No. 274
Station 76+56 - crack in ceiling.



Photograph No. 275
Station 76+60, track bed.



Photograph No. 276
Station 76+60, east wall.



Photograph No. 277
Station 76+60, ceiling.



Photograph No. 278
Station 76+60, west wall.



Photograph No. 279
Station 76+61 - crack in east walkway.



Photograph No. 280
Station 76+61 - crack in east wall.



Photograph No. 281
Station 76+61 - crack in ceiling.



Photograph No. 282
Station 76+61 - crack in west wall.



Photograph No. 283
Station 76+61 - crack above west arch.



Photograph No. 284
Station 76+70 - crack in east wall.



Photograph No. 285
Station 76+70 - crack above west arch.



Photograph No. 286
Station 76+75 - typical transverse crack in ceiling.



Photograph No. 287
Station 76+80, track bed.



Photograph No. 288
Station 76+80, east wall.



Photograph No. 289
Station 76+80, ceiling.



Photograph No. 290
Station 76+80, west wall.



Photograph No. 291
Station 76+82 - vertical crack in east wall.



Photograph No. 292
Station 76+82 - transverse crack in ceiling.



Photograph No. 293
Station 76+90 - vertical crack in east wall.



Photograph No. 294
Station 76+91 - vertical crack above west arch.



Photograph No. 295
Station 76+95 - vertical crack above west arch.



Photograph No. 296
Station 77+00, track bed.



Photograph No. 297
Station 77+00, east wall.



Photograph No. 298
Station 77+00, ceiling.



Photograph No. 299
Station 77+00, west wall.



Photograph No. 300
Station 77+00 - crack in east wall.



Photograph No. 301
Station 77+10 - vertical crack in east wall.



Photograph No. 302
Station 77+10 - vertical crack in east walkway.



Photograph No. 303
Station 77+20 - transverse crack in ceiling.



Photograph No. 304
Station 77+20 - vertical crack above west arch.



Photograph No. 305
Station 77+21 - vertical crack and efflorescence above west arch.



Photograph No. 306
Station 77+20, track bed.



Photograph No. 307
Station 77+20, east wall.



Photograph No. 308
Station 77+20, ceiling.



Photograph No. 309
Station 77+20, west wall.



Photograph No. 310
Station 77+22 - vertical crack in east wall.



Photograph No. 311
Station 77+25 - vertical crack in west wall.



Photograph No. 312
Station 77+28 - vertical crack in east wall.



Photograph No. 313
Station 77+30 - transverse crack in ceiling.



Photograph No. 314
Station 77+40, track bed.



Photograph No. 315
Station 77+40, east wall.



Photograph No. 316
Station 77+40, ceiling.



Photograph No. 317
Station 77+40, west wall.



Photograph No. 318
Station 77+41 - vertical crack above west arch.



Photograph No. 319
Station 77+48 - vertical crack in east wall.



Photograph No. 320
Station 77+50 - transverse crack in ceiling.



Photograph No. 321
Station 77+60, track bed.



Photograph No. 322
Station 77+60, east wall.



Photograph No. 323
Station 77+60, ceiling.



Photograph No. 324
Station 77+60, west wall.





Photograph No. 325
Station 77+61 - vertical crack in ceiling.



Photograph No. 326
Station 77+66 - vertical crack above west arch.



Photograph No. 327
Station 77+70 - vertical crack in east wall.



Photograph No. 328
Station 77+80, track bed.




Photograph No. 329
Station 77+80, east wall.



Photograph No. 330
Station 77+80, ceiling.



Photograph No. 331
Station 77+80, west wall.



Photograph No. 332
Station 77+85 - vertical crack and efflorescence on east wall.



Photograph No. 333
Station 77+85 - crack in ceiling.



Photograph No. 334
Station 77+90 - crack in ceiling.



Photograph No. 335
Station 78+00, track bed.



Photograph No. 336
Station 78+00, east wall.





Photograph No. 337
Station 78+00, ceiling.



Photograph No. 338
Station 78+00, west wall.



Photograph No. 339
Station 78+12 - crack in ceiling.



Photograph No. 340
Station 78+18 - transverse crack in east wall.



Photograph No. 341
Station 78+20, track bed.



Photograph No. 342
Station 78+20, east wall.



Photograph No. 343
Station 78+20, ceiling.



Photograph No. 344
Station 78+20, west wall.



Photograph No. 345
Station 78+20 - vertical crack above west arch.



Photograph No. 346
Station 78+25 - transverse crack in east wall.



Photograph No. 347
Station 78+35 - crack in ceiling.



Photograph No. 348
Station 78+40, track bed.



Photograph No. 349
Station 78+40, east wall.



Photograph No. 350
Station 78+40, ceiling.




Photograph No. 351
Station 78+40, west wall.



Photograph No. 352
Station 78+43 - vertical crack in east wall.



Photograph No. 353
Station 78+43 - vertical cracks above west arch.



Photograph No. 350
Station 78+51 - crack in ceiling.



Photograph No. 355
Station 78+57 - crack in east wall.



Photograph No. 356
Station 78+60, track bed.




Photograph No. 357
Station 78+60, east wall.



Photograph No. 358
Station 78+60, ceiling.



Photograph No. 359
Station 78+60, west wall.



Photograph No. 360
Station 78+61 - crack in ceiling.





Photograph No. 361
Station 78+67 - crack in east wall.



Photograph No. 362
Station 78+70 - vertical cracks above west arch.



Photograph No. 363
Station 78+80, track bed.



Photograph No. 364
Station 78+80, east wall.





Photograph No. 365
Station 78+80, ceiling.



Photograph No. 366
Station 78+80, west wall.



Photograph No. 367
Station 78+82 - vertical crack on east wall.



Photograph No. 368
Station 78+85 - crack in ceiling.



Photograph No. 369

Station 78+85 - crack in ceiling and efflorescence.



Photograph No. 370

Station 78+95 - vertical crack above west arch.



Photograph No. 371

Station 78+99 - vertical crack in east wall.



Photograph No. 372

Station 79+00, track bed.



Photograph No. 373
Station 79+00, east wall.



Photograph No. 374
Station 79+00, ceiling.



Photograph No. 375
Station 79+00, west wall.



Photograph No. 376
Station 79+04 - vertical crack in east wall.



Photograph No. 377

Station 79+10 - transverse crack in ceiling.



**Preconstruction Condition Survey
The Wharf
Washington, DC**

**Appendix II
Track 2**

We observed and documented the existing accessible portions of the Yellow Line Track 2 tunnel, between chain markers 69+75 and 79+25.

Our documentation includes general mosaic photographs, along with detailed photographs of distresses observed. Our observations of the building were limited to the readily accessible areas only. Areas obscured by vegetation, vehicles, equipment, stored items, etc. are not considered readily accessible areas.

Typical observed conditions include:

- Stains and corrosion on the tunnel walls
- Active leaks on the tunnel walls
- Efflorescence on the tunnel walls
- Cracks in the tunnel walls and ceilings

Conditions observed and documented are presented in Appendix II, Photographs No. 1 through 573. Digital images of the photographs are available through ECS for a period of seven years from the date of this report.



Photograph No. 1
Station 69+70, track bed.



Photograph No. 2
Station 69+70, east wall.



Photograph No. 3
Station 69+70, ceiling.



Photograph No. 4
Station 69+70, west wall.



Photograph No. 5
Station 69+70 - crack in the concrete catwalk.



Photograph No. 6
Station 69+80, track bed.



Photograph No. 7
Station 69+80, east wall.



Photograph No. 8
Station 69+80, ceiling.





Photograph No. 9
Station 69+80, west wall.



Photograph No. 10
Station 69+90, track bed.



Photograph No. 11
Station 69+90, east wall.



Photograph No. 12
Station 69+90, ceiling.



Photograph No. 13
Station 69+90, west wall.



Photograph No. 14
Station 69+90 - active leak, stains, and efflorescence on the west wall.



Photograph No. 15
Station 70+00, track bed.



Photograph No. 16
Station 70+00, east wall.



Photograph No. 17
Station 70+00, ceiling.



Photograph No. 18
Station 70+00, west wall.



Photograph No. 19
Station 70+00 - active leaks, stains, and efflorescence on the west wall.



Photograph No. 20
Station 70+10, track bed.



Photograph No. 21
Station 70+10, east wall.



Photograph No. 22
Station 70+10, ceiling.



Photograph No. 23
Station 70+10, west wall.



Photograph No. 24
Station 70+10 - stains and efflorescence on the west wall.



Photograph No. 25
Station 70+20, track bed.



Photograph No. 26
Station 70+20, east wall.



Photograph No. 27
Station 70+20, ceiling.




Photograph No. 28
Station 70+20, west wall.



Photograph No. 29
Station 70+20 - stains and efflorescence on the west wall.



Photograph No. 30
Station 70+30, track bed.



Photograph No. 31
Station 70+30, east wall.



Photograph No. 32
Station 70+30, ceiling.



Photograph No. 33
Station 70+30, west wall.



Photograph No. 34
Station 70+30 - stains and corrosion on the west wall.



Photograph No. 35
Station 70+30 - active leak, stains, and corrosion on the west wall.



Photograph No. 36
Station 70+40, track bed.





Photograph No. 37
Station 70+40, east wall.



Photograph No. 38
Station 70+40, ceiling.



Photograph No. 39
Station 70+40, ceiling, looking west.



Photograph No. 40
Station 70+40, west wall.



Photograph No. 41
Station 70+40, west catwalk.



Photograph No. 42
Station 70+40 - crack and efflorescence on the west wall.



Photograph No. 43
Station 70+50, track bed.



Photograph No. 44
Station 70+50, east wall.



Photograph No. 45
Station 70+50, ceiling.



Photograph No. 46
Station 70+50, ceiling, west portion.



Photograph No. 47
Station 70+50, upper portion of west wall.



Photograph No. 48
Station 70+50, lower portion of west wall.



Photograph No. 49
Station 70+60, track bed.



Photograph No. 50
Station 70+60, east wall.



Photograph No. 51
Station 70+60, ceiling.



Photograph No. 52
Station 70+60 - crack on the ceiling, looking west.



Photograph No. 53
Station 70+60, upper portion of west wall.



Photograph No.54
Station 70+60, lower portion of west wall.



Photograph No. 55
Station 70+70, track bed.



Photograph No. 56
Station 70+70, east wall.



Photograph No. 57
Station 70+70, ceiling. Note the crack.



Photograph No. 58
Station 70+70, upper portion of west wall.



Photograph No. 59
Station 70+70, lower portion of west wall.



Photograph No. 60
Station 70+80, track bed.



Photograph No. 61
Station 70+80, east wall.



Photograph No. 62
Station 70+80, ceiling.



Photograph No. 63
Station 70+80 - crack and efflorescence on the ceiling.



Photograph No. 64
Station 70+80 - cracks on the ceiling.



Photograph No. 65
Station 70+80, upper portion of west wall.



Photograph No. 66
Station 70+80, lower portion of west wall.



Photograph No. 67
Station 70+90, track bed.



Photograph No. 68
Station 70+90, east wall.



Photograph No. 69
Station 70+90, ceiling.



Photograph No. 70
Station 70+90, upper portion of west wall.



Photograph No. 71
Station 70+90, lower portion of west wall.



Photograph No. 72
Station 71+00 - marker for L2 71+00.



Photograph No. 73
Station 71+00, track bed.



Photograph No. 74
Station 71+00, east wall.



Photograph No. 75
Station 71+00, ceiling.



Photograph No. 76
Station 71+00, upper portion of west wall.



Photograph No. 77
Station 71+00, lower portion of west wall.



Photograph No. 78
Station 71+10, track bed.



Photograph No. 79
Station 71+10, east wall.



Photograph No. 80
Station 71+10, ceiling.



Photograph No. 81
Station 71+10, upper portion of west wall.



Photograph No. 82
Station 71+10, lower portion of west wall.



Photograph No. 83
Station 71+10 - crack on the west wall.



Photograph No. 84
Station 71+20, track bed.



Photograph No. 85
Station 71+20, east wall.



Photograph No. 86
Station 71+20 - cracks above east arch.



Photograph No. 87
Station 71+20, ceiling.



Photograph No. 88
Station 71+20, upper portion of west wall.



Photograph No. 89
Station 71+20, lower portion of west wall.



Photograph No. 90
Station 71+20 - stain and previous concrete repair on west wall.



Photograph No. 91
Station 71+20 - previous concrete repair and cracks on west wall.



Photograph No. 92
Station 71+30, track bed.



Photograph No. 93
Station 71+30, east wall.



Photograph No. 94
Station 71+30, ceiling.



Photograph No. 95
Station 71+30, upper portion of west wall.



Photograph No. 96
Station 71+30, lower portion of west wall.





Photograph No. 97
Station 71+30 - crack and stains on the west wall.



Photograph No. 98
Station 71+30 - crack and stains on the west wall.



Photograph No. 99
Station 71+40, track bed.



Photograph No. 100
Station 71+40, east wall.



Photograph No. 101
Station 71+40 - cracks above east arch.



Photograph No. 102
Station 71+40, ceiling.



Photograph No. 103
Station 71+40, upper portion of west wall. Note the stains.




Photograph No. 104
Station 71+40, lower portion of west wall. Note the stains.



Photograph No. 105
Station 71+50, track bed.



Photograph No. 106
Station 71+50, east wall.



Photograph No. 107
Station 71+50 - crack on the east wall.



Photograph No. 108
Station 71+50 - crack on the east wall.



Photograph No. 109
Station 71+50 - crack on the east wall.



Photograph No. 110
Station 71+50, ceiling.



Photograph No. 111
Station 71+50, upper portion of west wall. Note the stains.



Photograph No. 112
Station 71+50, lower portion of west wall. Note the stains.



Photograph No. 113
Station 71+60, track bed.



Photograph No. 114
Station 71+60, east wall.



Photograph No. 115
Station 71+60 - cracks above east arch.



Photograph No. 116
Station 71+60, ceiling.



Photograph No. 117
Station 71+60, upper portion of west wall. Note the stains.



Photograph No. 118
Station 71+60, lower portion of west wall. Note the cracks and stains.



Photograph No. 119
Station 71+70, track bed.



Photograph No. 120
Station 71+70, east wall.



Photograph No. 121
Station 71+70, ceiling.



Photograph No. 122
Station 71+70, upper portion of west wall.



Photograph No. 123
Station 71+70, lower portion of west wall.



Photograph No. 124
Station 71+80, track bed.





Photograph No. 125
Station 71+80, east wall.



Photograph No. 126
Station 71+80 - stains and efflorescence at the upper portion of the east wall.



Photograph No. 127
Station 71+80 - stains and efflorescence at the lower portion of the east wall.



Photograph No. 128
Station 71+80, ceiling.



Photograph No. 129
Station 71+80, upper portion of west wall.



Photograph No. 130
Station 71+80, lower portion of west wall.



Photograph No. 131
Station 71+90, track bed.



Photograph No. 132
Station 71+90, east wall.



Photograph No. 133
Station 71+90 - cracks above east arch.



Photograph No. 134
Station 71+90, ceiling.



Photograph No. 135
Station 71+90, upper portion of west wall.



Photograph No. 136
Station 71+90 - crack on the west wall.



Photograph No. 137
Station 71+90, lower portion of west wall. Note the crack and efflorescence.



Photograph No. 138
Station 72+00, track bed.



Photograph No. 139
Station 72+00, east wall.



Photograph No. 140
Station 72+00 - marker for L2 72+00.



Photograph No. 141
Station 72+00, ceiling.



Photograph No. 142
Station 72+00, upper portion of west wall.



Photograph No. 143
Station 72+00, lower portion of west wall.



Photograph No. 144
Station 72+00 - cracks on west wall.



Photograph No. 145
Station 72+00 - crack on west wall.



Photograph No. 146
Station 72+00 - crack and efflorescence on west wall.



Photograph No. 147
Station 72+10, track bed.



Photograph No. 148
Station 72+10, east wall.



Photograph No. 149
Station 72+10 - crack on east wall.



Photograph No. 150
Station 72+10 - cracks above east arch.



Photograph No. 151
Station 72+10, ceiling.



Photograph No. 152
Station 72+10, upper portion of west wall.



Photograph No. 153
Station 72+10, lower portion of west wall.



Photograph No. 154
Station 72+10 - crack on west wall.




Photograph No. 155
Station 72+10 - crack and efflorescence on west wall.



Photograph No. 156
Station 72+20, track bed.



Photograph No. 157
Station 72+20, east wall.



Photograph No. 158
Station 72+20 - cracks above east arch.



Photograph No. 159
Station 72+20, ceiling.



Photograph No. 160
Station 72+20, upper portion of west wall.



Photograph No. 161
Station 72+20, lower portion of west wall.



Photograph No. 162
Station 72+20 - crack and efflorescence on west wall.



Photograph No. 163
Station 72+30, track bed.



Photograph No. 164
Station 72+30, east wall.



Photograph No. 165
Station 72+30 - crack on east wall.



Photograph No. 166
Station 72+30 - damaged concrete on east wall.



Photograph No. 167
Station 72+30, ceiling.



Photograph No. 168
Station 72+30, upper portion of west wall.



Photograph No. 169
Station 72+30, lower portion of west wall.



Photograph No. 170
Station 72+40, track bed.



Photograph No. 171
Station 72+40, east wall.



Photograph No. 172
Station 72+40 - cracks above east arch.



Photograph No. 173
Station 72+40, ceiling.




Photograph No. 174
Station 72+40, upper portion of west wall.



Photograph No. 175
Station 72+40, lower portion of west wall.



Photograph No. 176
Station 72+50, track bed.



Photograph No. 177
Station 72+50, east wall.



Photograph No. 178
Station 72+50, ceiling.



Photograph No. 179
Station 72+50, upper portion of west wall.



Photograph No. 180
Station 72+50, lower portion of west wall.




Photograph No. 181
Station 72+50 - crack and efflorescence on west wall.



Photograph No. 182
Station 72+50 - crack on west wall.



Photograph No. 183
Station 72+60, track bed.



Photograph No. 184
Station 72+60, east wall.



Photograph No. 185
Station 72+60, ceiling.



Photograph No. 186
Station 72+60, upper portion of west wall.



Photograph No. 187
Station 72+60, lower portion of west wall.



Photograph No. 188
Station 72+60 - crack and efflorescence on west wall.



Photograph No. 189
Station 72+70, track bed.



Photograph No. 190
Station 72+70, east wall.



Photograph No. 191
Station 72+70 - cracks above east arch.



Photograph No. 192
Station 72+70, ceiling.



Photograph No. 193
Station 72+70, upper portion of west wall.



Photograph No. 194
Station 72+70, lower portion of west wall.



Photograph No. 195
Station 72+80, track bed.



Photograph No. 196
Station 72+80, east wall.



Photograph No. 197
Station 72+80 - stains and efflorescence on east wall.



Photograph No. 198
Station 72+80 - stains and efflorescence on east wall.



Photograph No. 199
Station 72+80, ceiling.



Photograph No. 200
Station 72+80, upper portion of west wall.



Photograph No. 201
Station 72+80, lower portion of west wall.



Photograph No. 202
Station 72+90, track bed.



Photograph No. 203
Station 72+90, east wall.



Photograph No. 204
Station 72+90 - cracks above east arch.



Photograph No. 205
Station 72+90, ceiling.



Photograph No. 206
Station 72+90, upper portion of west wall.



Photograph No. 207
Station 72+90, lower portion of west wall.



Photograph No. 208
Station 73+00 - marker for 73+00.



Photograph No. 209
Station 73+00, track bed.



Photograph No. 210
Station 73+00, east wall.




Photograph No. 211
Station 73+00, ceiling.



Photograph No. 212
Station 73+00, upper portion of west wall.



Photograph No. 213
Station 73+00, lower portion of west wall.



Photograph No. 214
Station 73+00 - crack on west wall.



Photograph No. 215
Station 73+00 - crack and efflorescence on west wall.



Photograph No. 216
Station 73+10, track bed.



Photograph No. 217
Station 73+10, east wall.



Photograph No. 218
Station 73+10 - cracks above east arch.



Photograph No. 219
Station 73+10 - cracks above east arch.



Photograph No. 220
Station 73+10, ceiling.




Photograph No. 221
Station 73+10, upper portion of west wall.



Photograph No. 222
Station 73+10, lower portion of west wall.



Photograph No. 223
Station 73+20, track bed.



Photograph No. 224
Station 73+20, east wall.



Photograph No. 225
Station 73+20 - crack and efflorescence on east wall.



Photograph No. 226
Station 73+20 - crack on east wall.



Photograph No. 227
Station 73+20, ceiling.



Photograph No. 228
Station 73+20, upper portion of west wall.



Photograph No. 229
Station 73+20, lower portion of west wall.



Photograph No. 230
Station 73+20 - stains and efflorescence on west wall.



Photograph No. 231
Station 73+20 - stains and efflorescence on west wall.



Photograph No. 232
Station 73+20 - stains and efflorescence on west wall.




Photograph No. 233
Station 73+30, track bed.



Photograph No. 234
Station 73+30, east wall.



Photograph No. 235
Station 73+30, ceiling.



Photograph No. 236
Station 73+30, upper portion of west wall.



Photograph No. 237
Station 73+30, lower portion of west wall.



Photograph No. 238
Station 73+40, track bed.



Photograph No. 239
Station 73+40, east wall.



Photograph No. 240
Station 73+40 - cracks above east arch.



Photograph No. 241
Station 73+40, ceiling.



Photograph No. 242
Station 73+40, upper portion of west wall.



Photograph No. 243
Station 73+40, lower portion of west wall.



Photograph No. 244
Station 73+50, track bed.



Photograph No. 245
Station 73+50, east wall.



Photograph No. 246
Station 73+50 - cracks above east arch.



Photograph No. 247
Station 73+50, ceiling.



Photograph No. 248
Station 73+50, upper portion of west wall.



Photograph No. 249
Station 73+50, lower portion of west wall.



Photograph No. 250
Station 73+50 - efflorescence on west wall.



Photograph No. 251
Station 73+60, track bed.



Photograph No. 252
Station 73+60, east wall.





Photograph No. 253
Station 73+60 - cracks above east arch.



Photograph No. 254
Station 73+60, ceiling.




Photograph No. 255
Station 73+60, upper portion of west wall.



Photograph No. 256
Station 73+60, lower portion of west wall.



Photograph No. 257
Station 73+70, track bed.



Photograph No. 258
Station 73+70, east wall.



Photograph No. 259
Station 73+70, ceiling.



Photograph No. 260
Station 73+70, upper portion of west wall.



Photograph No. 261
Station 73+70, lower portion of west wall.



Photograph No. 262
Station 73+80, track bed.



Photograph No. 263
Station 73+80, east wall.



Photograph No. 264
Station 73+80 - cracks above east arch.



Photograph No. 265
Station 73+80, ceiling.



Photograph No. 266
Station 73+80, upper portion of west wall.



Photograph No. 267
Station 73+80, lower portion of west wall.



Photograph No. 268
Station 73+80 - efflorescence on the west wall.



Photograph No. 269
Station 73+90, track bed.



Photograph No. 270
Station 73+90, east wall.



Photograph No. 271
Station 73+90, ceiling.



Photograph No. 272
Station 73+90, upper portion of west wall.



Photograph No. 273
Station 73+90, lower portion of west wall.



Photograph No. 274
Station 74+00 - marker for L2 74+00.



Photograph No. 275
Station 74+00, track bed.



Photograph No. 276
Station 74+00, east wall.



Photograph No. 277
Station 74+00, ceiling.



Photograph No. 278
Station 74+00, upper portion of west wall.



Photograph No. 279
Station 74+00, lower portion of west wall.



Photograph No. 280
Station 74+10, track bed.



Photograph No. 281
Station 74+10, east wall.



Photograph No. 282
Station 74+10 - cracks above east arch.



Photograph No. 283
Station 74+10, ceiling.



Photograph No. 284
Station 74+10, upper portion of west wall.



Photograph No. 285
Station 74+10, lower portion of west wall.



Photograph No. 286
Station 74+10 - crack and efflorescence on west wall.



Photograph No. 287
Station 74+10 - crack and efflorescence on west wall.



Photograph No. 288
Station 74+20, track bed.





Photograph No. 289
Station 74+20, east wall.



Photograph No. 290
Station 74+20, ceiling.



Photograph No. 291
Station 74+20, upper portion of west wall.



Photograph No. 292
Station 74+20, lower portion of west wall.



Photograph No. 293
Station 74+20 - stains and efflorescence on west wall.



Photograph No. 294
Station 74+30, track bed.



Photograph No. 295
Station 74+30, east wall.



Photograph No. 296
Station 74+30 - previous concrete repair on east wall.



Photograph No. 297
Station 74+30 - crack on east wall.



Photograph No. 298
Station 74+30, ceiling.



Photograph No. 299
Station 74+30, upper portion of west wall. Note the stains and efflorescence.



Photograph No. 300
Station 74+30, lower portion of west wall. Note the stains and efflorescence.



Photograph No. 301
Station 74+40, track bed.



Photograph No. 302
Station 74+40, east wall.



Photograph No. 303
Station 74+40 - cracks and stains above east arch.



Photograph No. 304
Station 74+40, ceiling.



Photograph No. 305
Station 74+40, upper portion of west wall.



Photograph No. 306
Station 74+40, lower portion of west wall.



Photograph No. 307
Station 74+40 - crack on west wall.



Photograph No. 308
Station 74+50, track bed.



Photograph No. 309
Station 74+50, east wall.



Photograph No. 310
Station 74+50 - crack on east wall.



Photograph No. 311
Station 74+50 - crack on east wall.



Photograph No. 312
Station 74+50, ceiling.



Photograph No. 313
Station 74+50 - crack on ceiling.



Photograph No. 314
Station 74+50, upper portion of west wall.



Photograph No. 315
Station 74+50, lower portion of west wall.



Photograph No. 316
Station 74+50 - crack on catwalk.





Photograph No. 317
Station 74+60, track bed.



Photograph No. 318
Station 74+60, east wall.



Photograph No. 319
Station 74+60 - cracks above east arch.



Photograph No. 320
Station 74+60, ceiling.



Photograph No. 321
Station 74+60, upper portion of west wall.



Photograph No. 322
Station 74+60, lower portion of west wall.




Photograph No. 323
Station 74+60 - typical foothold at side of catwalk.



Photograph No. 324
Station 74+70, track bed.





Photograph No. 325
Station 74+70, east wall.



Photograph No. 326
Station 74+70 - crack and stains on ceiling, looking east.



Photograph No. 327
Station 74+70, ceiling.



Photograph No. 328
Station 74+70, upper portion of west wall.



Photograph No. 329
Station 74+70, lower portion of west wall.



Photograph No. 330
Station 74+70 - crack on catwalk.



Photograph No. 331
Station 74+80, track bed.



Photograph No. 332
Station 74+80, east wall.



Photograph No. 333
Station 74+80 - previous concrete repair on east wall.



Photograph No. 334
Station 74+80 - crack on east wall.



Photograph No. 335
Station 74+80, ceiling.



Photograph No. 336
Station 74+80, upper portion of west wall.



Photograph No. 337
Station 74+80, lower portion of west wall.



Photograph No. 338
Station 74+80 - crack on catwalk.



Photograph No. 339
Station 74+90, track bed.



Photograph No. 340
Station 74+90, east wall.



Photograph No. 341
Station 74+90 - cracks above east arch.



Photograph No. 342
Station 74+90, ceiling.



Photograph No. 343
Station 74+90, upper portion of west wall.



Photograph No. 344
Station 74+90, lower portion of west wall.



Photograph No. 345
Station 74+90 - crack on west wall.



Photograph No. 346
Station 74+90 - crack on west wall.



Photograph No. 347
Station 74+90 - crack on catwalk.



Photograph No. 348
Station 75+00 - marker for L2 75+00.





Photograph No. 349
Station 75+00, track bed.



Photograph No. 350
Station 75+00, east wall.



Photograph No. 351
Station 75+00, ceiling.



Photograph No. 352
Station 75+00, upper portion of west wall.



Photograph No. 353
Station 75+00, lower portion of west wall.



Photograph No. 350
Station 75+07 - vertical crack on east wall.



Photograph No. 355
Station 75+07 - crack on ceiling.



Photograph No. 356
Station 75+09 - crack on upper portion of west wall.



Photograph No. 357
Station 75+10, track bed.



Photograph No. 358
Station 75+10, east wall.



Photograph No. 359
Station 75+10, ceiling.



Photograph No. 360
Station 75+10, upper portion of west wall.



Photograph No. 361
Station 75+10, lower portion of west wall.



Photograph No. 362
Station 75+15 - vertical crack on east wall.



Photograph No. 363
Station 75+15 - crack in ceiling.



Photograph No. 364
Station 75+15 - crack in upper portion of west wall.



Photograph No. 365
Station 75+20, track bed.



Photograph No. 366
Station 75+20, east wall.



Photograph No. 367
Station 75+20, ceiling.



Photograph No. 368
Station 75+20, upper portion of west wall.



Photograph No. 369
Station 75+20, lower portion of west wall.



Photograph No. 370
Station 75+28 - cracks in ceiling.



Photograph No. 371
Station 75+27 - vertical crack in upper portion of west wall.



Photograph No. 372
Station 75+30, track bed.



Photograph No. 373
Station 75+30, east wall.



Photograph No. 374
Station 75+30, ceiling.



Photograph No. 375
Station 75+30, upper portion of west wall.



Photograph No. 376
Station 75+30, lower portion of west wall.





Photograph No. 377
Station 75+35 - vertical crack in east wall.



Photograph No. 378
Station 75+40, track bed.



Photograph No. 379
Station 75+40, east wall.



Photograph No. 380
Station 75+40, ceiling.



Photograph No. 381
Station 75+40, upper portion of west wall.



Photograph No. 382
Station 75+40, lower portion of west wall.



Photograph No. 383
Station 75+44 - vertical crack on east wall.



Photograph No. 384
Station 75+49 - crack in ceiling.



Photograph No. 385
Station 75+50, track bed.



Photograph No. 386
Station 75+50, east wall.



Photograph No. 387
Station 75+50, ceiling.



Photograph No. 388
Station 75+50, upper portion of west wall.



Photograph No. 389
Station 75+50, lower portion of west wall.



Photograph No. 390
Station 75+55 - crack in ceiling.



Photograph No. 391
Station 75+60, track bed.



Photograph No. 392
Station 75+60, east wall.





Photograph No. 393
Station 75+60, ceiling.



Photograph No. 394
Station 75+60, upper portion of west wall.



Photograph No. 395
Station 75+60, lower portion of west wall.



Photograph No. 396
Station 75+60 - crack in east portion of ceiling.



Photograph No. 397
Station 75+60 - crack in west portion of ceiling.



Photograph No. 398
Station 75+70, track bed.



Photograph No. 399
Station 75+70, east wall.



Photograph No. 400
Station 75+70, ceiling.





Photograph No. 401
Station 75+70, upper portion of west wall.



Photograph No. 402
Station 75+70, lower portion of west wall.



Photograph No. 403
Station 75+70 - vertical crack in east wall.



Photograph No. 404
Station 75+70 - cracks in ceiling.



Photograph No. 405
Station 75+75 - crack in ceiling.



Photograph No. 406
Station 75+80, track bed.



Photograph No. 407
Station 75+80, east wall.



Photograph No. 408
Station 75+80, ceiling.





Photograph No. 409
Station 75+80, upper portion of west wall.



Photograph No. 410
Station 75+80, lower portion of west wall.



Photograph No. 411
Station 75+85 - cracks in ceiling.



Photograph No. 412
Station 75+90, track bed.



Photograph No. 413
Station 75+90, east wall.



Photograph No. 414
Station 75+90, ceiling.



Photograph No. 415
Station 75+90, upper portion of west wall.



Photograph No. 416
Station 75+90, lower portion of west wall.






Photograph No. 417
Station 75+90 - crack in safety walkway.



Photograph No. 418
Station 75+94 - crack in east portion of ceiling.



Photograph No. 419
Station 75+94 - crack in west portion of ceiling.



Photograph No. 420
Station 76+00, track bed.





Photograph No. 421
Station 76+00, east wall.



Photograph No. 422
Station 76+00, ceiling.



Photograph No. 423
Station 76+00, upper portion of west wall.



Photograph No. 424
Station 76+00, lower portion of west wall.



Photograph No. 425
Station 76+00 - crack in east portion of ceiling.



Photograph No. 426
Station 76+00 - crack in west portion of ceiling.



Photograph No. 427
Station 76+08 - crack in east portion of ceiling.



Photograph No. 428
Station 76+08 - crack in west portion of ceiling.



Photograph No. 429
Station 76+08 - crack in west safety walkway.



Photograph No. 430
Station 76+10, track bed.



Photograph No. 431
Station 76+10, east wall.



Photograph No. 432
Station 76+10, ceiling.





Photograph No. 433
Station 76+10, upper portion of west wall.



Photograph No. 434
Station 76+10, lower portion of west wall.



Photograph No. 435
Station 76+15 - crack in ceiling.



Photograph No. 436
Station 76+15 - three vertical cracks in east wall.



Photograph No. 437
Station 76+20, track bed.



Photograph No. 438
Station 76+20, east wall.



Photograph No. 439
Station 76+20, ceiling.



Photograph No. 440
Station 76+20, upper portion of west wall.



Photograph No. 441
Station 76+20, lower portion of west wall.



Photograph No. 442
Station 76+22 - vertical crack in east wall.



Photograph No. 443
Station 76+22 - vertical crack in west wall.



Photograph No. 444
Station 76+28 - crack in ceiling.



Photograph No. 445
Station 76+30, track bed.



Photograph No. 446
Station 76+30, east wall.



Photograph No. 447
Station 76+30, ceiling.



Photograph No. 448
Station 76+30, upper portion of west wall.



Photograph No. 449
Station 76+30, lower portion of west wall.



Photograph No. 450
Station 76+40, track bed.



Photograph No. 451
Station 76+40, east wall.



Photograph No. 452
Station 76+40, ceiling.



Photograph No. 453
Station 76+40, upper portion of west wall.



Photograph No. 454
Station 76+40, lower portion of west wall.



Photograph No. 455
Station 76+40 - vertical crack in east wall.



Photograph No. 456
Station 76+50, track bed.



Photograph No. 457
Station 76+50, east wall.



Photograph No. 458
Station 76+50, ceiling.



Photograph No. 459
Station 76+50, upper portion of west wall.



Photograph No. 460
Station 76+50, lower portion of west wall.



Photograph No. 461
Station 76+55 - longitudinal crack in ceiling.



Photograph No. 462
Station 76+60, track bed.



Photograph No. 463
Station 76+60, east wall.



Photograph No. 464
Station 76+60, ceiling.



Photograph No. 465
Station 76+60, upper portion of west wall.



Photograph No. 466
Station 76+60, lower portion of west wall.



Photograph No. 467
Station 76+60 - crack in safety walkway.



Photograph No. 468
Station 76+65 - crack in ceiling.



Photograph No. 469
Station 76+70, track bed.



Photograph No. 470
Station 76+70, east wall.



Photograph No. 471
Station 76+70, ceiling.



Photograph No. 472
Station 76+70, upper portion of west wall.



Photograph No. 473
Station 76+70, lower portion of west wall.



Photograph No. 474
Station 76+70 - vertical crack in east wall.



Photograph No. 475
Station 76+75 - vertical crack in upper portion of east wall.



Photograph No. 476
Station 76+80, track bed.



Photograph No. 477
Station 76+80, east wall.



Photograph No. 478
Station 76+80, ceiling.



Photograph No. 479
Station 76+80, upper portion of west wall.



Photograph No. 480
Station 76+80, lower portion of west wall.





Photograph No. 481
Station 76+85 - vertical crack in upper portion of west wall.



Photograph No. 482
Station 76+90, track bed.



Photograph No. 483
Station 76+90, east wall.



Photograph No. 484
Station 76+90, ceiling.



Photograph No. 485
Station 76+90, upper portion of west wall.



Photograph No. 486
Station 76+90, lower portion of west wall.



Photograph No. 487
Station 76+95 - vertical crack above east arch.



Photograph No. 488
Station 76+95 - crack in ceiling.



Photograph No. 489
Station 77+00, track bed.



Photograph No. 490
Station 77+00, east wall.



Photograph No. 491
Station 77+00, ceiling.



Photograph No. 492
Station 77+00, upper portion of west wall.





Photograph No. 493
Station 77+00, lower portion of west wall.



Photograph No. 494
Station 77+00 - diagonal crack in upper portion of east wall.



Photograph No. 495
Station 77+10, track bed.



Photograph No. 496
Station 77+10, east wall.



Photograph No. 497
Station 77+10, ceiling.



Photograph No. 498
Station 77+10, upper portion of west wall.



Photograph No. 499
Station 77+10, lower portion of west wall.



Photograph No. 500
Station 77+12 - vertical crack above east arch.



Photograph No. 501
Station 77+12 - crack in ceiling.



Photograph No. 502
Station 77+20, track bed.



Photograph No. 503
Station 77+20, east wall.



Photograph No. 504
Station 77+20, ceiling. Note cracks and stalagmites.





Photograph No. 505
Station 77+20, upper portion of west wall.



Photograph No. 506
Station 77+20, lower portion of west wall.



Photograph No. 507
Station 77+30, track bed.



Photograph No. 508
Station 77+30, east wall.





Photograph No. 509
Station 77+30, ceiling.



Photograph No. 510
Station 77+30, upper portion of west wall.



Photograph No. 511
Station 77+30, lower portion of west wall.



Photograph No. 512
Station 77+40, track bed.





Photograph No. 513
Station 77+40, east wall.



Photograph No. 514
Station 77+40, ceiling.



Photograph No. 515
Station 77+40, upper portion of west wall.



Photograph No. 516
Station 77+40, lower portion of west wall.





Photograph No. 517
Station 77+40 - vertical crack above east arch.



Photograph No. 518
Station 77+50, track bed.



Photograph No. 519
Station 77+50, east wall.



Photograph No. 520
Station 77+50, ceiling.



Photograph No. 521
Station 77+50, upper portion of west wall.



Photograph No. 522
Station 77+50, lower portion of west wall.



Photograph No. 523
Station 77+51 - crack in ceiling.



Photograph No. 524
Station 77+53 - crack in ceiling.



Photograph No. 525
Station 77+60, track bed.



Photograph No. 526
Station 77+60, east wall.



Photograph No. 527
Station 77+60, ceiling.



Photograph No. 528
Station 77+60, upper portion of west wall.



Photograph No. 529
Station 77+60, lower portion of west wall.



Photograph No. 530
Station 77+65 - transverse crack in ceiling.



Photograph No. 531
Station 77+67 - vertical crack above east arch.



Photograph No. 532
Station 77+70, track bed.



Photograph No. 533
Station 77+70, east wall.



Photograph No. 534
Station 77+70, ceiling.



Photograph No. 535
Station 77+70, upper portion of west wall.



Photograph No. 536
Station 77+70, lower portion of west wall.



Photograph No. 537
Station 77+70 - crack in west walkway.



Photograph No. 538
Station 77+80, track bed.



Photograph No. 539
Station 77+80, east wall.



Photograph No. 540
Station 77+80, ceiling.



Photograph No. 541
Station 77+80, upper portion of west wall.



Photograph No. 542
Station 77+80, lower portion of west wall.



Photograph No. 543
Station 77+90 - vertical crack in east arch.



Photograph No. 544
Station 77+90 - transverse crack in ceiling.



Photograph No. 545
Station 78+00, track bed.



Photograph No. 546
Station 78+00, east wall.



Photograph No. 547
Station 78+00, ceiling.



Photograph No. 548
Station 78+00, upper portion of west wall.





Photograph No. 549
Station 78+00, lower portion of west wall.



Photograph No. 550
Station 78+20 - vertical crack above east arch.



Photograph No. 551
Station 78+20, track bed.



Photograph No. 552
Station 78+20, east wall.



Photograph No. 553
Station 78+20, ceiling.



Photograph No. 554
Station 78+20, upper portion of west wall.



Photograph No. 555
Station 78+20, lower portion of west wall.



Photograph No. 556
Station 78+40 - crack in ceiling.



Photograph No. 557
Station 78+40 - vertical crack in east wall.



Photograph No. 558
Station 78+40, track bed.



Photograph No. 559
Station 78+40, east wall.



Photograph No. 560
Station 78+40, ceiling.



Photograph No. 561
Station 78+40, upper portion of west wall.



Photograph No. 562
Station 78+40, lower portion of west wall.



Photograph No. 563
Station 78+50, track bed



Photograph No. 564
Station 78+50, east wall.



Photograph No. 565
Station 78+75 - vertical crack above east arch.



Photograph No. 566
Station 78+50, ceiling.



Photograph No. 567
Station 78+50, upper portion of west wall.



Photograph No. 568
Station 78+50, lower portion of west wall.



Photograph No. 569
Station 79+00, track bed



Photograph No. 570
Station 79+00, east wall.



Photograph No. 571
Station 79+00, ceiling.



Photograph No. 572
Station 79+00, upper portion of west wall.



Photograph No. 573
Station 79+00, lower portion of west wall.



**Preconstruction Condition Survey
The Wharf
Washington, DC**

**Appendix III
Vent Shaft**

We observed and documented the existing accessible interior and exterior portions of the vent shaft. We also observed the existing accessible portions of the storage areas between tracks 1 and 2.

Our documentation includes general mosaic photographs, along with detailed photographs of distresses observed. Our observations of the building were limited to the readily accessible areas only. Areas obscured by vegetation, vehicles, equipment, stored items, etc. are not considered readily accessible areas.

Typical observed conditions include:

- Cracks in the concrete walls
- Stains and efflorescence

Conditions observed and documented are presented in Appendix III, Photographs No. 1 through 205. Digital images of the photographs are available through ECS for a period of seven years from the date of this report.



Photograph No. 1

View of storage area between tracks from track 1.



Photograph No. 2

Storage area, section 1, looking north toward arch 1.



Photograph No. 3

Storage area, section 1, upper north portion.



Photograph No. 4

Storage area, section 1, lower north portion.



Photograph No. 5
Storage area, section 1, middle portion.



Photograph No. 6
Storage area, section 1, upper middle portion.



Photograph No. 7
Storage area, section 1, lower middle portion.



Photograph No. 8
Storage area, section 1, looking south.



Photograph No. 9
Storage area, section 1, upper south portion.



Photograph No. 10
Storage area, section 1, lower south portion.



Photograph No. 11
Looking south toward the storage area between the tracks.



Photograph No. 12
Storage area, section 2, looking north toward arch 2.



Photograph No. 13
Storage area, section 2, upper north portion.



Photograph No. 14
Storage area, section 2, lower north portion.



Photograph No. 15
Storage area, section 2, middle portion.



Photograph No. 16
Storage area, section 2, upper middle portion. Note the cracks.



Photograph No. 17
Storage area, section 2, lower middle portion.



Photograph No. 18
Storage area, section 2, looking south.



Photograph No. 19
Storage area, section 2, upper south portion.



Photograph No. 20
Storage area, section 2, lower south portion.



Photograph No. 21
Looking south toward the storage area between the tracks.



Photograph No. 22
Storage area, section 3, looking north toward arch 3.



Photograph No. 23
Storage area, section 3, upper north portion.



Photograph No. 24
Storage area, section 3, lower north portion.



Photograph No. 25
Storage area, section 3, middle portion.



Photograph No. 26
Storage area, section 3, upper middle portion.



Photograph No. 27
Storage area, section 3, lower middle portion.



Photograph No. 28
Storage area, section 3, looking south.



Photograph No. 29
Storage area, section 3, upper south portion.



Photograph No. 30
Storage area, section 3, lower south portion.



Photograph No. 31
Storage area, section 3. Close up of previous concrete repair.



Photograph No. 32
Storage area, section 3, looking south at the floor.



Photograph No. 33
Main room at entrance to tracks from vent shaft.



Photograph No. 34
Main room, southwest wall. Note the cracks, stains, and efflorescence.



Photograph No. 35
Main room, southwest wall. Close up of the crack, stains, and efflorescence.



Photograph No. 36
Main room, southwest wall. Close up of the stains and efflorescence.



Photograph No. 37
Main room, stair at the southwest wall.



Photograph No. 38
Platform, ceiling, looking south.



Photograph No. 39
Platform, south wall.



Photograph No. 40
Platform, floor, southwest portion.



Photograph No. 41
Platform, floor, southeast portion.



Photograph No. 42
Platform, south wall.



Photograph No. 43
Platform, ceiling, looking south.



Photograph No. 44
Platform, looking south.



Photograph No. 45
Platform, floor, middle west portion.



Photograph No. 46
Platform. Close up of condition of concrete.



Photograph No. 47
Platform. Close up of condition of concrete.



Photograph No. 48
Platform, floor, middle east portion.



Photograph No. 49
Platform, ceiling, looking north.



Photograph No. 50
Platform, looking north.



Photograph No. 51
Platform, floor, middle west portion.



Photograph No. 52
Platform, north wall.



Photograph No. 53
Platform, floor, northwest portion.



Photograph No. 54
Platform, floor, below stair.



Photograph No. 55
Platform, north wall, east portion.



Photograph No. 56
Platform, floor, northeast portion.



Photograph No. 57
Platform, floor, close up of northeast portion.



Photograph No. 58
Main room, looking up at north wall.



Photograph No. 59
Main room, lower portion of north wall.



Photograph No. 60
Main room, looking up at east wall.



Photograph No. 61
Main room, lower north portion of east wall.



Photograph No. 62
Main room, looking up at east wall.



Photograph No. 63
Main room, lower south portion of east wall.



Photograph No. 64
Main room, east wall, middle north portion.



Photograph No. 65
Main room, east wall, close up of stain.



Photograph No. 66
Main room, northeast corner, close up of efflorescence.



Photograph No. 67
Main room, east wall, middle south portion.



Photograph No. 68
Main room, east wall, upper north portion.



Photograph No. 69
Main room, east wall, upper south portion.



Photograph No. 70
Main room, lower south wall.



Photograph No. 71
Main room, upper south wall.



Photograph No. 72
Main room, west wall.



Photograph No. 73
Main room, west wall, close up of efflorescence.



Photograph No. 74
Main room, west wall.



Photograph No. 75
Main room, northwest corner. Note the efflorescence.



Photograph No. 76
Main room, northwest corner.



Photograph No. 77
Main room, northwest corner.



Photograph No. 78
Main room, northwest corner. Note the efflorescence.



Photograph No. 79
Main room, northwest corner, close up of efflorescence.



Photograph No. 80
Main room, west wall at the stair.



Photograph No. 81
Main room, west wall at the stair.



Photograph No. 82
Main room, west wall, top of the stair. Note the efflorescence.



Photograph No. 83
Main room, west wall at the stair.



Photograph No. 84
Main room, upper portion, north wall.



Photograph No. 85

Main room, upper portion, close up of crack and efflorescence.



Photograph No. 86

Main room, upper portion, east end of north wall.



Photograph No. 87

Main room, upper portion, close up of stains and efflorescence.



Photograph No. 88

Main room, upper portion, north end of east wall.



Photograph No. 89

Main room, upper portion, northeast corner, close up of efflorescence.



Photograph No. 90

Main room, upper portion, east wall, close up of efflorescence.



Photograph No. 91

Main room, upper portion, east wall, close up of stains and efflorescence.



Photograph No. 92

Main room, upper portion, south end of east wall.



Photograph No. 93

Main room, upper portion, close up of stains and efflorescence.



Photograph No. 94

Main room, upper portion, south wall.



Photograph No. 95

Main room, upper portion, west wall.



Photograph No. 96

Main room, upper portion, looking down at west wall.



Photograph No. 97
Main room, upper portion, looking down at west wall.



Photograph No. 98
Main room, upper portion, west wall at the stair.



Photograph No. 99
Main room, upper portion, west wall at the stair, close up of efflorescence.



Photograph No. 100
Main room, upper portion, west wall at the stair.



Photograph No. 101

Main room, upper portion, west wall at the stair, close up of efflorescence.



Photograph No. 102

Main room, upper portion, west wall at the stair.



Photograph No. 103

Main room, upper portion, looking north at the stair.



Photograph No. 104

Main room, ceiling, section 1, northeast corner.



Photograph No. 105
Main room, ceiling, section 2.



Photograph No. 106
Main room, ceiling, section 3, south end.




Photograph No. 107
Main room, ceiling, section 3, close up of cracks.




Photograph No. 108
Main room, ceiling, section 4, southwest corner.



Photograph No. 109
Main room, ceiling, section 5.



Photograph No. 110
Main room, ceiling, section 6, northwest corner.



Photograph No. 111
Main room, ceiling, section 7.



Photograph No. 112
Main room, ceiling, section 8, middle portion.



Photograph No. 113
Main room, upper level, north wall.



Photograph No. 114
Main room, upper level, north wall.



Photograph No. 115
Main room, upper level, north wall.



Photograph No. 116
Main room, upper level, north wall, looking down at crack and efflorescence.



Photograph No. 117

Main room, upper level, north wall, close up of crack and efflorescence.



Photograph No. 118

Main room, upper level, south wall, east portion.




Photograph No. 119

Main room, upper level, south wall, upper west portion.



Photograph No. 120

Main room, upper level, south wall, lower west portion.



Photograph No. 121
Main room, upper level, west wall, south end.



Photograph No. 122
Main room, upper level, west wall, above south fan unit.



Photograph No. 123
Main room, upper level, west wall, between south and south-center fan units.



Photograph No. 124
Main room, upper level, west wall, above south-center fan unit.



Photograph No. 125

Main room, upper level, west wall, between south-center and north-center fan units.



Photograph No. 126

Main room, upper level, west wall, above north-center fan unit.



Photograph No. 127

Main room, upper level, west wall, between north-center and north fan units.



Photograph No. 128

Main room, upper level, west wall, above north fan unit.



Photograph No. 129
Main room, upper level, west wall, north end.



Photograph No. 130
Main room, upper level, southwest portion of ceiling.




Photograph No. 131
Main room, upper level, northwest portion of ceiling.



Photograph No. 132
Upper fan room, north wall, upper portion.



Photograph No. 133
Upper fan room, north wall, middle portion.



Photograph No. 134
Upper fan room, north wall, lower-west portion.



Photograph No. 135
Upper fan room, north wall, lower-west portion - vertical cracks and efflorescence.



Photograph No. 136
Upper fan room, north wall, lower-east portion.



Photograph No. 137

Upper fan room, north wall, lower-east portion - vertical crack and efflorescence.



Photograph No. 138

Upper fan room, east wall, north end, upper portion.



Photograph No. 139

Upper fan room, east wall, north end, middle-upper portion.



Photograph No. 140

Upper fan room, east wall, north end, middle-lower portion.



Photograph No. 141
Upper fan room, east wall, north end, lower portion.



Photograph No. 142
Upper fan room, east wall, north-center section, upper portion.



Photograph No. 143
Upper fan room, east wall, north-center section, middle-upper portion.



Photograph No. 144
Upper fan room, east wall, north-center section, middle-lower portion.




Photograph No. 145

Upper fan room, east wall, north-center section, lower portion.



Photograph No. 146

Upper fan room, east wall, south-center section, upper portion.



Photograph No. 147

Upper fan room, east wall, south-center section, middle-upper portion.



Photograph No. 148


Upper fan room, east wall, south-center section, middle-lower portion.



Photograph No. 149
Upper fan room, east wall, south-center section, lower portion.



Photograph No. 150
Upper fan room, east wall, south end, upper portion.



Photograph No. 151
Upper fan room, east wall, south end, middle-upper portion.



Photograph No. 152
Upper fan room, east wall, south end, middle portion.



Photograph No. 153
Upper fan room, east wall, south end, middle-lower portion.



Photograph No. 154
Upper fan room, east wall, south end, lower portion.



Photograph No. 155
Upper fan room, south wall, lower-east portion.



Photograph No. 156
Upper fan room, south wall, lower-east portion - vertical crack and efflorescence.



Photograph No. 157

Upper fan room, south wall, lower-east portion - vertical crack and efflorescence.



Photograph No. 158

Upper fan room, west wall, south section, upper portion.



Photograph No. 159

Upper fan room, west wall, south section, middle portion.



Photograph No. 160

Upper fan room, west wall, south section, lower portion.



Photograph No. 161
Upper fan room, west wall, south section, upper portion.



Photograph No. 162
Upper fan room, west wall, south section, middle portion.



Photograph No. 163
Upper fan room, west wall, south section, lower portion.



Photograph No. 164
Upper fan room, west wall, middle-north section, upper portion.





Photograph No. 165
Upper fan room, west wall, middle-north section, middle portion.



Photograph No. 166
Upper fan room, west wall, middle-north section, lower portion. Note efflorescence.



Photograph No. 167
Upper fan room, west wall, middle-south section, upper portion.



Photograph No. 168
Upper fan room, west wall, middle-south section, middle portion.



Photograph No. 169

Upper fan room, west wall, middle-south section, lower portion. Note efflorescence.



Photograph No. 170

Upper fan room, west wall, south end, upper portion.



Photograph No. 171

Upper fan room, west wall, south end, middle portion.



Photograph No. 172

Upper fan room, west wall, south end, lower portion.



Photograph No. 173
Upper fan room floor, north section, west end.



Photograph No. 174
Upper fan room floor, north section, center portion.



Photograph No. 175
Upper fan room floor, north section, east end.



Photograph No. 176
Upper fan room floor, south section, west end.



Photograph No. 177
Upper fan room floor, south section, center portion.



Photograph No. 178
Upper fan room floor, south section, east end.



Photograph No. 179
Exterior of main vent shaft, south wall.



Photograph No. 180
Exterior of main vent shaft, south wall, close up of rust stains.



Photograph No. 181

Exterior of main vent shaft, south wall, close up of rust stains.



Photograph No. 182

Exterior of main vent shaft, south wall, close up of rust stains.



Photograph No. 183

Exterior of main vent shaft, south wall, construction joint in concrete.



Photograph No. 184

Vent shaft exterior, southeast side.




Photograph No. 185
Vent shaft exterior, close up of southeast side.



Photograph No. 186
Vent shaft exterior, steps at the south corner.



Photograph No. 187
Vent shaft exterior, steps at the south corner.



Photograph No. 188
Vent shaft exterior, steps at the south corner.



Photograph No. 189
Vent shaft exterior, south end of deck.



Photograph No. 190
Vent shaft exterior, looking northeast at deck.



Photograph No. 191
Vent shaft exterior, south corner of deck.



Photograph No. 192
Vent shaft exterior, looking northeast at deck.



Photograph No. 193
Vent shaft exterior, north end of deck.



Photograph No. 194
Vent shaft exterior, northwest side, section 1.



Photograph No. 195
Vent shaft exterior, northwest side, close up of separation.



Photograph No. 196
Vent shaft exterior, northwest side, close up of separation.



Photograph No. 197

Vent shaft exterior, northwest side, close up of separation.



Photograph No. 198

Vent shaft exterior, northwest side, section 2.



Photograph No. 199

Vent shaft exterior, northwest side, section 3.



Photograph No. 200

Vent shaft exterior, northwest side, close up of crack.



Photograph No. 201

Vent shaft exterior, northwest side, close up of crack.



Photograph No. 202

Vent shaft exterior, northwest side, section 4.



Photograph No. 203

Vent shaft exterior, northwest side, section 5.



Photograph No. 204

Vent shaft exterior, northwest side, looking north.



Photograph No. 205

Looking south toward the vent shaft and project site.