

General Data

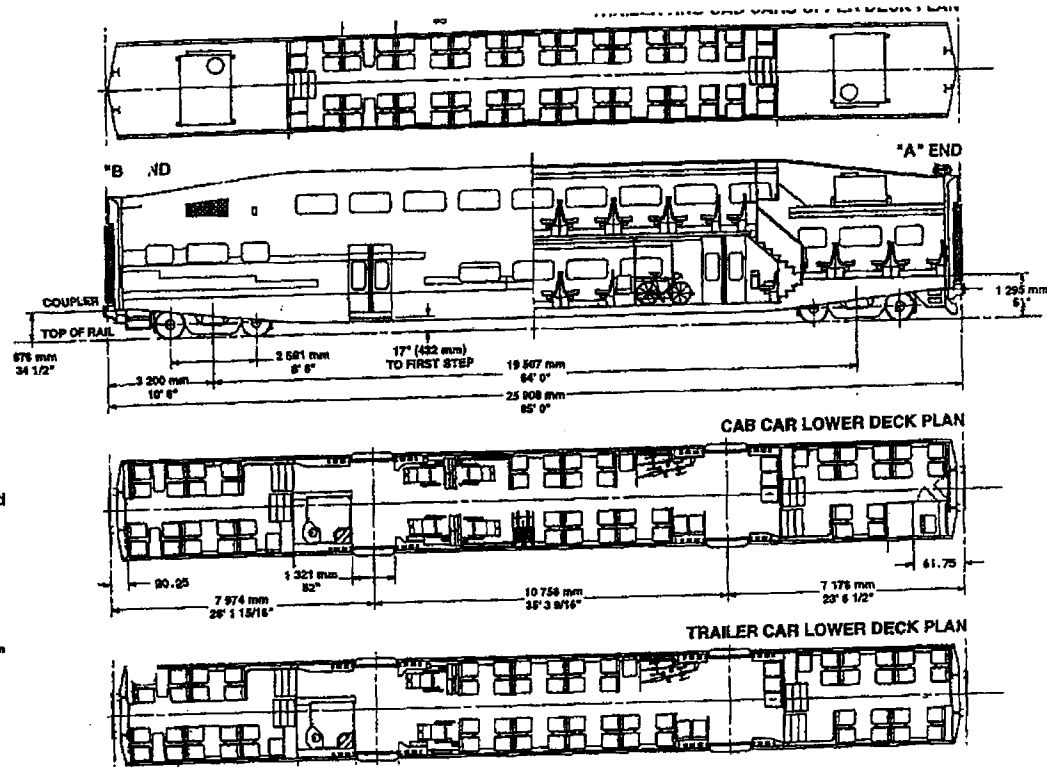
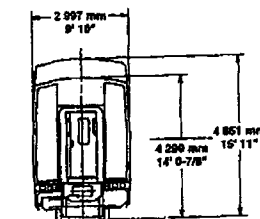
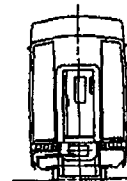
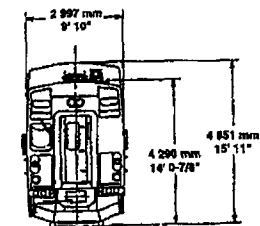
Type of vehicle	Bi-Level Commuter Car
Owner	Southern California Regional Rail Authority
Operator	Amtrak
Total order	87 vehicles (31 cab cars)
Train consist	Up to 10 vehicles

Weight and Capacity

	Metric	Imperial
Empty weight (Trailer car)	50 200 kg	111,000 lbs
Empty weight (Cab car)	51 800 kg	114,500 lbs
Seating	Cab Cars	Trailer Cars
-with wheelchairs & bicycles	134	146
-without wheelchairs or bicycles	142	149
Crush load	380 passengers	

Miscellaneous

Underframe	Low-alloy, high-tensile steel
Superstructure	Aluminum alloy structure and sheathing, painted
Floor	Plymetal covered with carpet or rubber flooring
Doors	Two pneumatically operated two-leaf sliding pocket doors per side, service doors at each end
Side windows	Fixed, tinted double glazed, meeting FRA Type II standards
Fixed seats	Aluminum frames, molded fiberglass with upholstered inserts
Trucks/Bogies	Two per vehicle, cast steel with inboard bearings
Primary suspension	Chevron rubber spring
Secondary suspension	Air spring
Wheelslide protection	Yes
Brakes	Pneumatic tread brakes and disk brakes
Parking brake	Mechanical hand brake
Heating	Electric convection floor heaters, overhead air heaters
Air conditioning	Two self-contained units, one at each end of vehicle
Toilet room	One per car, fully accessible



Electrical System

Power supply	480 V, 3 ph, 60 Hz head end power
Low-voltage power supply	36 VDC, nickel-cadmium emergency battery
Auxiliary power supply	Static battery charger and low-voltage power supply
Interior lighting	Fluorescent

Performance

	Metric	Imperial
Maximum design speed	160.8 km	100 mph
Maximum operating speed	135.2 km	84 mph
Service braking	2.41 kmphps	1.5 mphps
Emergency braking	2.9 mphps	1.8 mphps
Minimum horizontal curve radius	76.2 m	250 ft
Minimum vertical curve radius	609.6 m	2,000 ft

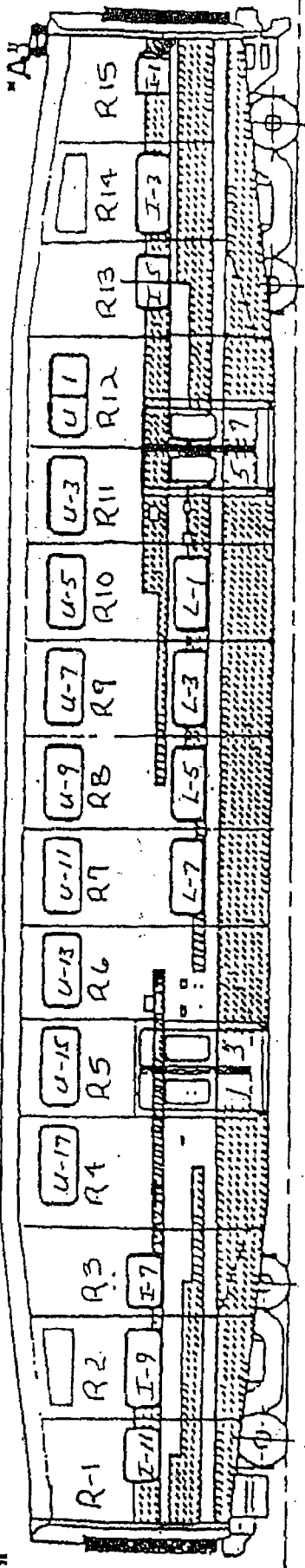
Dimensions

	Metric	Imperial
Length (over couplers)	25 908 mm	85' 0"
Length (over body ends)	25 705 mm	84' 4"
Width (over side sheets)	2 997 mm	9' 10"
Height (rail to roof)	4 851 mm	15' 11"
Height (rail to lower floor)	635 mm	2' 1"
Headroom (center aisle)	2 007 mm	6' 7"
Doorway width	1 321 mm	52"
Doorway height	1 981 mm	6' 6"
Step height (above standard low platform)	254 mm	10"
Step height (above top of rail)	432 mm	17"
Truck centers	19 507 mm	64' 0"
Truck wheelbase	2 591 mm	8' 6"
Track gauge	1 435 mm	4' 8 1/2"
Wheel diameter	838 mm	33"
Aisle width (upper deck)	735 mm	28' 15/16"
Aisle width (lower deck)	756 mm	28' 3/4"

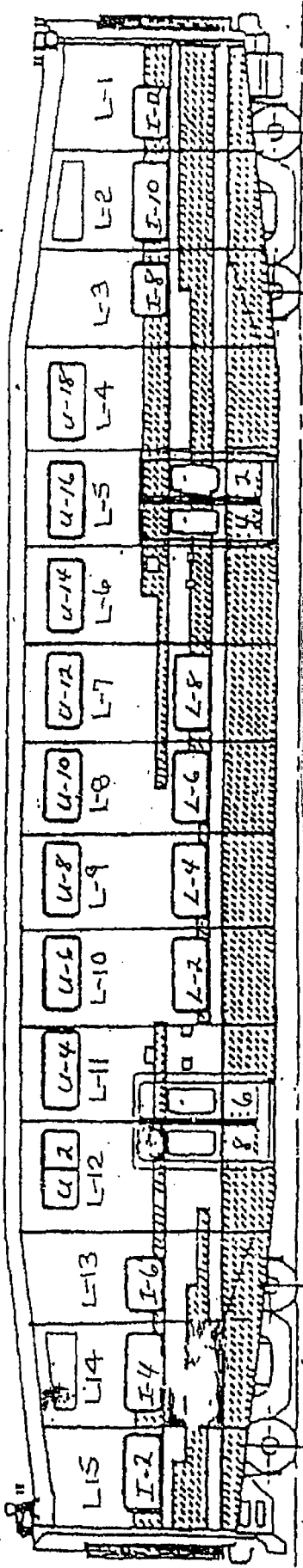
CAR # 177

DATE

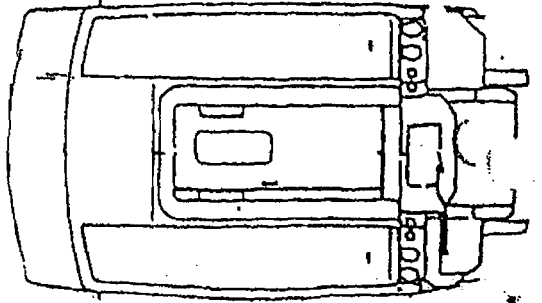
RIGHT SIDE



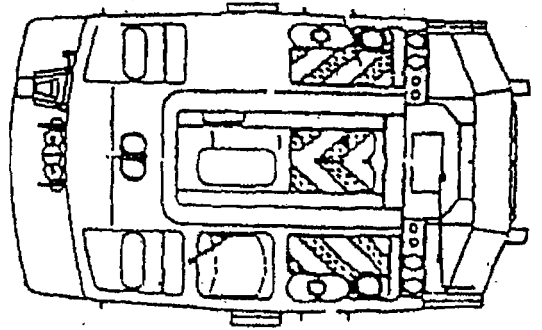
LEFT SIDE



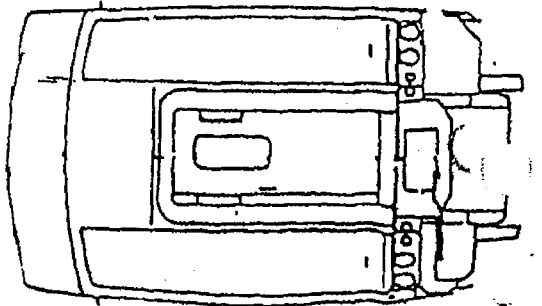
A-END



A-END



B-END

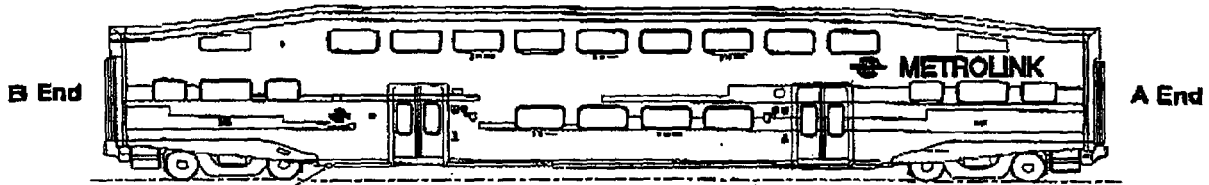


2-G

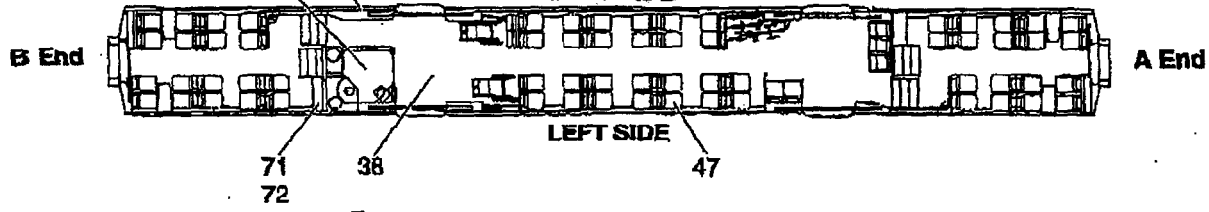
CAR # 177

SCRRA Bi-Level Car Illustrated Parts Catalog

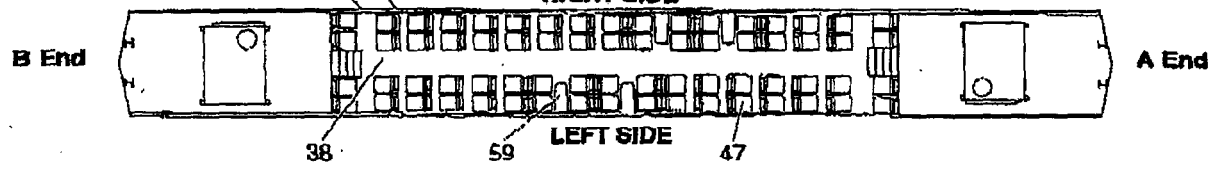
SIDE VIEW TRAILER CAR



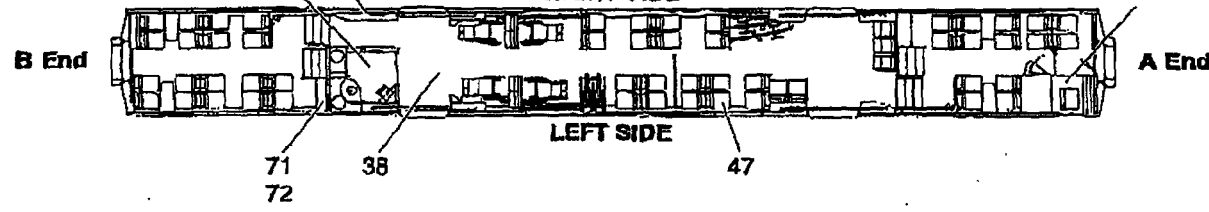
INTERMEDIATE AND LOWER LEVEL TRAILER CAR RIGHT SIDE



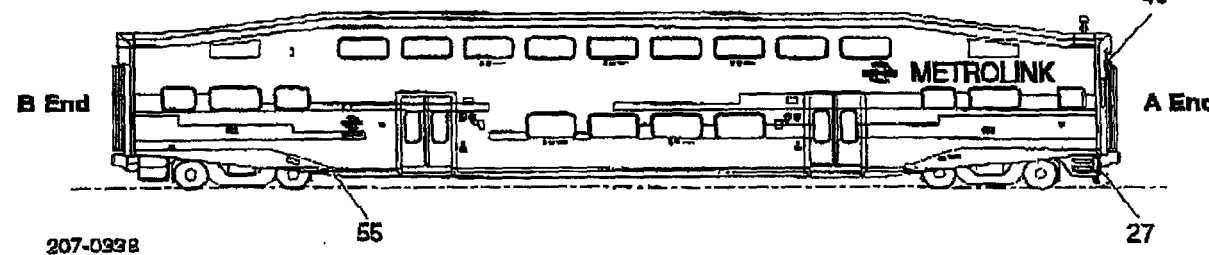
UPPER LEVEL CAB AND TRAILER CAR RIGHT SIDE



INTERMEDIATE AND LOWER LEVEL CAB CAR RIGHT SIDE



SIDE VIEW CAB CAR



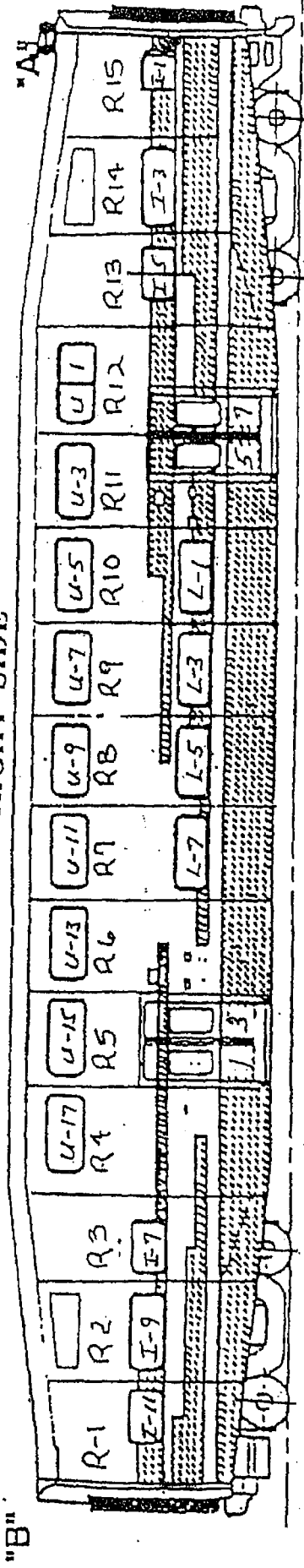
207-092B

Figure 2-1-1. Car Body (Sheet 1 of 2)

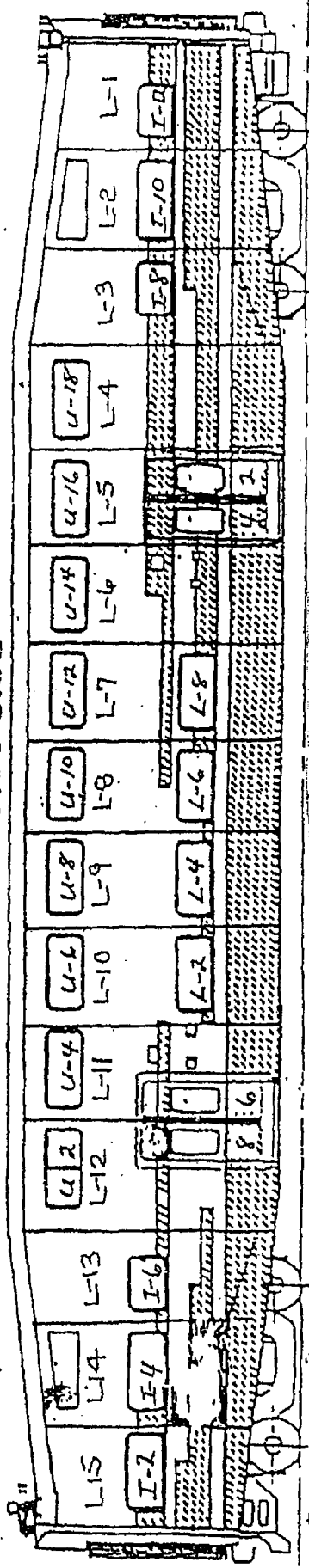
CAR # 148

DATE

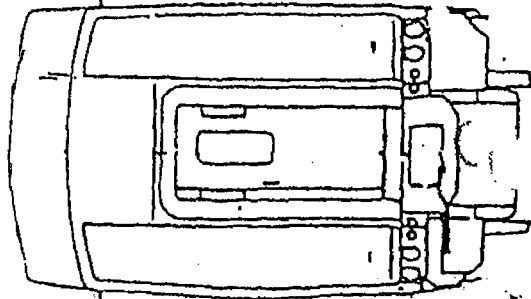
RIGHT SIDE



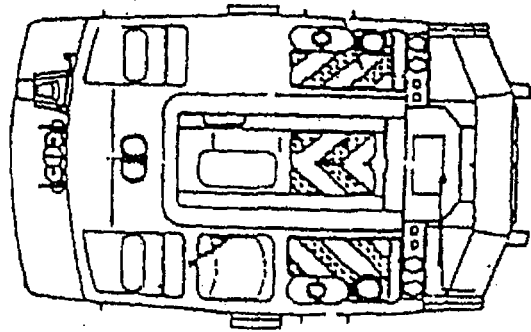
LEFT SIDE



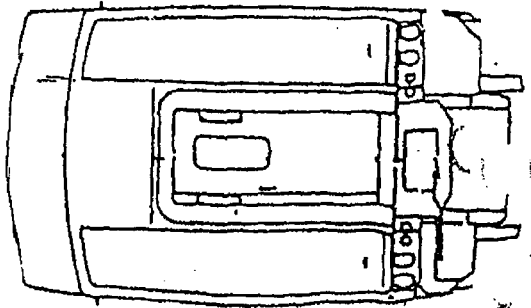
A-END



A-END



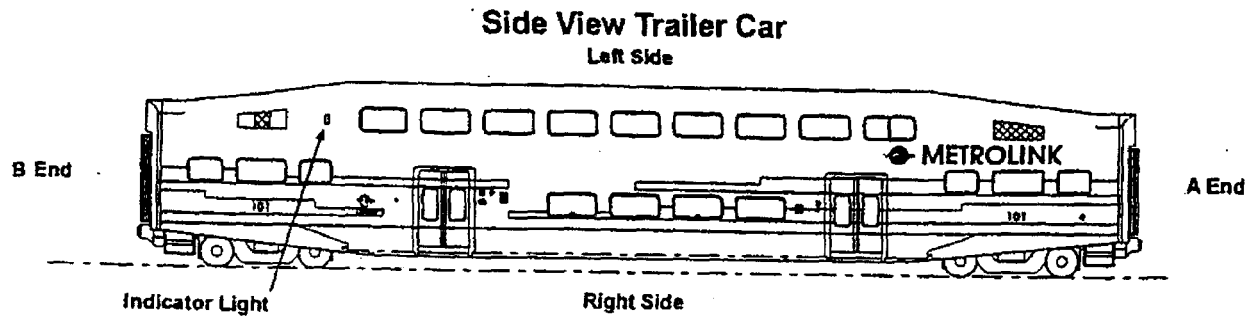
B-END



1-G

CAR # 148

SCRRA
Heavy Main



TRA

Car v

Truck

CAB

Car v

Truck

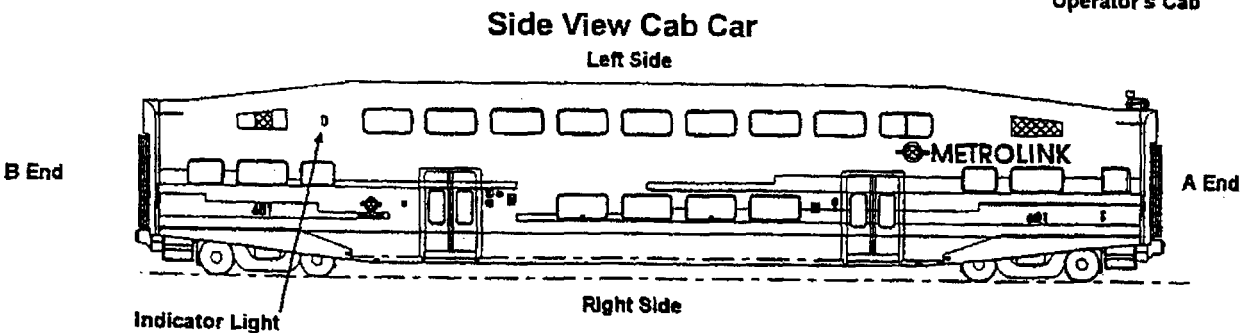
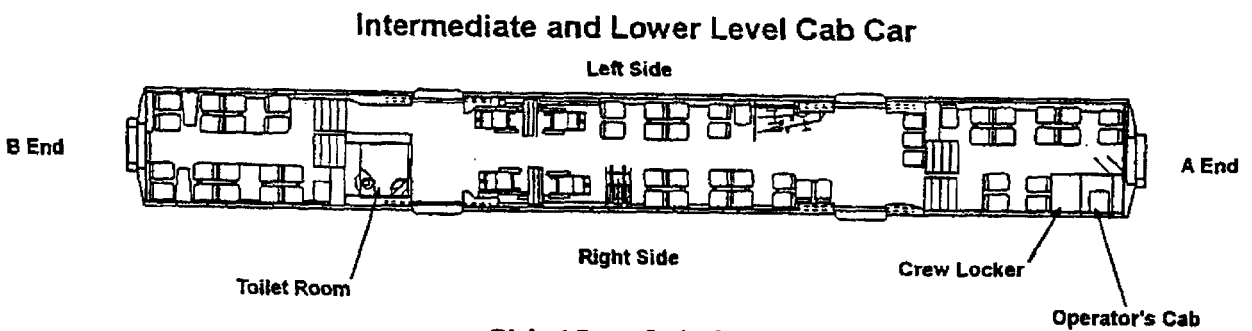
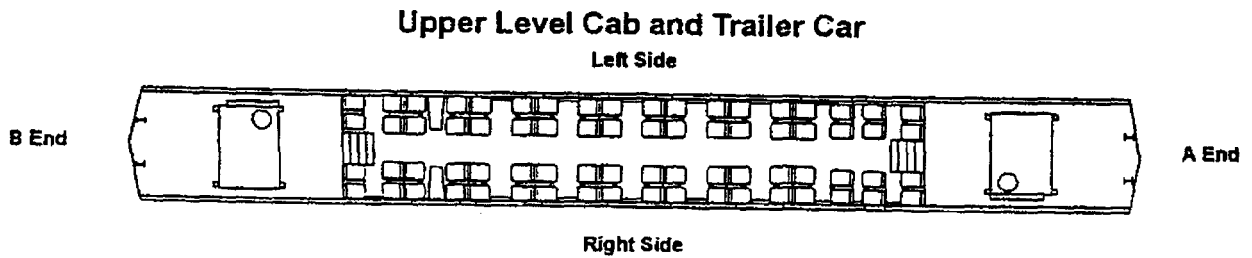
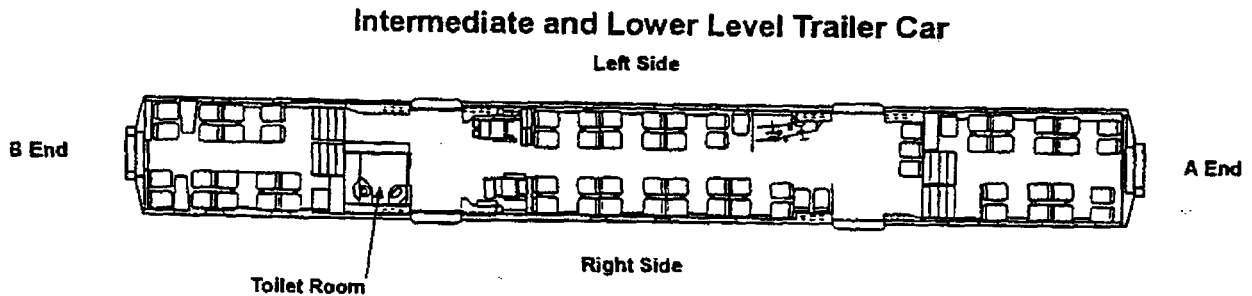
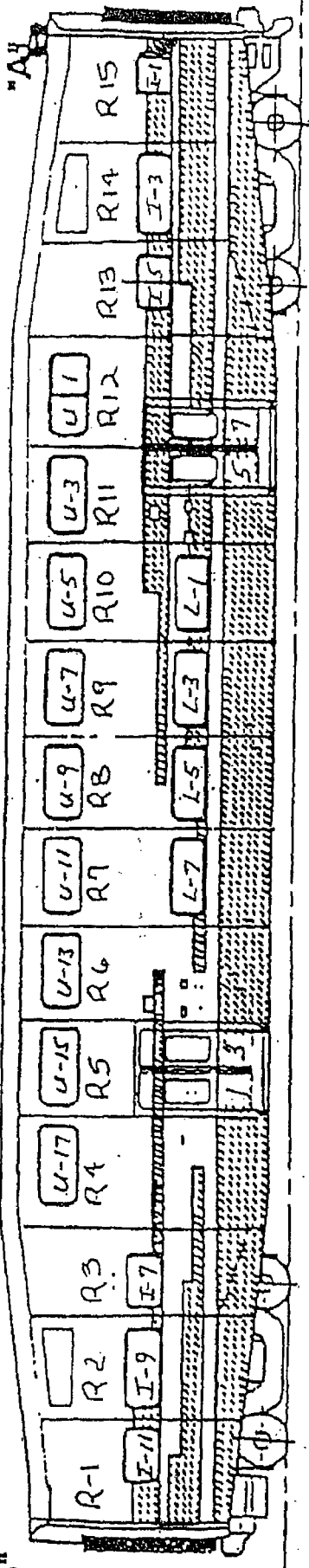


Figure 1-1. Car General Arrangement

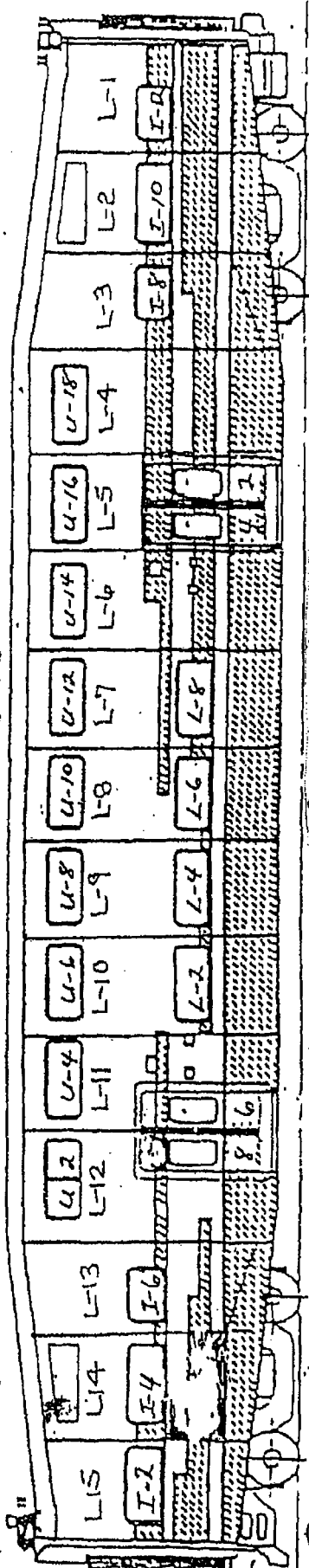
CAR # 623

DATE

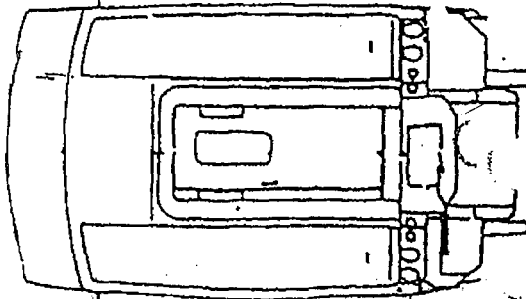
RIGHT SIDE



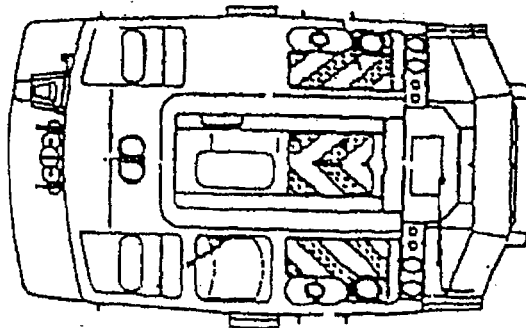
LEFT SIDE



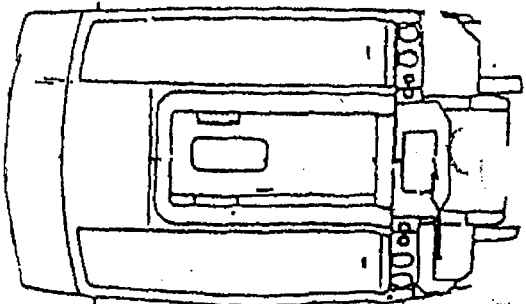
A- END



A- END



B- END

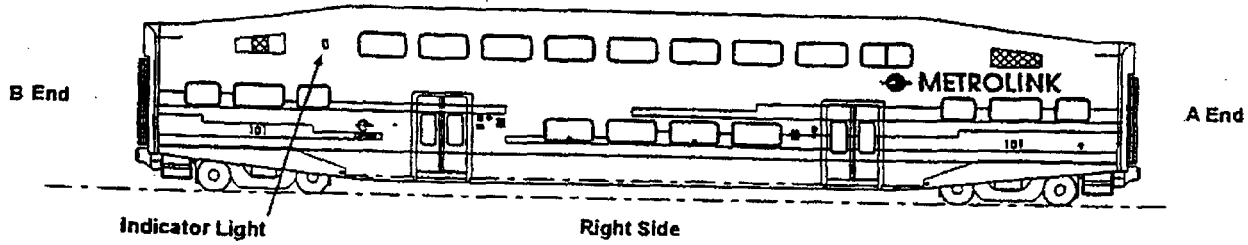


1-G

CAR # 623

SCRRA
Heavy Main

Side View Trailer Car Left Side



TRA

Car v

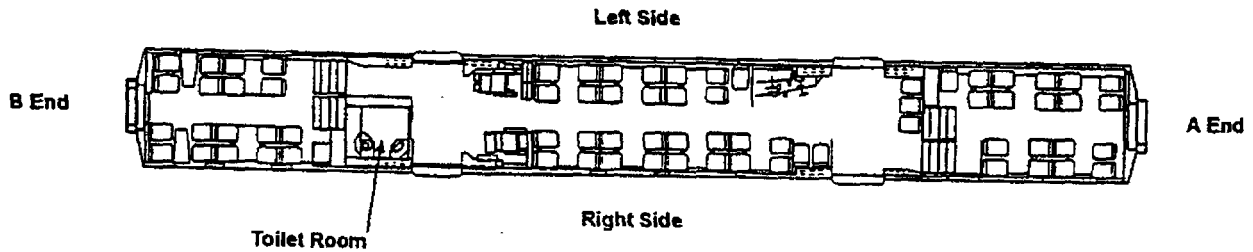
Truck

CAB

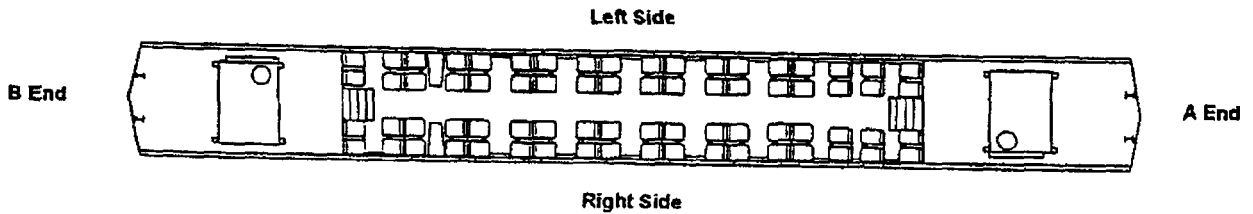
Car v

Truck

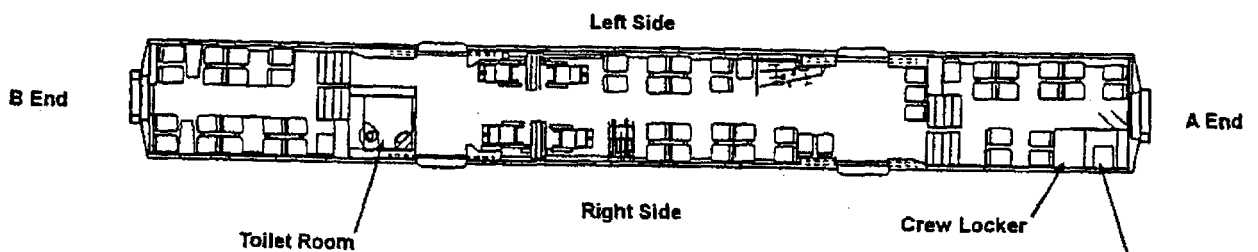
Intermediate and Lower Level Trailer Car Left Side



Upper Level Cab and Trailer Car Left Side



Intermediate and Lower Level Cab Car Left Side



Side View Cab Car Left Side

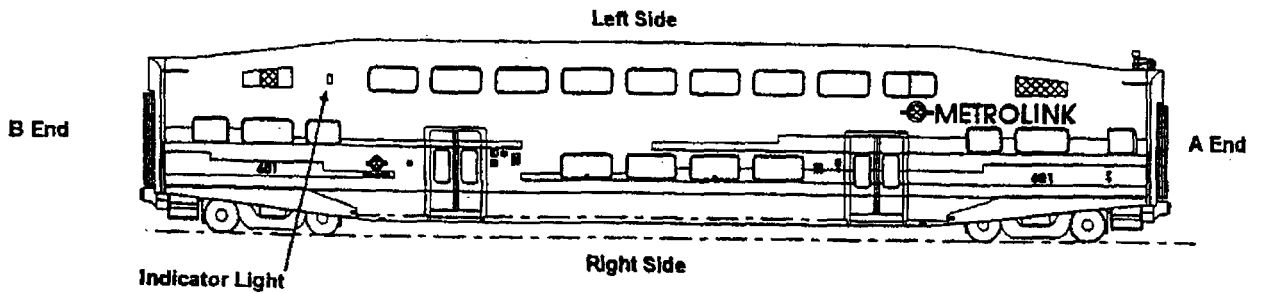
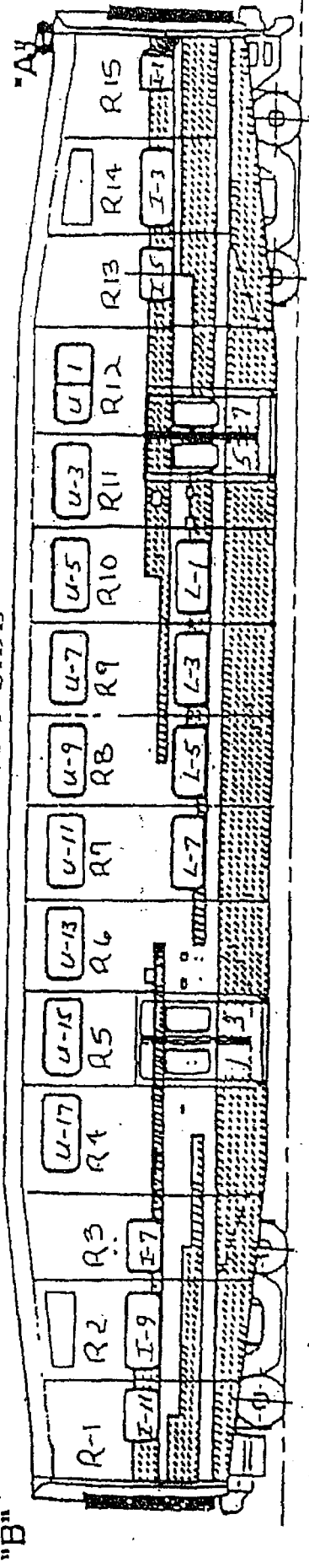


Figure 1-1. Car General Ar

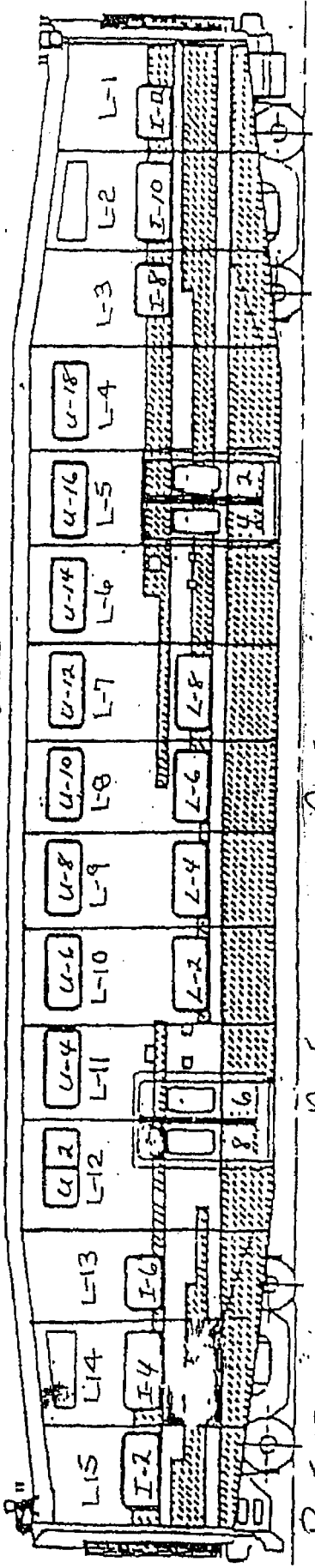
CAR # 197

DATE

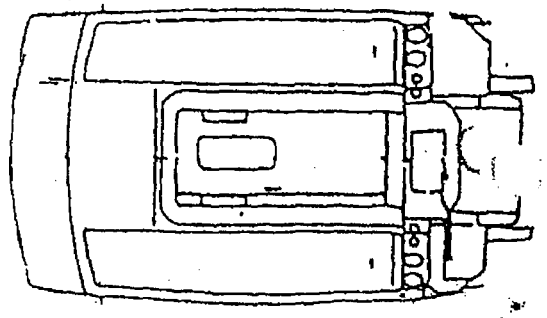
RIGHT SIDE



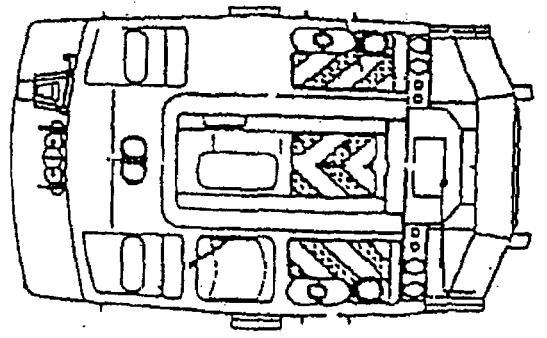
LEFT SIDE



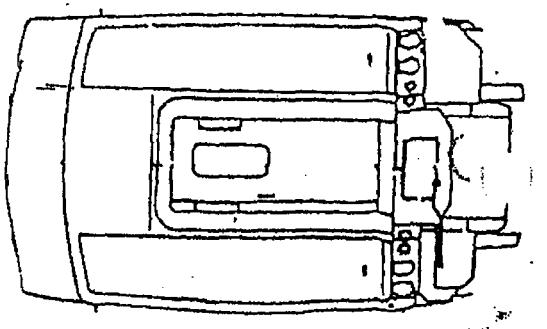
A-END



A-END




B-END



CAR # 197

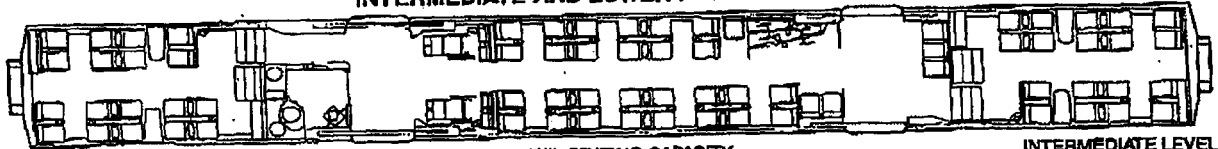
214-9982



B END

A END

INTERMEDIATE AND LOWER LEVEL COACH CAR



INTERMEDIATE LEVEL SEATING CAPACITY: 18

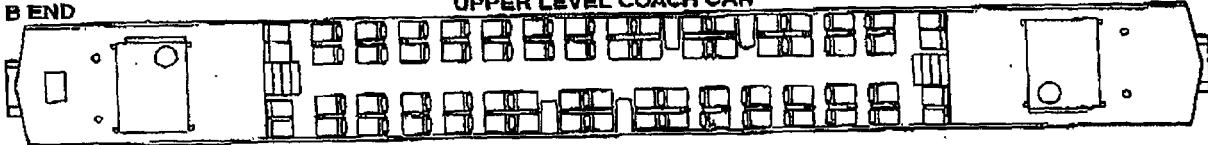
LOWER LEVEL SEATING CAPACITY WITH WHEELCHAIRS AND BICYCLES: 34 WITHOUT WHEELCHAIRS AND BICYCLES: 40

INTERMEDIATE LEVEL SEATING CAPACITY: 18


B END

UPPER LEVEL COACH CAR

A END



UPPER LEVEL SEATING CAPACITY: 68



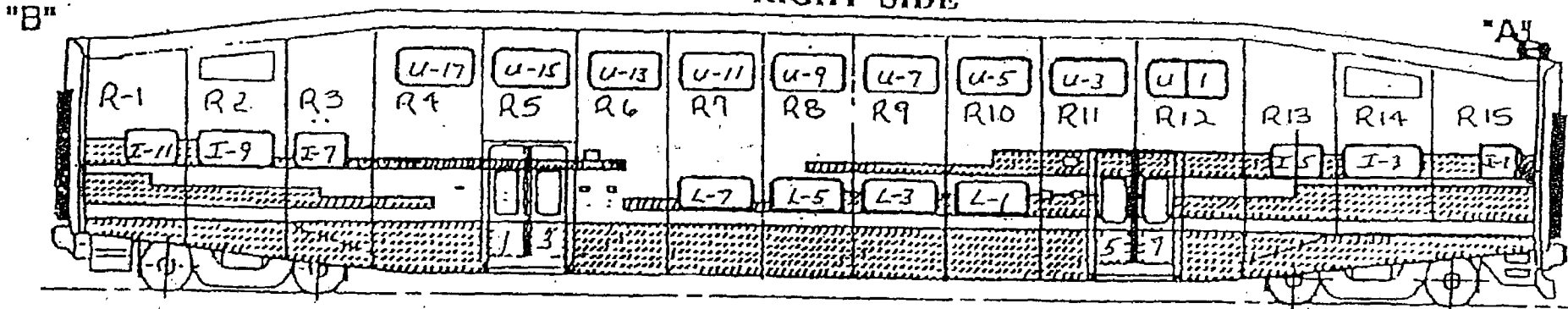
COACH CAR A/B END

Figure 1-1. Car Views

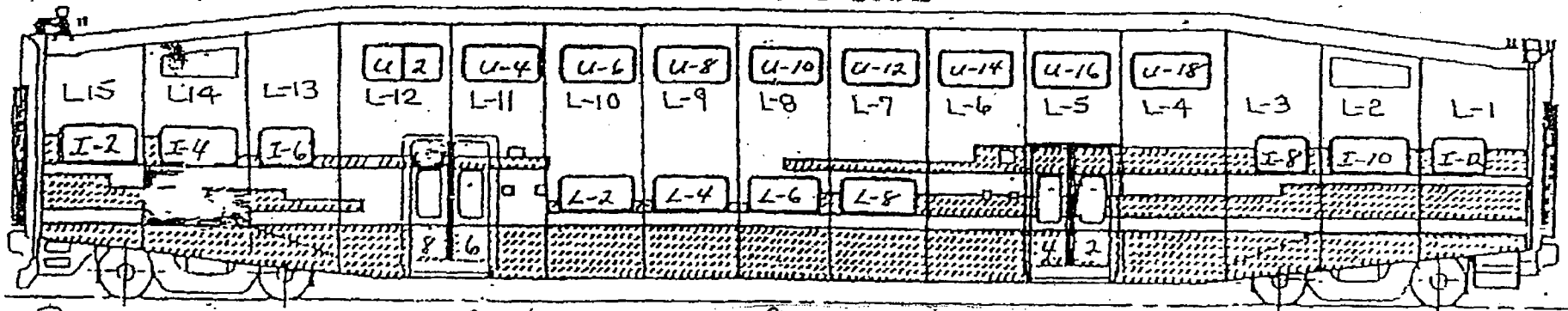
CAR # 133

DATE

RIGHT SIDE



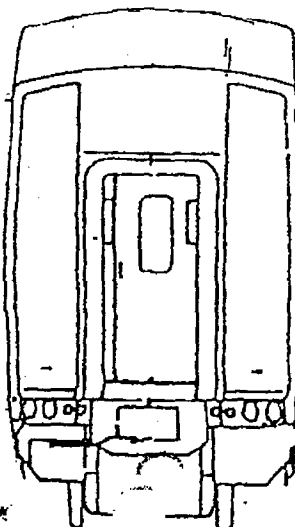
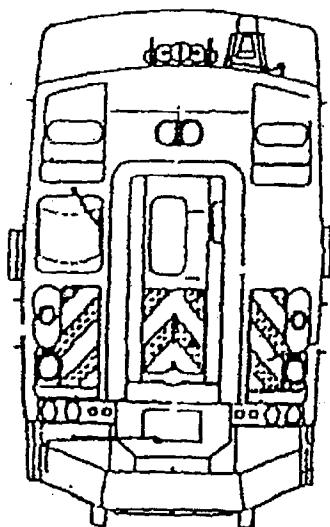

LEFT SIDE



B- END

A- END

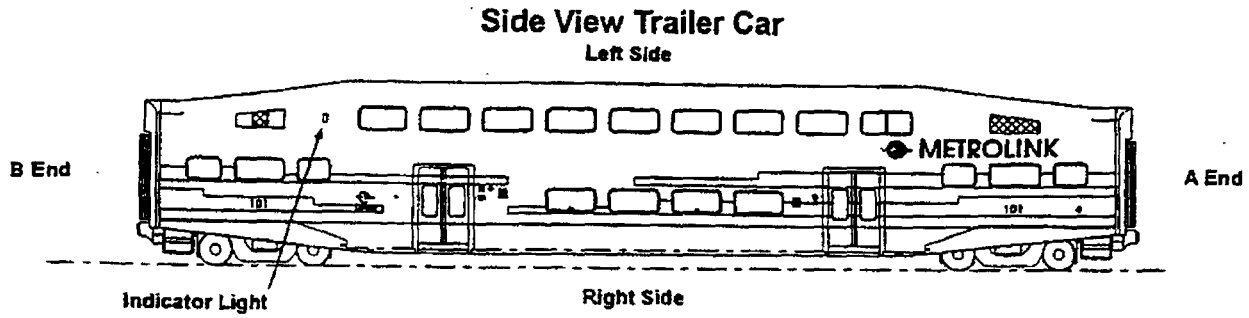
A- END



1-G

CAR #133

SCRRA I
Heavy Maint



TRAI

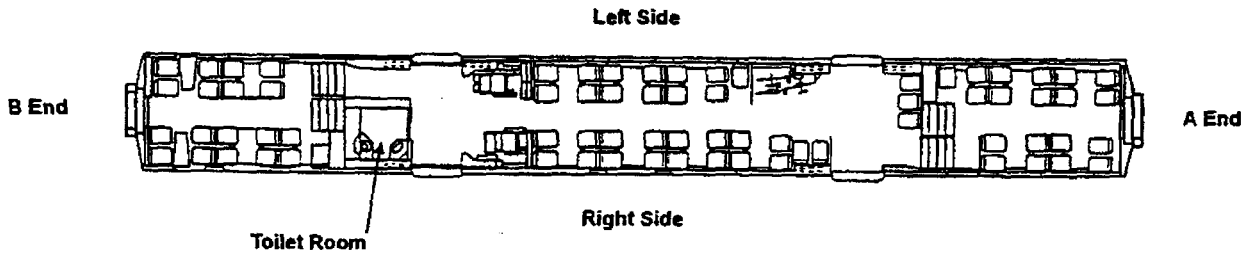
Car w

Truck

CAB

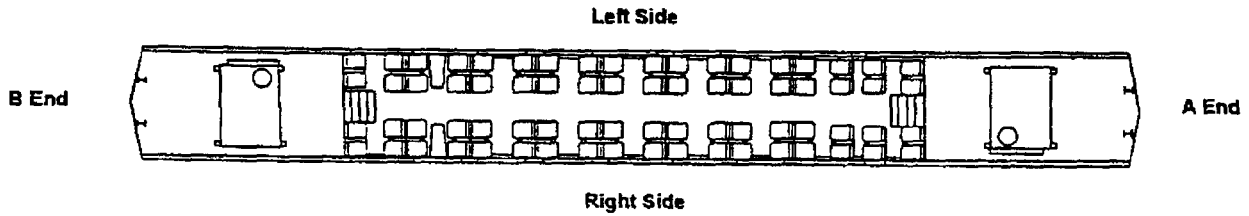
Car w

Intermediate and Lower Level Trailer Car

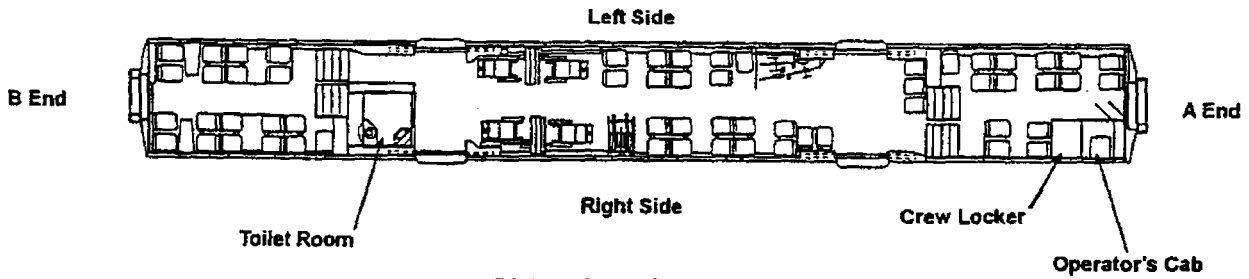


Truck

Upper Level Cab and Trailer Car



Intermediate and Lower Level Cab Car



Side View Cab Car

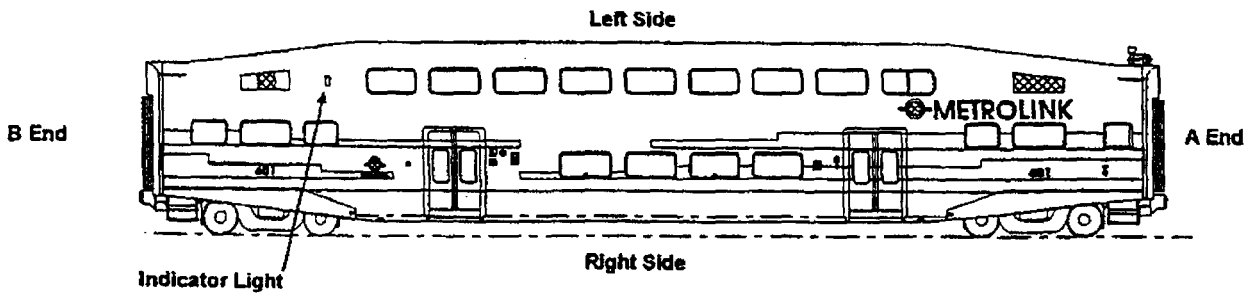
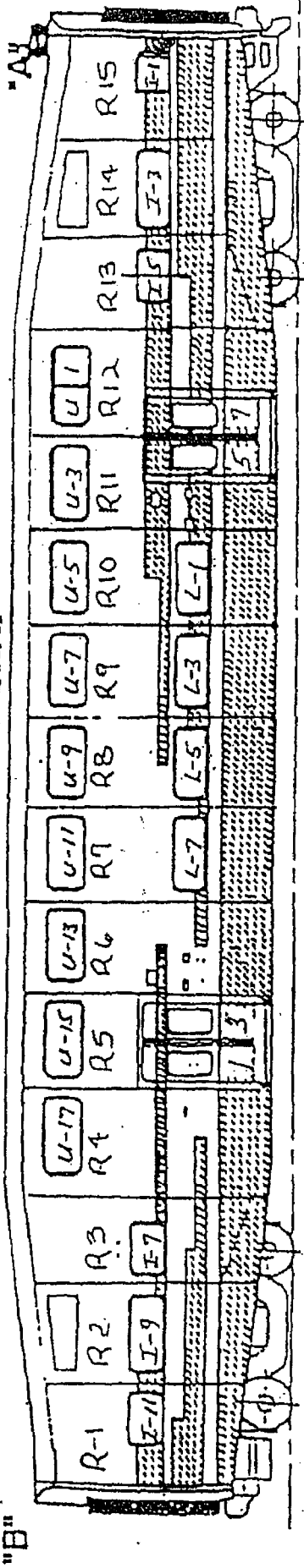


Figure 1-1. Car General Ar

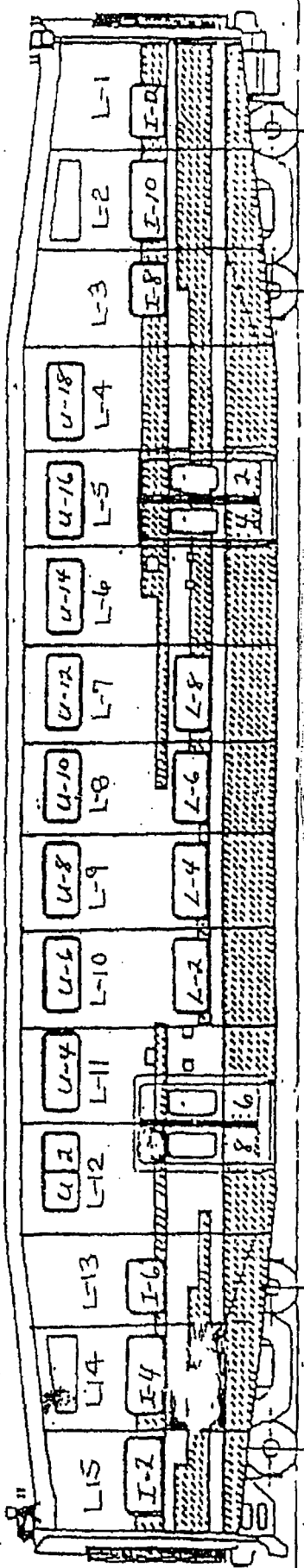
CAR # 625

DATE

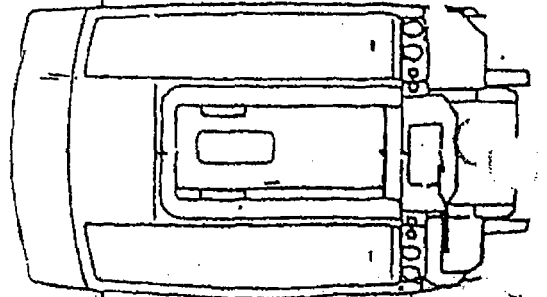
RIGHT SIDE



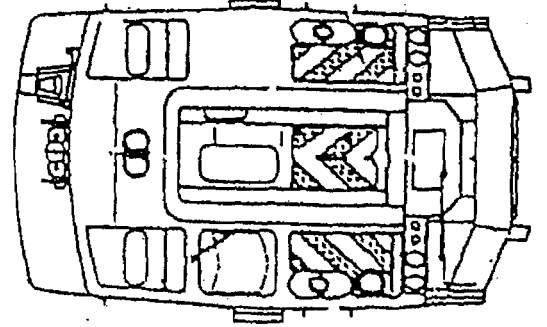
LEFT SIDE



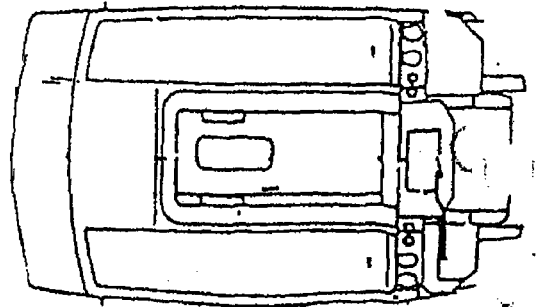
A- END



A- END



B- END

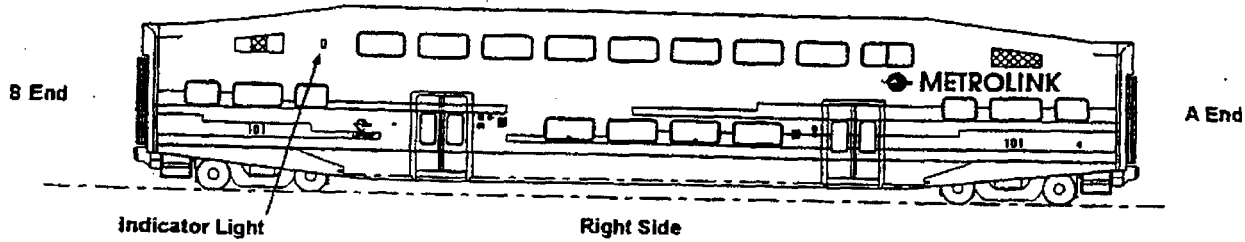


1-G

CAR # 625

SCRRA
Heavy Main

Side View Trailer Car Left Side



TRA

Car v

Truck

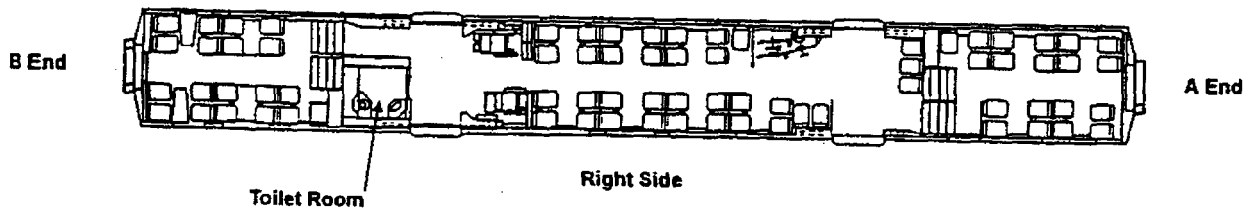
CAB

Car v

Truck

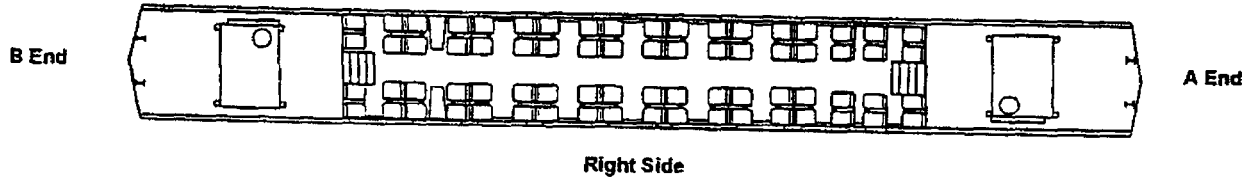
Intermediate and Lower Level Trailer Car

Left Side



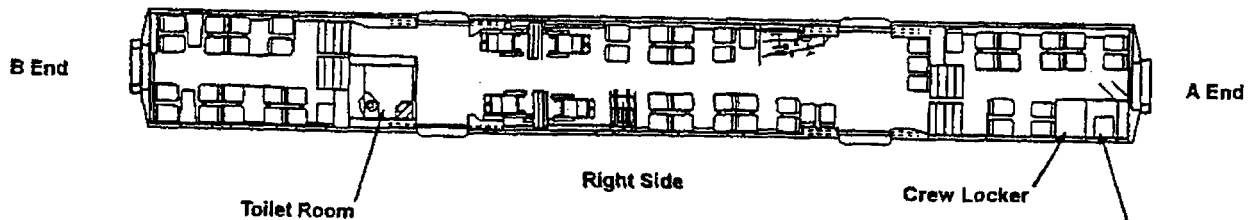
Upper Level Cab and Trailer Car

Left Side



Intermediate and Lower Level Cab Car

Left Side



Side View Cab Car

Left Side

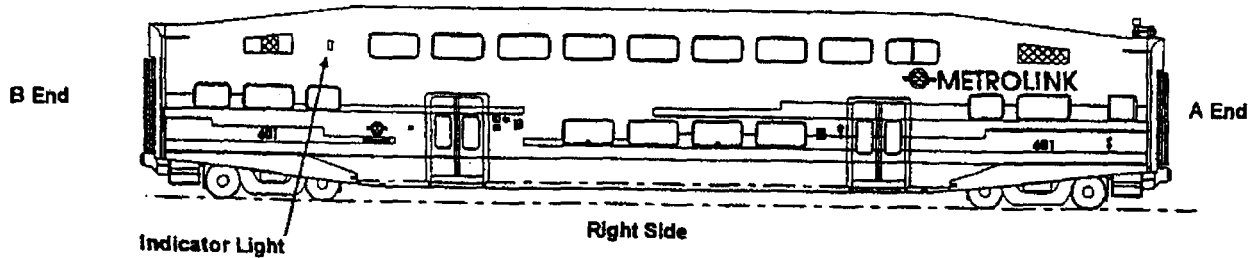



Figure 1-1. Car General Ar

1st Gen Coach 133-148



SEATING PLAN - COACH CAR - LOWER & INTERMEDIATE DECKS

Part Number: 20-220-001290
 Description: SEAT INSTALLATION - COACH
 Date: 11-92
 Rev: 174
 Bombardier Inc. Transportation Equipment Group


REV	DATE	DESCRIPTION	BY	CHKD
1				
2				
3				
4				
5				
6				
7				
8				
9				
10				
11				
12				
13				
14				
15				
16				
17				
18				
19				
20				
21				
22				
23				
24				
25				
26				
27				
28				
29				
30				
31				
32				
33				
34				
35				
36				
37				
38				
39				
40				
41				
42				
43				
44				
45				
46				
47				
48				
49				
50				
51				
52				
53				
54				
55				
56				
57				
58				
59				
60				
61				
62				
63				
64				
65				
66				
67				
68				
69				
70				
71				
72				
73				
74				
75				
76				
77				
78				
79				
80				
81				
82				
83				
84				
85				
86				
87				
88				
89				
90				
91				
92				
93				
94				
95				
96				
97				
98				
99				
100				



REVISION

REV	DATE	DESCRIPTION
1		
2		
3		
4		
5		
6		
7		
8		
9		
10		
11		
12		
13		
14		
15		
16		
17		
18		
19		
20		
21		
22		
23		
24		
25		
26		
27		
28		
29		
30		
31		
32		
33		
34		
35		
36		
37		
38		
39		
40		
41		
42		
43		
44		
45		
46		
47		
48		
49		
50		
51		
52		
53		
54		
55		
56		
57		
58		
59		
60		
61		
62		
63		
64		
65		
66		
67		
68		
69		
70		
71		
72		
73		
74		
75		
76		
77		
78		
79		
80		
81		
82		
83		
84		
85		
86		
87		
88		
89		
90		
91		
92		
93		
94		
95		
96		
97		
98		
99		
100		

20-220-001290-01



NOTES:
 1. QUANTITIES SHOWN FOR ITEMS 97 & 99 ARE SET ONLY.
 PARTS ARE SUPPLIED AS PART OF SEAT CUSHION AND
 SEAT BACK FROM VENDOR.
 2. SEE SUPPLIER'S PARTS LIST FOR SEAT CUSHION & SEAT BACK
 FROM VENDOR.
 3. SEE INSTALLED IN HOUSE PER INSTALLATION

ITEM NO.	QTY	DESCRIPTION	MATERIAL SPEC.
1	1	SEAT CUSHION	SEE NOTE 1
2	1	SEAT BACK	SEE NOTE 1
3	1	SEAT FRAME	SEE NOTE 1
4	1	SEAT CUSHION	SEE NOTE 1
5	1	SEAT BACK	SEE NOTE 1
6	1	SEAT FRAME	SEE NOTE 1
7	1	SEAT CUSHION	SEE NOTE 1
8	1	SEAT BACK	SEE NOTE 1
9	1	SEAT FRAME	SEE NOTE 1
10	1	SEAT CUSHION	SEE NOTE 1
11	1	SEAT BACK	SEE NOTE 1
12	1	SEAT FRAME	SEE NOTE 1
13	1	SEAT CUSHION	SEE NOTE 1
14	1	SEAT BACK	SEE NOTE 1
15	1	SEAT FRAME	SEE NOTE 1
16	1	SEAT CUSHION	SEE NOTE 1
17	1	SEAT BACK	SEE NOTE 1
18	1	SEAT FRAME	SEE NOTE 1
19	1	SEAT CUSHION	SEE NOTE 1
20	1	SEAT BACK	SEE NOTE 1
21	1	SEAT FRAME	SEE NOTE 1
22	1	SEAT CUSHION	SEE NOTE 1
23	1	SEAT BACK	SEE NOTE 1
24	1	SEAT FRAME	SEE NOTE 1
25	1	SEAT CUSHION	SEE NOTE 1
26	1	SEAT BACK	SEE NOTE 1
27	1	SEAT FRAME	SEE NOTE 1
28	1	SEAT CUSHION	SEE NOTE 1
29	1	SEAT BACK	SEE NOTE 1
30	1	SEAT FRAME	SEE NOTE 1
31	1	SEAT CUSHION	SEE NOTE 1
32	1	SEAT BACK	SEE NOTE 1
33	1	SEAT FRAME	SEE NOTE 1
34	1	SEAT CUSHION	SEE NOTE 1
35	1	SEAT BACK	SEE NOTE 1
36	1	SEAT FRAME	SEE NOTE 1
37	1	SEAT CUSHION	SEE NOTE 1
38	1	SEAT BACK	SEE NOTE 1
39	1	SEAT FRAME	SEE NOTE 1
40	1	SEAT CUSHION	SEE NOTE 1
41	1	SEAT BACK	SEE NOTE 1
42	1	SEAT FRAME	SEE NOTE 1
43	1	SEAT CUSHION	SEE NOTE 1
44	1	SEAT BACK	SEE NOTE 1
45	1	SEAT FRAME	SEE NOTE 1
46	1	SEAT CUSHION	SEE NOTE 1
47	1	SEAT BACK	SEE NOTE 1
48	1	SEAT FRAME	SEE NOTE 1
49	1	SEAT CUSHION	SEE NOTE 1
50	1	SEAT BACK	SEE NOTE 1
51	1	SEAT FRAME	SEE NOTE 1
52	1	SEAT CUSHION	SEE NOTE 1
53	1	SEAT BACK	SEE NOTE 1
54	1	SEAT FRAME	SEE NOTE 1
55	1	SEAT CUSHION	SEE NOTE 1
56	1	SEAT BACK	SEE NOTE 1
57	1	SEAT FRAME	SEE NOTE 1
58	1	SEAT CUSHION	SEE NOTE 1
59	1	SEAT BACK	SEE NOTE 1
60	1	SEAT FRAME	SEE NOTE 1
61	1	SEAT CUSHION	SEE NOTE 1
62	1	SEAT BACK	SEE NOTE 1
63	1	SEAT FRAME	SEE NOTE 1
64	1	SEAT CUSHION	SEE NOTE 1
65	1	SEAT BACK	SEE NOTE 1
66	1	SEAT FRAME	SEE NOTE 1
67	1	SEAT CUSHION	SEE NOTE 1
68	1	SEAT BACK	SEE NOTE 1
69	1	SEAT FRAME	SEE NOTE 1
70	1	SEAT CUSHION	SEE NOTE 1
71	1	SEAT BACK	SEE NOTE 1
72	1	SEAT FRAME	SEE NOTE 1
73	1	SEAT CUSHION	SEE NOTE 1
74	1	SEAT BACK	SEE NOTE 1
75	1	SEAT FRAME	SEE NOTE 1
76	1	SEAT CUSHION	SEE NOTE 1
77	1	SEAT BACK	SEE NOTE 1
78	1	SEAT FRAME	SEE NOTE 1
79	1	SEAT CUSHION	SEE NOTE 1
80	1	SEAT BACK	SEE NOTE 1
81	1	SEAT FRAME	SEE NOTE 1
82	1	SEAT CUSHION	SEE NOTE 1
83	1	SEAT BACK	SEE NOTE 1
84	1	SEAT FRAME	SEE NOTE 1
85	1	SEAT CUSHION	SEE NOTE 1
86	1	SEAT BACK	SEE NOTE 1
87	1	SEAT FRAME	SEE NOTE 1
88	1	SEAT CUSHION	SEE NOTE 1
89	1	SEAT BACK	SEE NOTE 1
90	1	SEAT FRAME	SEE NOTE 1
91	1	SEAT CUSHION	SEE NOTE 1
92	1	SEAT BACK	SEE NOTE 1
93	1	SEAT FRAME	SEE NOTE 1
94	1	SEAT CUSHION	SEE NOTE 1
95	1	SEAT BACK	SEE NOTE 1
96	1	SEAT FRAME	SEE NOTE 1
97	1	SEAT CUSHION	SEE NOTE 1
98	1	SEAT BACK	SEE NOTE 1
99	1	SEAT FRAME	SEE NOTE 1
100	1	SEAT CUSHION	SEE NOTE 1

ITEM NO.	QTY	DESCRIPTION	MATERIAL SPEC.
101	1	SEAT CUSHION	SEE NOTE 1
102	1	SEAT BACK	SEE NOTE 1
103	1	SEAT FRAME	SEE NOTE 1
104	1	SEAT CUSHION	SEE NOTE 1
105	1	SEAT BACK	SEE NOTE 1
106	1	SEAT FRAME	SEE NOTE 1
107	1	SEAT CUSHION	SEE NOTE 1
108	1	SEAT BACK	SEE NOTE 1
109	1	SEAT FRAME	SEE NOTE 1
110	1	SEAT CUSHION	SEE NOTE 1
111	1	SEAT BACK	SEE NOTE 1
112	1	SEAT FRAME	SEE NOTE 1
113	1	SEAT CUSHION	SEE NOTE 1
114	1	SEAT BACK	SEE NOTE 1
115	1	SEAT FRAME	SEE NOTE 1
116	1	SEAT CUSHION	SEE NOTE 1
117	1	SEAT BACK	SEE NOTE 1
118	1	SEAT FRAME	SEE NOTE 1
119	1	SEAT CUSHION	SEE NOTE 1
120	1	SEAT BACK	SEE NOTE 1
121	1	SEAT FRAME	SEE NOTE 1
122	1	SEAT CUSHION	SEE NOTE 1
123	1	SEAT BACK	SEE NOTE 1
124	1	SEAT FRAME	SEE NOTE 1
125	1	SEAT CUSHION	SEE NOTE 1
126	1	SEAT BACK	SEE NOTE 1
127	1	SEAT FRAME	SEE NOTE 1
128	1	SEAT CUSHION	SEE NOTE 1
129	1	SEAT BACK	SEE NOTE 1
130	1	SEAT FRAME	SEE NOTE 1
131	1	SEAT CUSHION	SEE NOTE 1
132	1	SEAT BACK	SEE NOTE 1
133	1	SEAT FRAME	SEE NOTE 1
134	1	SEAT CUSHION	SEE NOTE 1
135	1	SEAT BACK	SEE NOTE 1
136	1	SEAT FRAME	SEE NOTE 1
137	1	SEAT CUSHION	SEE NOTE 1
138	1	SEAT BACK	SEE NOTE 1
139	1	SEAT FRAME	SEE NOTE 1
140	1	SEAT CUSHION	SEE NOTE 1
141	1	SEAT BACK	SEE NOTE 1
142	1	SEAT FRAME	SEE NOTE 1
143	1	SEAT CUSHION	SEE NOTE 1
144	1	SEAT BACK	SEE NOTE 1
145	1	SEAT FRAME	SEE NOTE 1
146	1	SEAT CUSHION	SEE NOTE 1
147	1	SEAT BACK	SEE NOTE 1
148	1	SEAT FRAME	SEE NOTE 1
149	1	SEAT CUSHION	SEE NOTE 1
150	1	SEAT BACK	SEE NOTE 1

REV	DATE	DESCRIPTION
1		ISSUED FOR CONSTRUCTION
2		REVISED TO SHOW CHANGES
3		REVISED TO SHOW CHANGES
4		REVISED TO SHOW CHANGES
5		REVISED TO SHOW CHANGES
6		REVISED TO SHOW CHANGES
7		REVISED TO SHOW CHANGES
8		REVISED TO SHOW CHANGES
9		REVISED TO SHOW CHANGES
10		REVISED TO SHOW CHANGES

SEATING PLAN - COACH CAR - UPPER DECK

BL689001SE

20-220-001290

20-220-001290

20-220-001290

20-220-001290

20-220-001290

20-220-001290

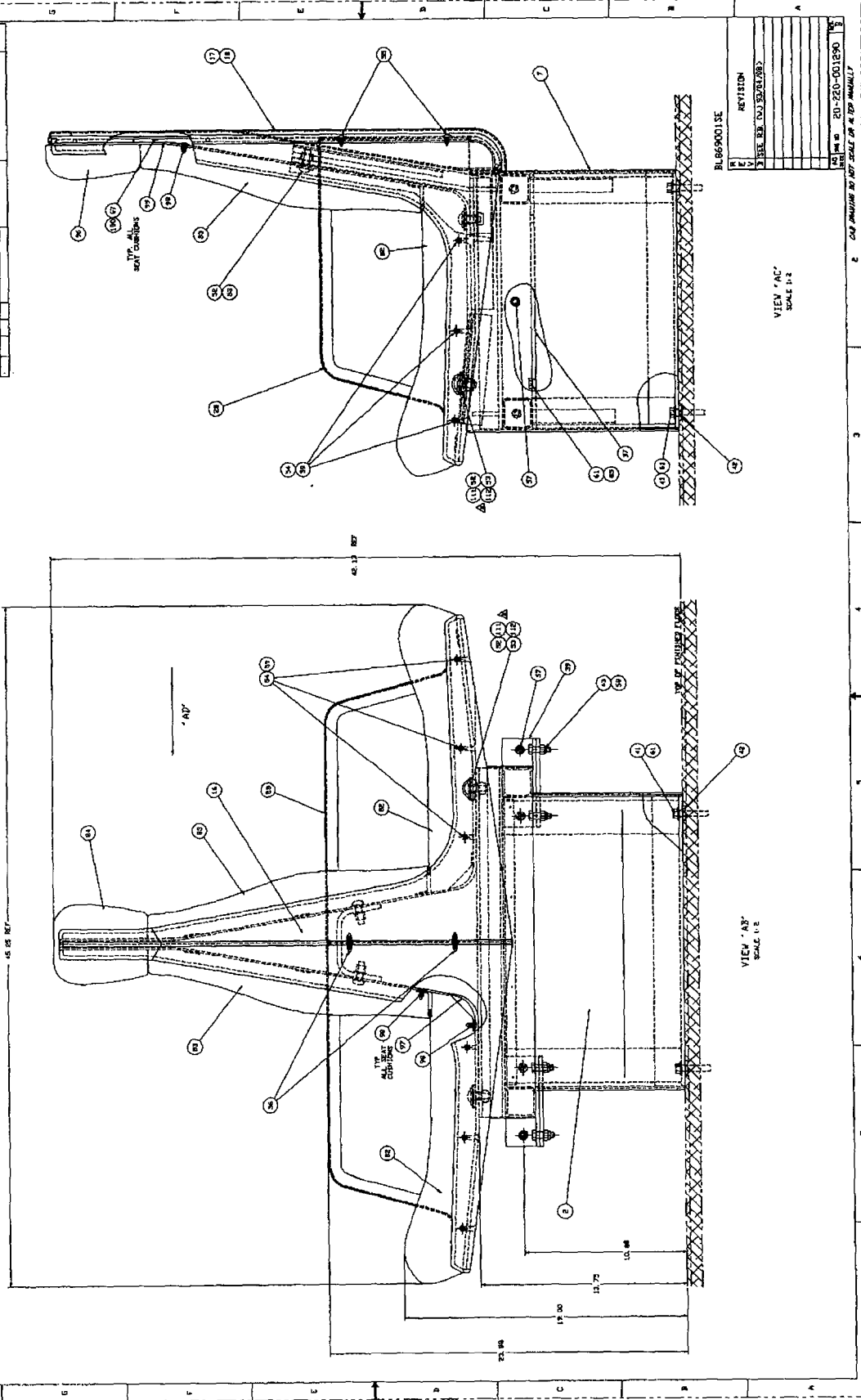
20-220-001290

20-220-001290

20-220-001290

20-220-001290

BOMBARDIER PARTS PART NO. 20-220-001890 TITLE SEAT INSTALLATION - OTHER DATE 11/01/87 DRAWN BY [Signature] CHECKED BY [Signature] APPROVED BY [Signature]			
Bombardier, Inc. Division of International Transportation Equipment Supply			
REV. NO.	REV. DATE	DESCRIPTION	MATERIAL SPEC.



NO.	DATE	BY	DESCRIPTION
1	11/01/87	[Signature]	ISSUE FOR SEAT INSTALLATION
2			
3			
4			

20-220-001890
 SEAT INSTALLATION - OTHER
 11/01/87
 BOMBARDIER, INC.
 DIVISION OF INTERNATIONAL
 TRANSPORTATION EQUIPMENT SUPPLY

VIEW 'AC'
 SCALE 1:2

VIEW 'AB'
 SCALE 1:2

20-220-001890
 SEAT INSTALLATION - OTHER
 11/01/87
 BOMBARDIER, INC.
 DIVISION OF INTERNATIONAL
 TRANSPORTATION EQUIPMENT SUPPLY

VIEW 'AC'
 SCALE 1:2

VIEW 'AB'
 SCALE 1:2

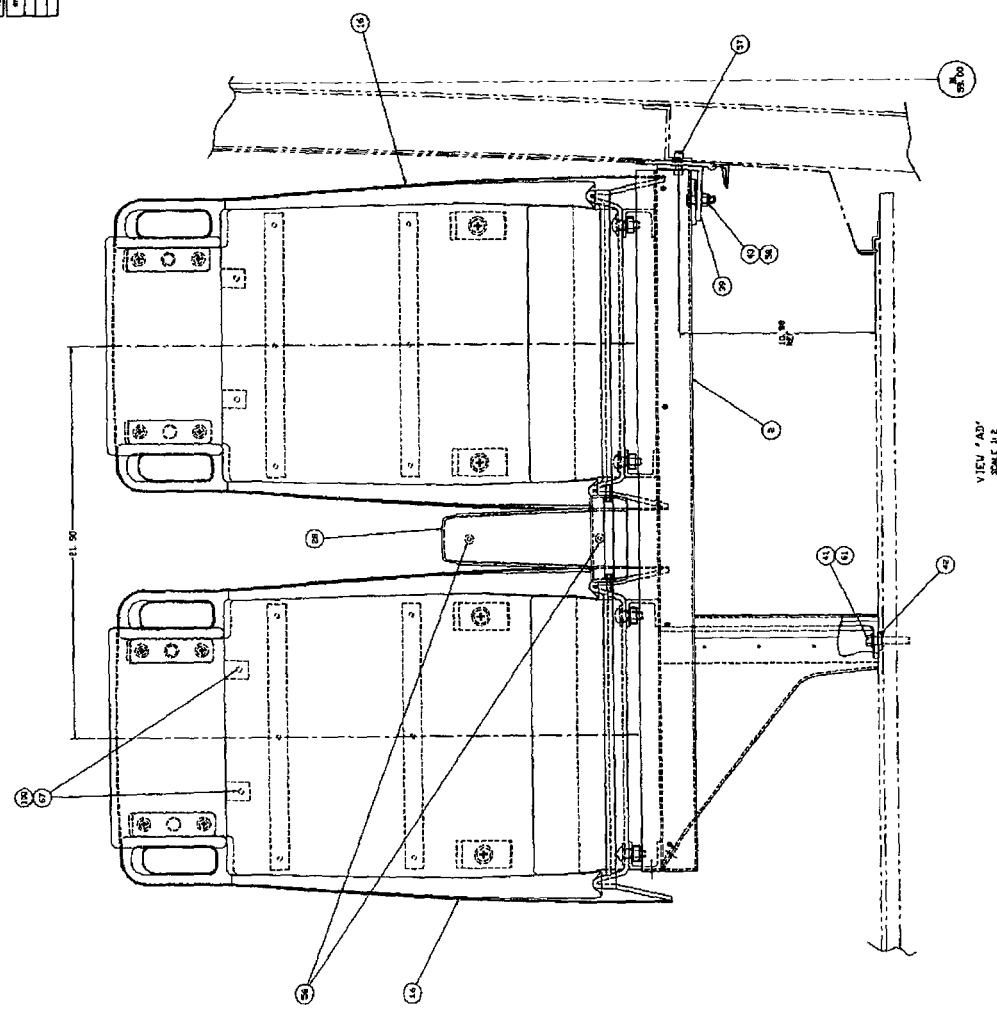
20-220-001890
 SEAT INSTALLATION - OTHER
 11/01/87
 BOMBARDIER, INC.
 DIVISION OF INTERNATIONAL
 TRANSPORTATION EQUIPMENT SUPPLY

VIEW 'AC'
 SCALE 1:2

VIEW 'AB'
 SCALE 1:2

20-220-001890
 SEAT INSTALLATION - OTHER
 11/01/87
 BOMBARDIER, INC.
 DIVISION OF INTERNATIONAL
 TRANSPORTATION EQUIPMENT SUPPLY

DRAWING NO. 20-220-001290		REV. 1	
TITLE TESTS INSTALLATION - CONTD.		DATE 11/13/53	
DESIGNED BY		CHECKED BY	
DRAWN BY		APPROVED BY	
PART NAME		DESCRIPTION	
MATERIAL SPEC.		QUANTITY	
MANUFACTURER		REVISION	
DRAWN BY		DATE	
CHECKED BY		DATE	
APPROVED BY		DATE	
BOMBARDIER, INC.		BOMBARDIER, INC.	
AIRCRAFT DIVISION		AIRCRAFT DIVISION	
MONTREAL, CANADA		MONTREAL, CANADA	



REVISION	
1	ISSUED AS DRAWING PICTORIALY.
2	REVISED.
3	
4	
5	
6	
7	
8	
9	
10	
11	
12	
13	
14	
15	
16	
17	
18	
19	
20	
21	
22	
23	
24	
25	
26	
27	
28	
29	
30	
31	
32	
33	
34	
35	
36	
37	
38	
39	
40	
41	
42	
43	
44	
45	
46	
47	
48	
49	
50	
51	
52	
53	
54	
55	
56	
57	
58	
59	
60	
61	
62	
63	
64	
65	
66	
67	
68	
69	
70	
71	
72	
73	
74	
75	
76	
77	
78	
79	
80	
81	
82	
83	
84	
85	
86	
87	
88	
89	
90	
91	
92	
93	
94	
95	
96	
97	
98	
99	
100	

20-220-001290

2

2

2

2

2

2

2

2

2

2

2

2

2

2

2

2

2

2

2

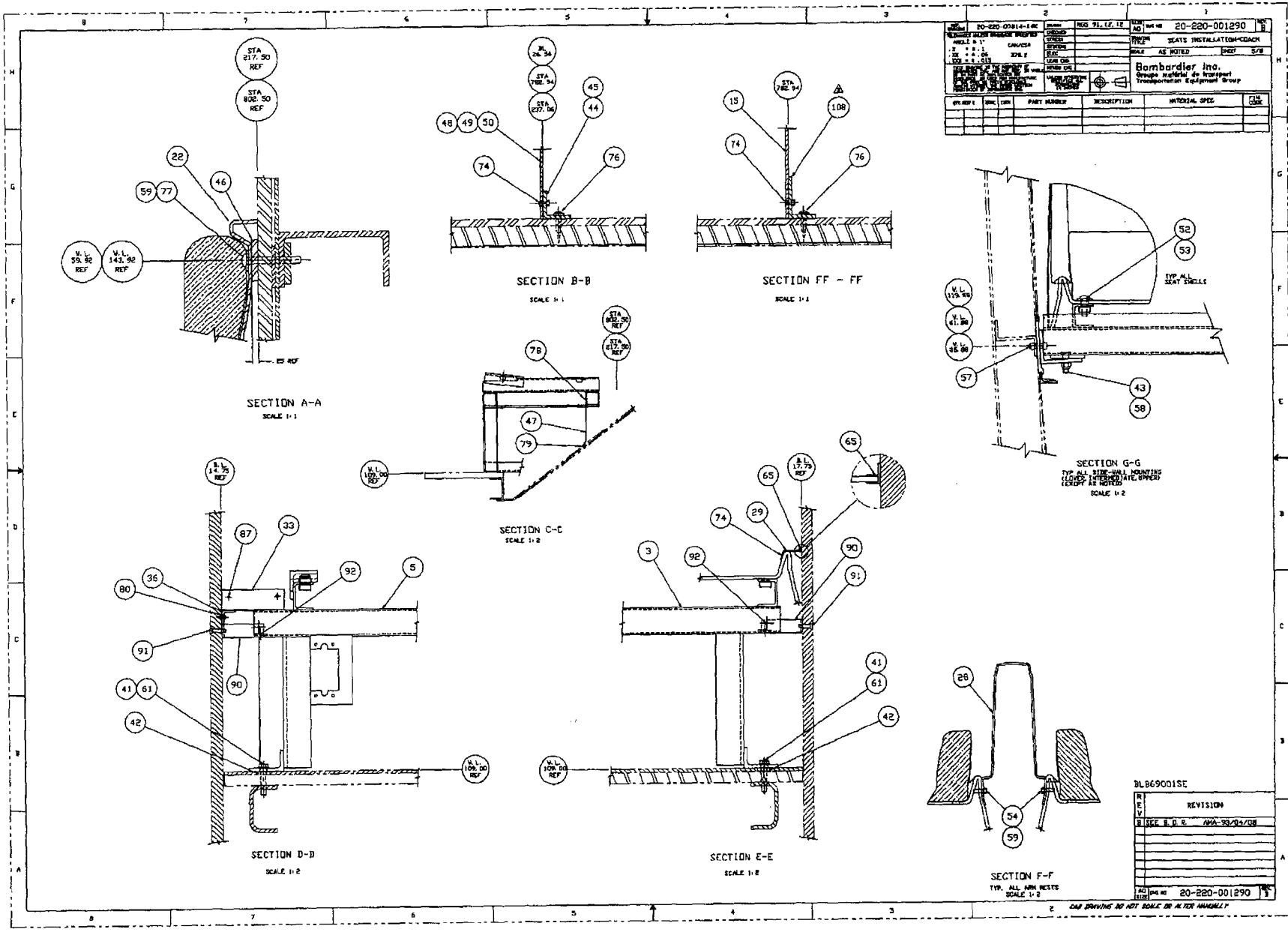
2

2

2

2

2



NO-220-00814-1-01	REV 01.12.12	NO 20-220-001290			
REVISED DRAWING NUMBER	DATE	FIGURE NO			
SCALE 1:1	CANADA	TYPE SEAT INSTALLATION-COACH			
2	2	REV AS NOTED			
NO. OF SHEETS	TOTAL NO. OF SHEETS	REV. BY			
2	2	REF 5/78			
NO. OF SHEETS	TOTAL NO. OF SHEETS	REV. BY			
2	2	REF 5/78			
Bombardier Inc. Groupe canadien de transport Transportation Equipment Group					
REV. BY	CHK. LHM	PART NUMBER	DESCRIPTION	MATERIAL SPEC.	FIN. CODE

DLB69001SE

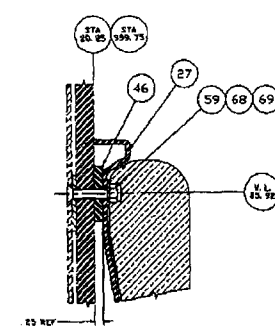
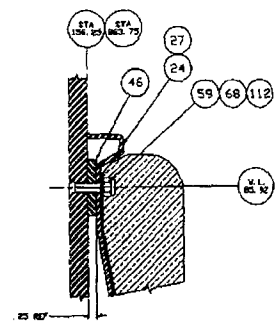
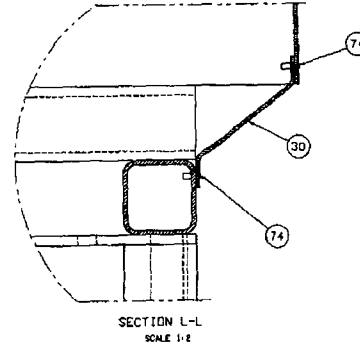
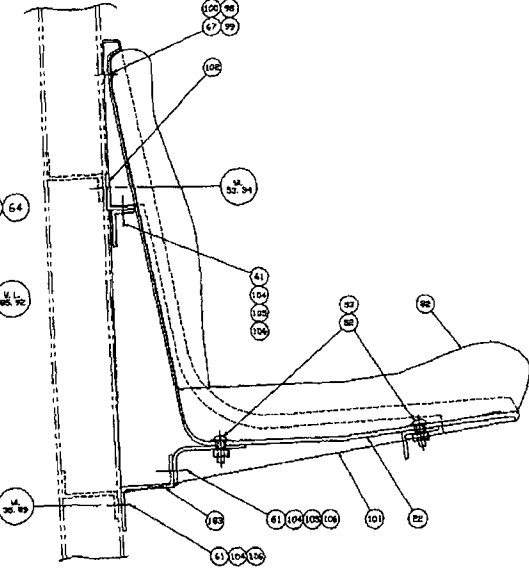
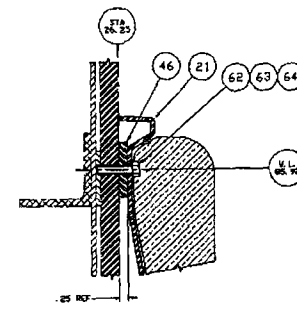
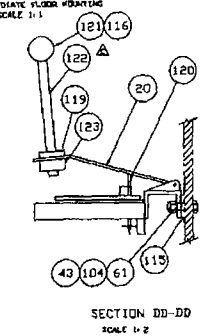
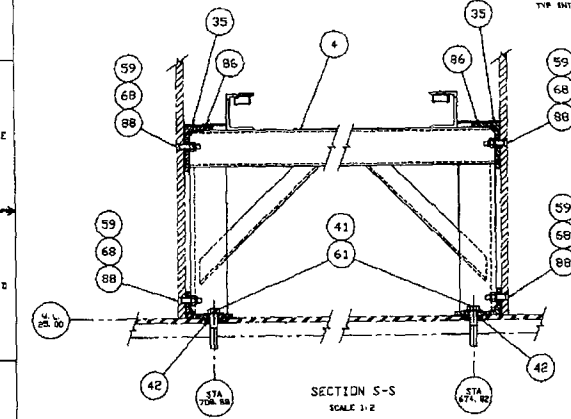
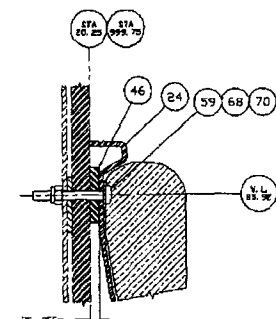
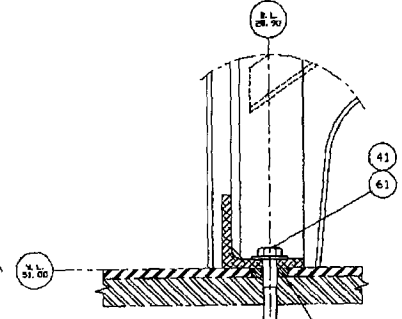
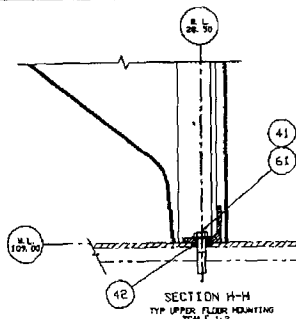
REV.	REVISION
1	ISSUE 1
2	ISSUE 2
3	ISSUE 3
4	ISSUE 4
5	ISSUE 5
6	ISSUE 6
7	ISSUE 7
8	ISSUE 8
9	ISSUE 9
10	ISSUE 10

NO 20-220-001290

DO NOT SCALE OR ALTER MANUALLY

NO. 20-220-001290-1-4	REV. 21, 12, 70	NO. 20-220-001290	REV. 6/8
REVISIONS	DATE	BY	REASON
1	12/1/70
2	12/1/70
3	12/1/70
4	12/1/70
5	12/1/70
6	12/1/70
7	12/1/70
8	12/1/70
9	12/1/70
10	12/1/70
11	12/1/70
12	12/1/70
13	12/1/70
14	12/1/70
15	12/1/70
16	12/1/70
17	12/1/70
18	12/1/70
19	12/1/70
20	12/1/70
21	12/1/70
22	12/1/70
23	12/1/70
24	12/1/70
25	12/1/70
26	12/1/70
27	12/1/70
28	12/1/70
29	12/1/70
30	12/1/70
31	12/1/70
32	12/1/70
33	12/1/70
34	12/1/70
35	12/1/70
36	12/1/70
37	12/1/70
38	12/1/70
39	12/1/70
40	12/1/70
41	12/1/70
42	12/1/70
43	12/1/70
44	12/1/70
45	12/1/70
46	12/1/70
47	12/1/70
48	12/1/70
49	12/1/70
50	12/1/70
51	12/1/70
52	12/1/70
53	12/1/70
54	12/1/70
55	12/1/70
56	12/1/70
57	12/1/70
58	12/1/70
59	12/1/70
60	12/1/70
61	12/1/70
62	12/1/70
63	12/1/70
64	12/1/70
65	12/1/70
66	12/1/70
67	12/1/70
68	12/1/70
69	12/1/70
70	12/1/70
71	12/1/70
72	12/1/70
73	12/1/70
74	12/1/70
75	12/1/70
76	12/1/70
77	12/1/70
78	12/1/70
79	12/1/70
80	12/1/70
81	12/1/70
82	12/1/70
83	12/1/70
84	12/1/70
85	12/1/70
86	12/1/70
87	12/1/70
88	12/1/70
89	12/1/70
90	12/1/70
91	12/1/70
92	12/1/70
93	12/1/70
94	12/1/70
95	12/1/70
96	12/1/70
97	12/1/70
98	12/1/70
99	12/1/70
100	12/1/70

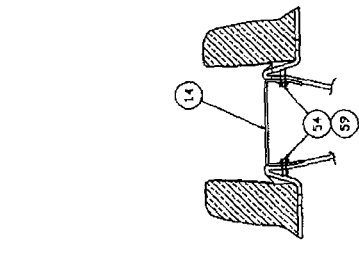
REVISION	
NO.	DATE
1	12/1/70
2	12/1/70
3	12/1/70
4	12/1/70
5	12/1/70
6	12/1/70
7	12/1/70
8	12/1/70
9	12/1/70
10	12/1/70
11	12/1/70
12	12/1/70
13	12/1/70
14	12/1/70
15	12/1/70
16	12/1/70
17	12/1/70
18	12/1/70
19	12/1/70
20	12/1/70
21	12/1/70
22	12/1/70
23	12/1/70
24	12/1/70
25	12/1/70
26	12/1/70
27	12/1/70
28	12/1/70
29	12/1/70
30	12/1/70
31	12/1/70
32	12/1/70
33	12/1/70
34	12/1/70
35	12/1/70
36	12/1/70
37	12/1/70
38	12/1/70
39	12/1/70
40	12/1/70
41	12/1/70
42	12/1/70
43	12/1/70
44	12/1/70
45	12/1/70
46	12/1/70
47	12/1/70
48	12/1/70
49	12/1/70
50	12/1/70
51	12/1/70
52	12/1/70
53	12/1/70
54	12/1/70
55	12/1/70
56	12/1/70
57	12/1/70
58	12/1/70
59	12/1/70
60	12/1/70
61	12/1/70
62	12/1/70
63	12/1/70
64	12/1/70
65	12/1/70
66	12/1/70
67	12/1/70
68	12/1/70
69	12/1/70
70	12/1/70
71	12/1/70
72	12/1/70
73	12/1/70
74	12/1/70
75	12/1/70
76	12/1/70
77	12/1/70
78	12/1/70
79	12/1/70
80	12/1/70
81	12/1/70
82	12/1/70
83	12/1/70
84	12/1/70
85	12/1/70
86	12/1/70
87	12/1/70
88	12/1/70
89	12/1/70
90	12/1/70
91	12/1/70
92	12/1/70
93	12/1/70
94	12/1/70
95	12/1/70
96	12/1/70
97	12/1/70
98	12/1/70
99	12/1/70
100	12/1/70



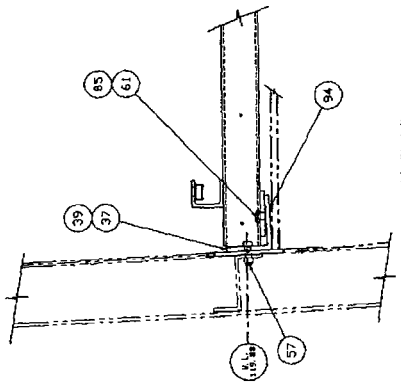
2. DIM. PRINTING IS NOT SCALE ON ALTER. PARTICULARS

20-220-001290		20-220-001290	
REV	DATE	BY	CHKD
1	10/15/53	J.E.S.	J.E.S.
REVISIONS			
2	11/15/53	J.E.S.	J.E.S.
DESCRIPTION			
SEALS INSTALLATION - DRAW			
Bombardeur Inc.			
Seals installed in manifold			
Transpiration High Speed Group			
MATERIAL SPEC.			
ITEM NO.	QTY	DESCRIPTION	UNIT

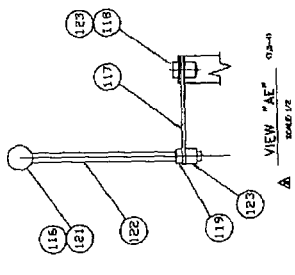
20-220-001290	
REV	DATE
1	10/15/53
REVISION	
2	11/15/53
DESCRIPTION	
SEALS INSTALLATION - DRAW	
Bombardeur Inc.	
Seals installed in manifold	
Transpiration High Speed Group	
MATERIAL SPEC.	
ITEM NO.	QTY



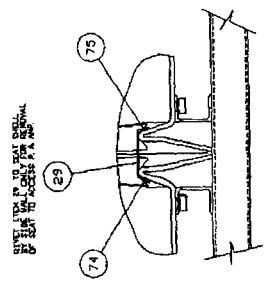
SECTION GG-SG
SCALE 1:2



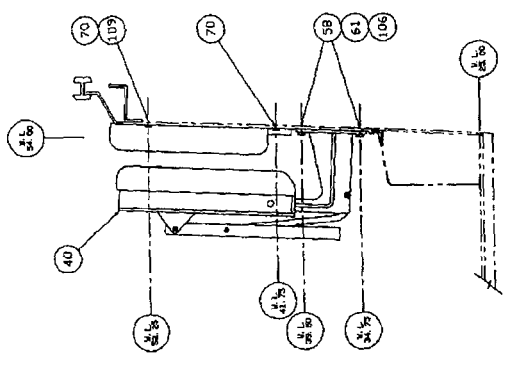
SECTION K-K
SCALE 1:2



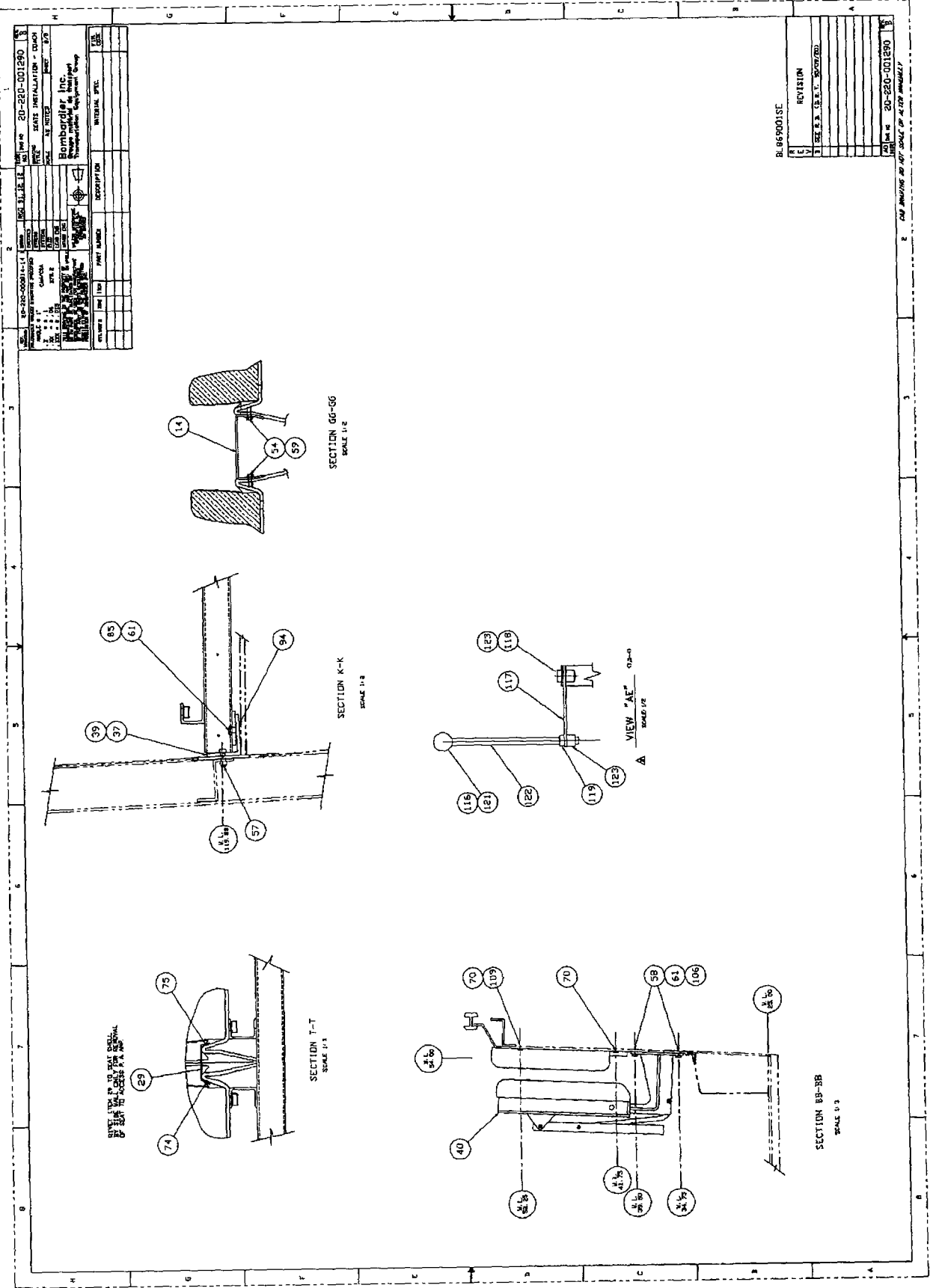
VIEW "AE"
SCALE 1:2




SECTION T-T
SCALE 1:2



SECTION BB-BB
SCALE 1:2



1st Gen Cabs - 623-625

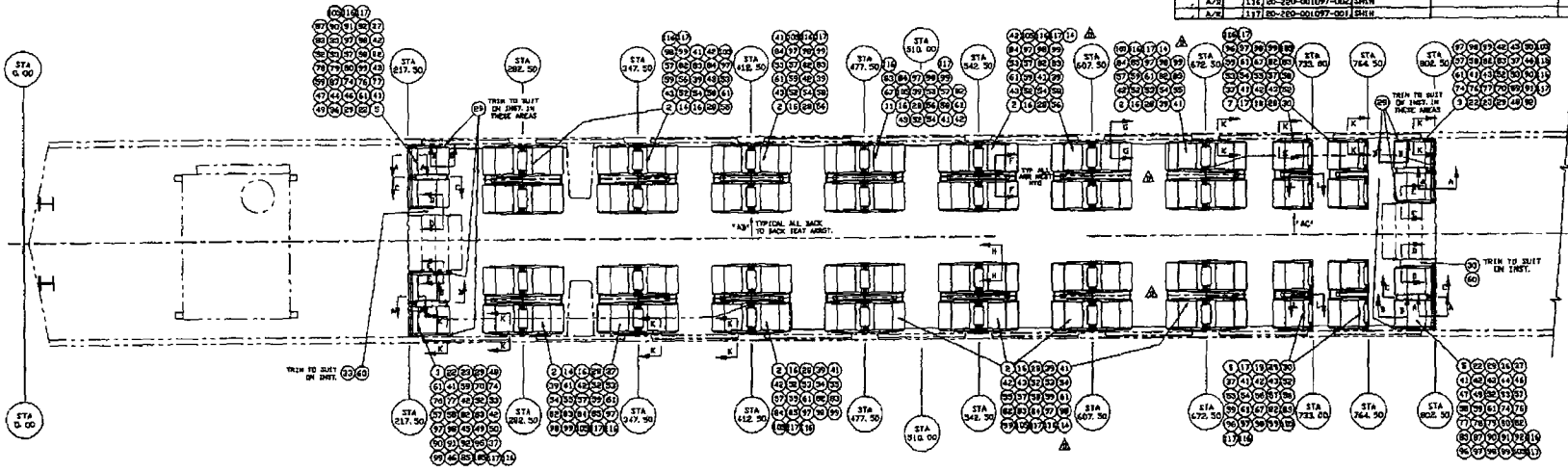


NOTES:

- QUANTITIES SHOWN FOR ITEMS 97 & 99 ARE REF. ONLY. THESE PARTS ARE SUPPLIED AS PART OF SEAT CUSHION AND SEAT BACKS FROM VENDOR.
- QUANTITY FOR ITEM 98 TO BE DEFINED AS FOLLOWS:
978 SUPPLIED AS PART OF SEAT CUSHIONS & SEAT BACKS FROM VENDOR.
280 INSTALLED IN HOUSE PER INSTALLATION.

QTY. REQ'D	ITEM	PART NUMBER	DESCRIPTION	MATERIAL SPEC.	PIL CODE
2	118	BL6690033-1	EXTENSION PLATE	ASSY T	
2	119	614-302742	FRONT		
2	120	01-336-01080	LINK NET		
2	121	01-308-00080	WHEEL		
2	122	01-308-00080	WHEEL		
2	123	01-308-00080	WHEEL		
2	124	BL6690037	END CAP		
2	125	BL1800155	END CAP		

QTY. REQ'D	ITEM	PART NUMBER	DESCRIPTION	MATERIAL SPEC.	PIL CODE
130	82	09-220-00082-001	ASSY-BKT CUSH		
130	83	09-220-00083-001	ASSY-BACK TUBS		
44	84	09-220-00084-001	INSTRUMENT-HOUSE		
24	85	01-342-05020	WEL		
4	86	01-336-01080	RIVET		
4	87	01-336-01080	RIVET-PAN HD		
24	88	01-344-19040	SCREW-FLAT HD		
48	89	01-337-10000	TAP-CRCK		
4	90	08-000-00078-001	ANGLE		
8	91	01-344-19041	SCREW-FLAT HD		
8	92	01-344-19041	RIVET-PAN		
8	93	01-342-05020	WEL		
4/8	94	01-337-10100	TAP-CRCK		
24	95	01-344-19041	SCREW-COR		
14	96	09-220-00085-001	INSTRUMENT-STAND		
REF	97	09-220-00086-001	STRAP-WELDR	SEE NOTE 1	
8/8	98	09-220-00087-001	WAS-CLIP	SEE NOTE 1	
REF	99	09-220-00088-001	STRAP-WELDR	SEE NOTE 1	
1	104	09-220-00104-001	ASSY-SEAT FRAME		
200	105	01-341-10800	WASHER		
11	106	09-220-00106-001	MULTI-SEAT FRAME		
1	107	09-220-00107-001	WEL ANGLE		
1	108	09-220-00108-001	WEL ANGLE		
8	109	01-336-00080	NUT		
4	110	01-336-00080	NUT		
20	111	01-342-05020	LOCK WASHER		
4	112	08-105-00031-001	ASSY - PERKSTAL		
1	113	08-105-00031-001	ANGLE		
1	114	08-105-00031-001	COVER		
4/8	115	08-105-00031-001	COVER		
4/8	116	08-105-00031-001	COVER		
4/8	117	08-105-00031-001	COVER		



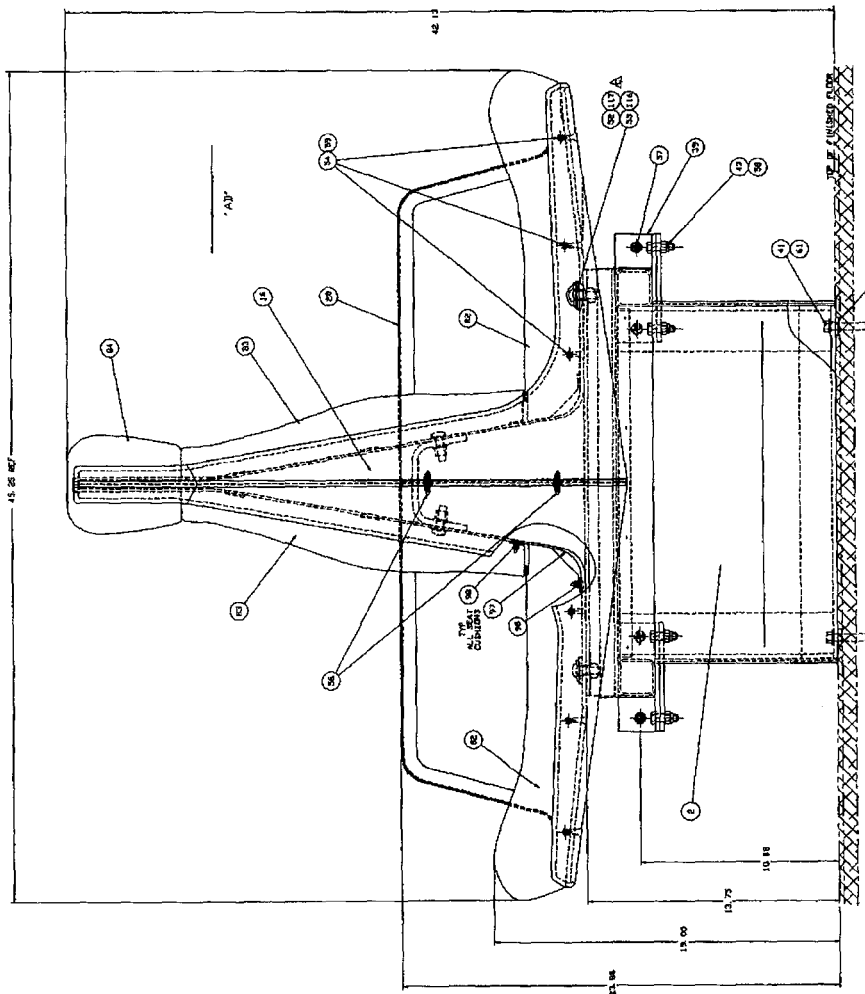
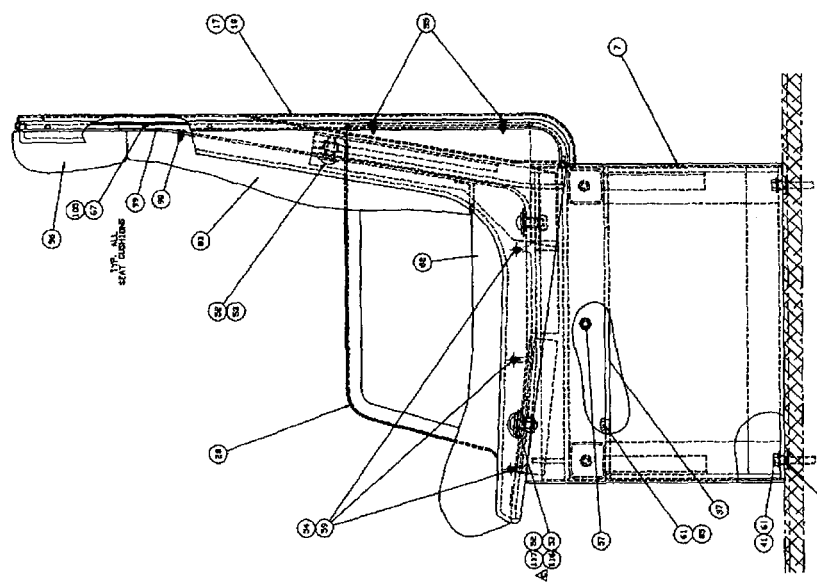
SEATING PLAN - CAR CAR - UPPER DECK

REVISION	
1	FCR 36-9-C39 & 045 (BLN 75-09/74)
2	
3	
4	
5	
6	
7	
8	
9	
10	

BL669002SE
 P/N NO 20-220-001291

CAR DRAWING IS NOT SCALE OF ALTER DIMENSION

DESIGN NO.	20-220-001291	REV.	1
PROJECT NO.	20-220-001291	DATE	11/23/51
ENGINEER	W. J. H. H.	DESIGNED BY	W. J. H. H.
CHECKED BY	W. J. H. H.	APPROVED BY	W. J. H. H.
DATE	11/23/51	SCALE	AS SHOWN
Bombardier, Inc. Transportation Equipment Group			
DESCRIPTION	MEDICAL CASE		
PART NUMBER			
QUANTITY			
UNIT PRICE			
TOTAL PRICE			



REVISION	DATE	BY
1		
2		
3		
4		
5		
6		
7		
8		

VIEW "AC"
SCALE 1/2

VIEW "AB"
SCALE 1/2

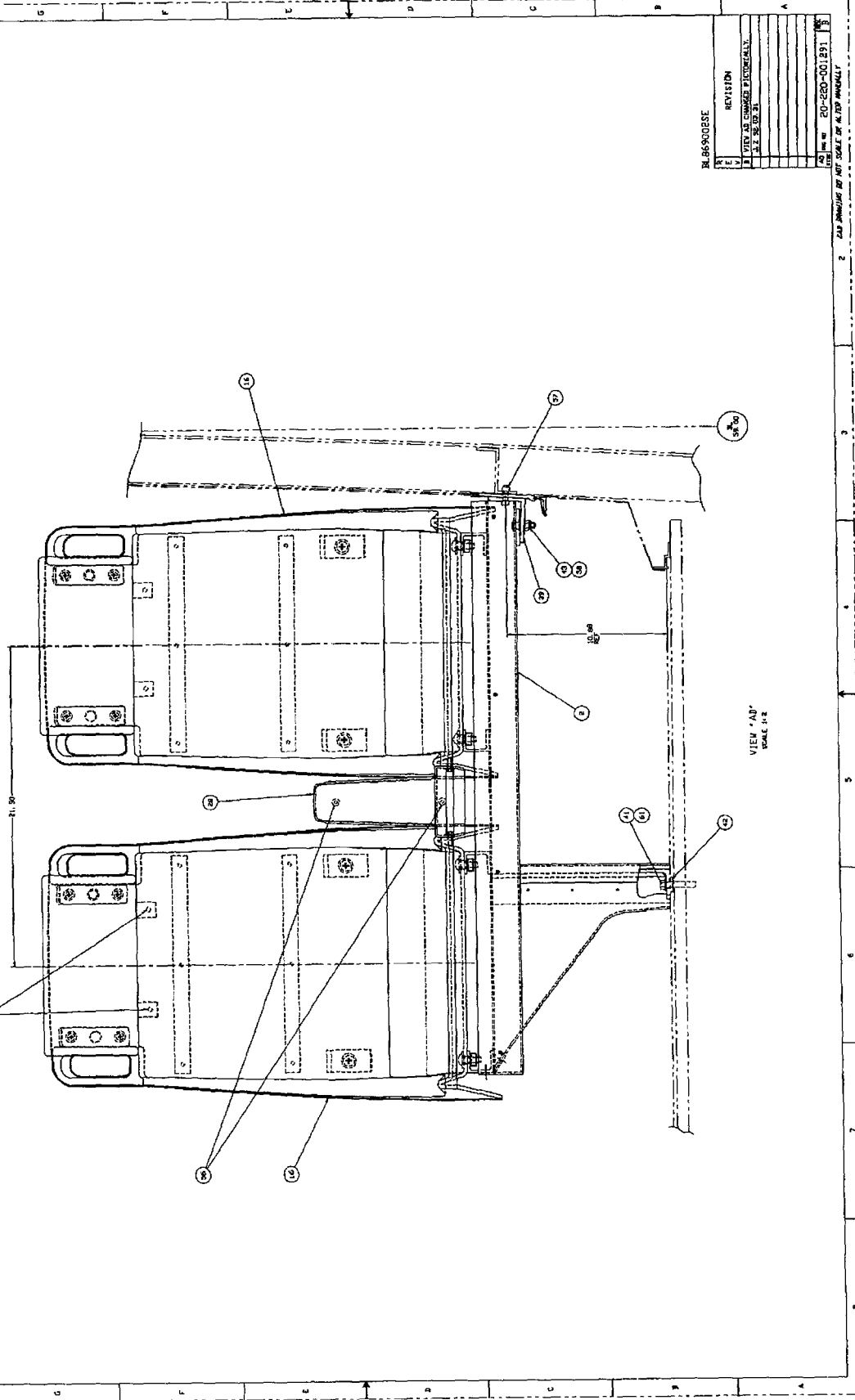
DESIGN NO.	20-220-001291
REV.	1

SEE FIG. 101292/285

SCALE AS SHOWN

DATE DRAWING 11/23/51 BY W. J. H. H.

20-220-001291		20-220-001291	
DATE	REVISED	DATE	REVISED
11/11/52	AS ORDERED	11/11/52	AS ORDERED
BOMBARDIER INC.		BOMBARDIER INC.	
TRANSPORTATION EQUIPMENT GROUP		TRANSPORTATION EQUIPMENT GROUP	
SEATING INSTALLATION - CAR		SEATING INSTALLATION - CAR	
PART NAME		PART NAME	
DESCRIPTION		DESCRIPTION	
QUANTITY		QUANTITY	
UNIT PRICE		UNIT PRICE	
TOTAL PRICE		TOTAL PRICE	


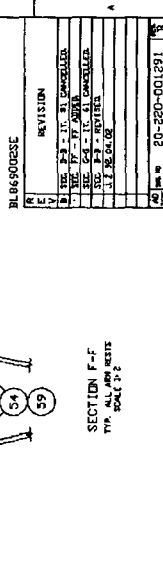

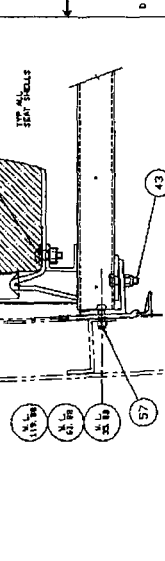
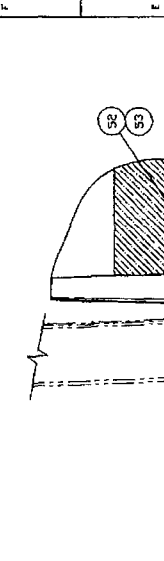


20-220-001291	
DATE	REVISED
11/11/52	AS ORDERED
BOMBARDIER INC.	
TRANSPORTATION EQUIPMENT GROUP	
SEATING INSTALLATION - CAR	
PART NAME	
DESCRIPTION	
QUANTITY	
UNIT PRICE	
TOTAL PRICE	

VIEW "AB"
SCALE 1:2

DRAWING NO. 20-220-001291 DATE: 11.12.53	
TITLE: DATA'S INSTALLATION-CAR	
PART NAME: DATA'S	MATERIAL SPEC.
MANUFACTURER: Bombardier, Inc.	DRAWING NO.
PART NO.	QUANTITY
DESCRIPTION	UNIT PRICE
PART NUMBER	DESCRIPTION
MATERIAL SPEC.	UNIT PRICE

REV.	DATE	DESCRIPTION
1		
2		
3		
4		
5		
6		
7		
8		
9		
10		
11		
12		
13		
14		
15		
16		
17		
18		
19		
20		
21		
22		
23		
24		
25		
26		
27		
28		
29		
30		
31		
32		
33		
34		
35		
36		
37		
38		
39		
40		
41		
42		
43		
44		
45		
46		
47		
48		
49		
50		
51		
52		
53		
54		
55		
56		
57		
58		
59		
60		
61		
62		
63		
64		
65		
66		
67		
68		
69		
70		
71		
72		
73		
74		
75		
76		
77		
78		
79		
80		
81		
82		
83		
84		
85		
86		
87		
88		
89		
90		
91		
92		
93		
94		
95		
96		
97		
98		
99		
100		



SECTION A-A
SCALE 1:1

SECTION B-B
SCALE 1:1

SECTION C-C
SCALE 1:1

SECTION D-D
SCALE 1:2

SECTION E-E
SCALE 1:2

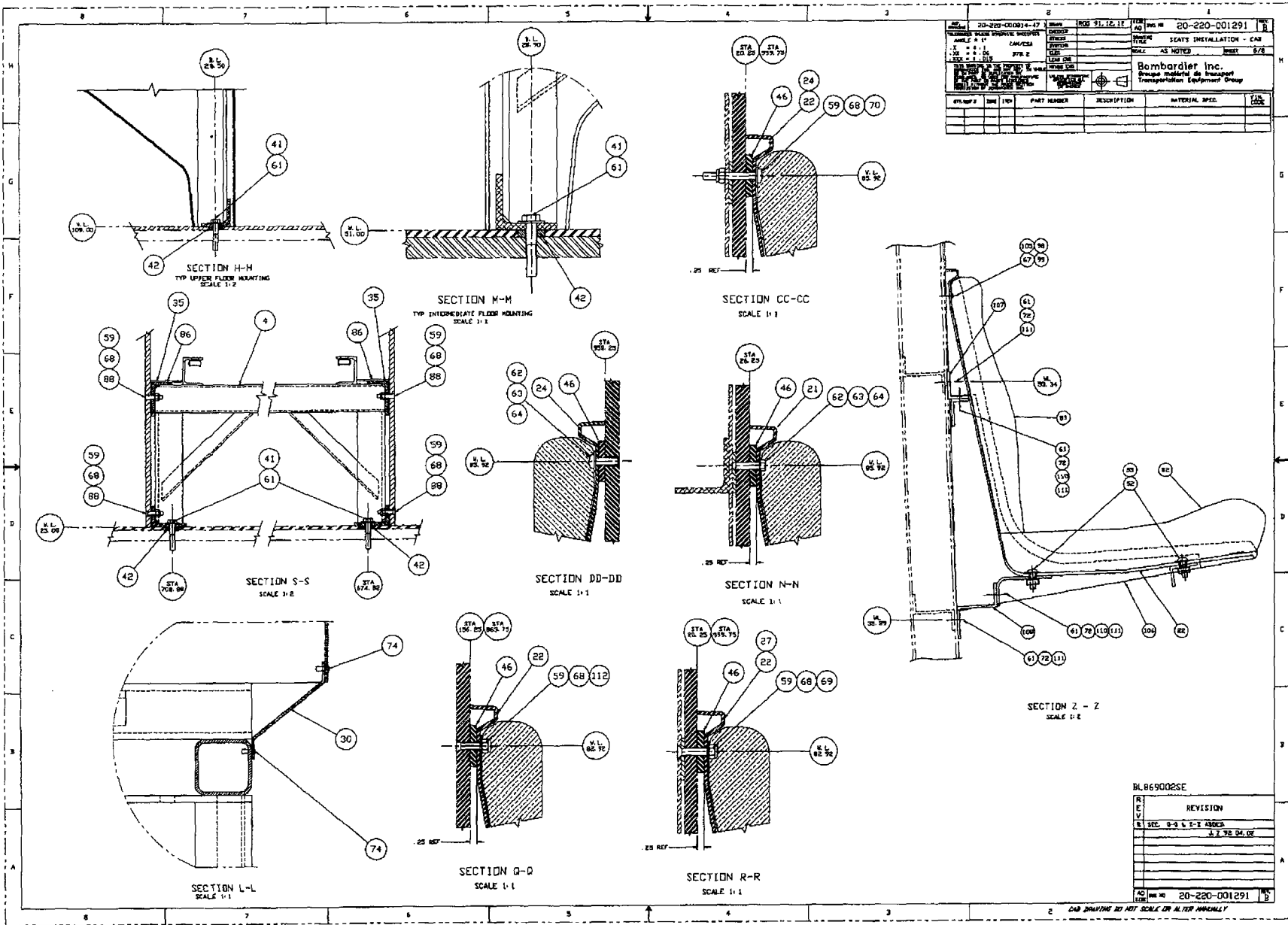
SECTION F-F
SCALE 1:2

SECTION G-G
SCALE 1:2

SECTION H-H
SCALE 1:2

REV.	DATE	DESCRIPTION
1		
2		
3		
4		
5		
6		
7		
8		
9		
10		
11		
12		
13		
14		
15		
16		
17		
18		
19		
20		
21		
22		
23		
24		
25		
26		
27		
28		
29		
30		
31		
32		
33		
34		
35		
36		
37		
38		
39		
40		
41		
42		
43		
44		
45		
46		
47		
48		
49		
50		
51		
52		
53		
54		
55		
56		
57		
58		
59		
60		
61		
62		
63		
64		
65		
66		
67		
68		
69		
70		
71		
72		
73		
74		
75		
76		
77		
78		
79		
80		
81		
82		
83		
84		
85		
86		
87		
88		
89		
90		
91		
92		
93		
94		
95		
96		
97		
98		
99		
100		

BL 8650025E
 REVISION
 1
 2
 3
 4
 5
 6
 7
 8
 9
 10
 11
 12
 13
 14
 15
 16
 17
 18
 19
 20
 21
 22
 23
 24
 25
 26
 27
 28
 29
 30
 31
 32
 33
 34
 35
 36
 37
 38
 39
 40
 41
 42
 43
 44
 45
 46
 47
 48
 49
 50
 51
 52
 53
 54
 55
 56
 57
 58
 59
 60
 61
 62
 63
 64
 65
 66
 67
 68
 69
 70
 71
 72
 73
 74
 75
 76
 77
 78
 79
 80
 81
 82
 83
 84
 85
 86
 87
 88
 89
 90
 91
 92
 93
 94
 95
 96
 97
 98
 99
 100



20-220-CO-021-47	REV. 31.12.11	FIG. NO.	20-220-001291		
ISSUED BY: TECHNICAL SERVICES	DESIGNED BY:	PROJ. NO.	SEATS INSTALLATION - CAB		
SCALE: AS NOTED	DATE:	BY:	INSET: 6/28		
Bombardier Inc. Bombardier Inc. de Montréal Transportation Equipment Group					
REV. NO.	DATE	BY	DESCRIPTION	MATERIAL SPEC.	CHK. DATE

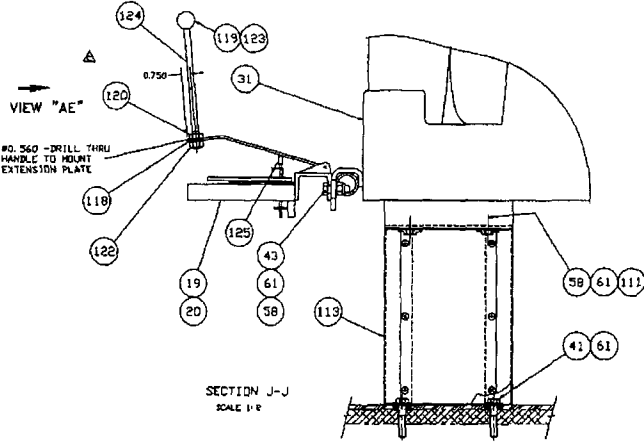
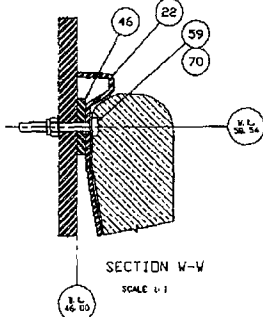
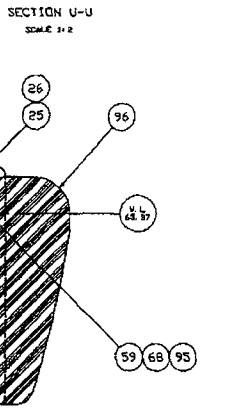
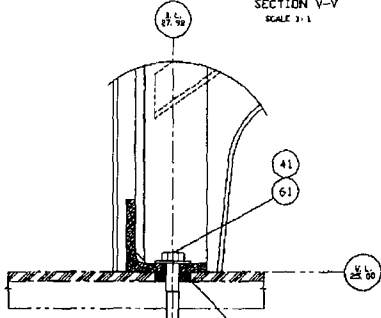
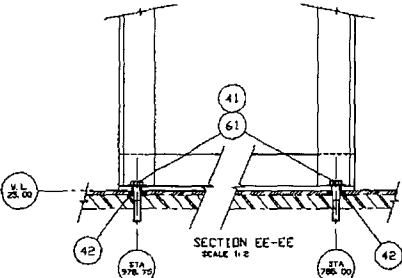
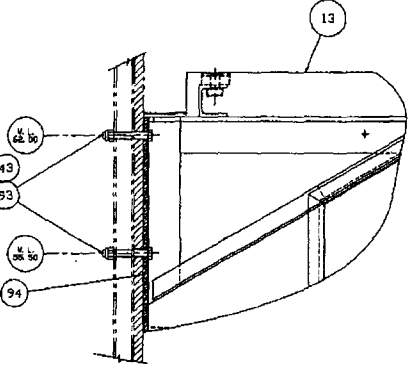
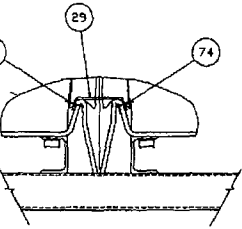
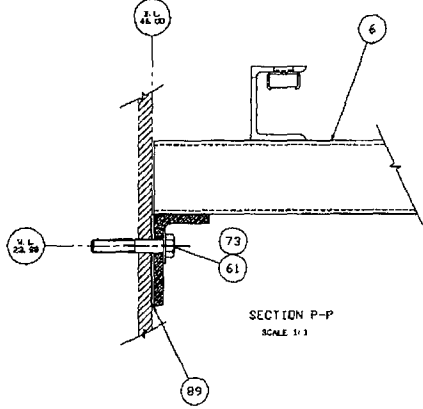
DL B69002SE

REV.	DATE	DESCRIPTION
1	20-220-001291	3-7-92 04.02

20-220-001291

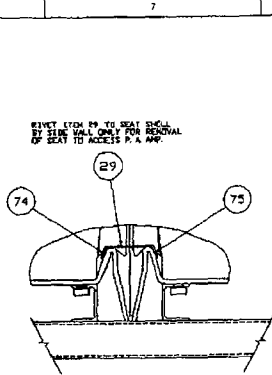
CAB DRAWING DO NOT SCALE OR ALTER MANUALLY

REV	NO	DATE	BY	CHKD	APP'D	FIG. NO.	REV. NO.
1	1	NOV 93, 12, 12				20-220-001291	C
PROJECT: 20-220-000014-47				TITLE: SEATS INSTALLATION - CAB		SCALE: 1/8" = 1'-0"	
DRAWN BY: J. J. ...				CHECKED BY: ...		APPROVED BY: ...	
MATERIALS: ...				DESIGN: ...		REVISIONS:	
PART NUMBER				DESCRIPTION		MATERIAL SPEC.	

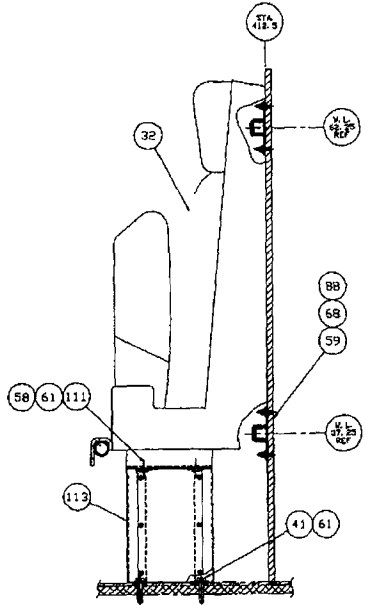


BLB690025T	
REV	REVISION
1	
2	SEE B.B. (CONT. 25/26/27)
3	
4	
5	
6	
7	
8	
9	
10	
FIG. NO.	20-220-001291
REV.	C

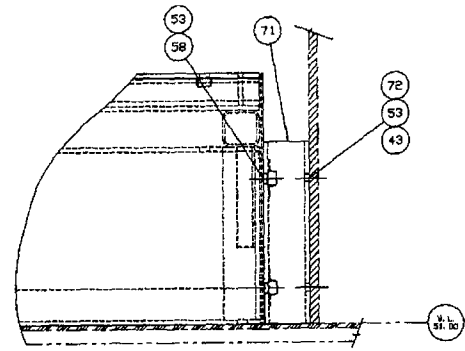
2. CAB DRAWINGS DO NOT SCALE OR ALTER MANUALLY



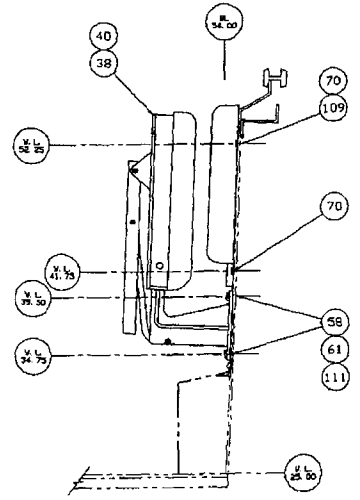
SECTION T-T
SCALE 1-1



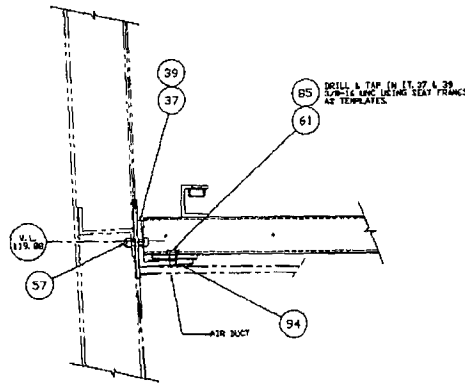
SECTION AA-AA
SCALE 1-2



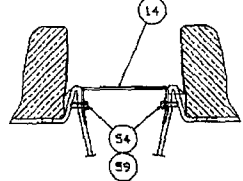
SECTION HH-HH
SCALE 1-2



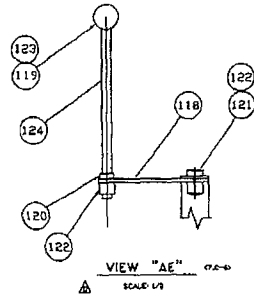
SECTION BB-BB
SCALE 1-2



SECTION K-K
SCALE 1-2



SECTION GG-GG
SCALE 1-2



VIEW "AE"
SCALE 1-2

REINFORCE THE SEAT BACK BY SEAT VAL ONLY FOR REMOVAL OF SEAT TO ACCESS P.A. AND

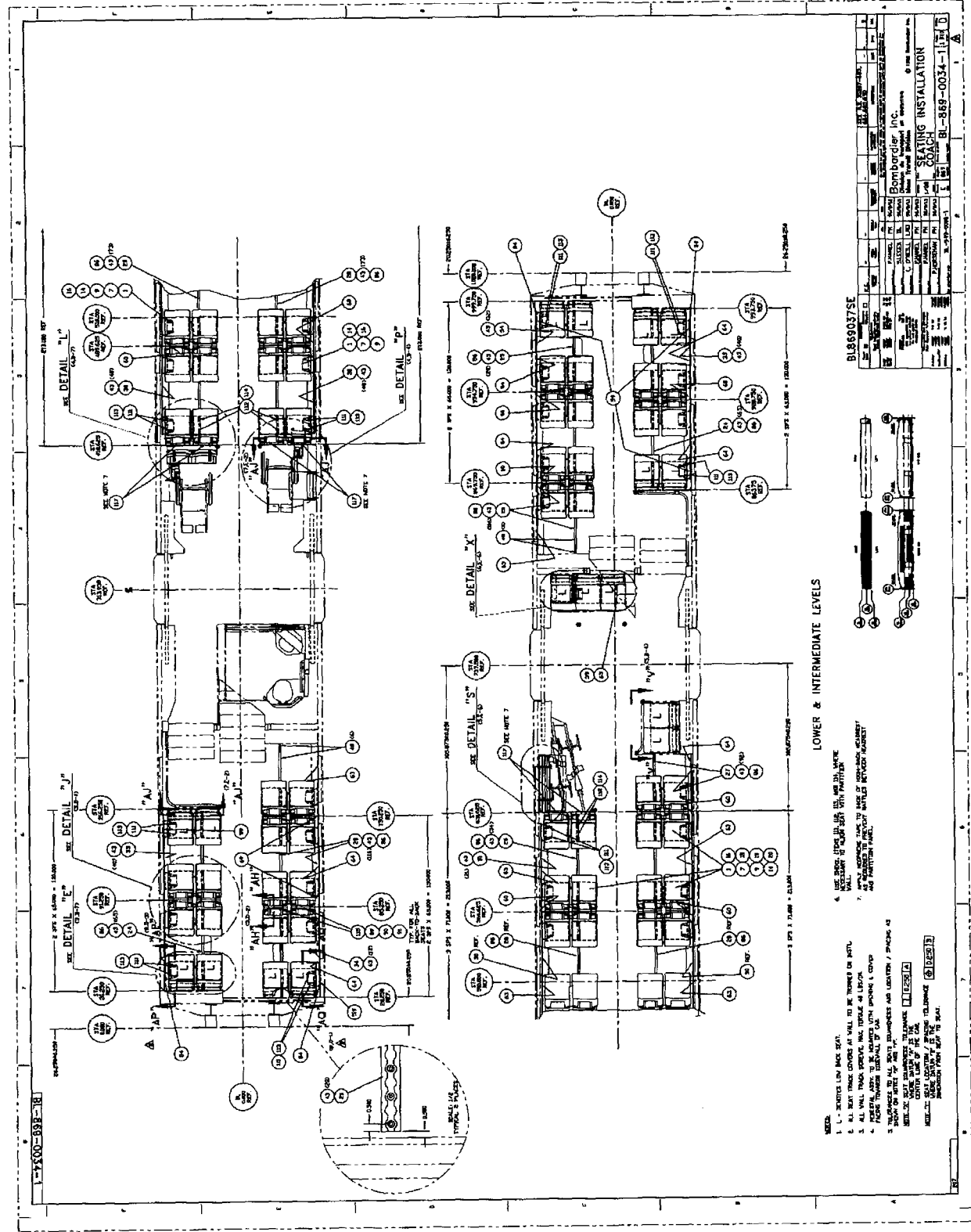
BOLT & TAP IN 11, 27 & 28 SUPPLIES AND USE SEAT FRAMES AS TEMPLATES.

CLIP DIMENSIONS TO NOT SCALE UP IN THIS MANUALLY

20-220-000114-67	REV. 31, 18, 12	20-220-001291
REVISED DRAWING SHEETS	DATE	REVISED DRAWING SHEETS
SHEET NO. 1	DATE	SHEET NO. 1
SCALE AS NOTED	DATE	SCALE AS NOTED
	DATE	
	DATE	
Bombardier Inc. Division of General Motors		
Transportation Equipment Group		
PART NO.	QUANTITY	PART NAME

REVISION	
1	BY: [] DATE: 95/09/20
2	
3	
4	
5	
6	
7	
8	
9	
10	

2nd Gen Coach - 177



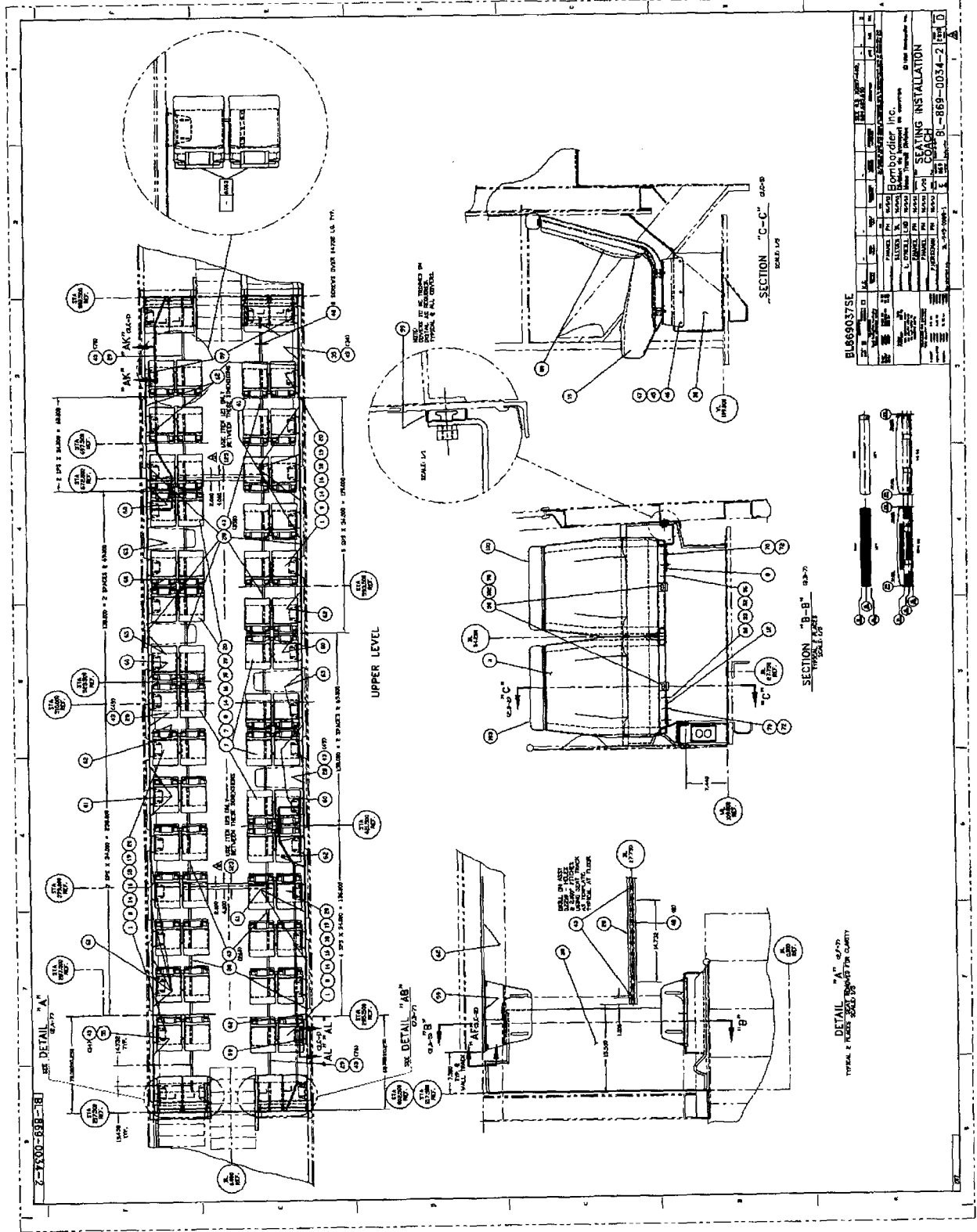
LOWER & INTERMEDIATE LEVELS

- 1. SEE DETAIL "E" FOR PART 1.
- 2. SEE DETAIL "E" FOR PART 2.
- 3. ALL WALL THICKNESS, INCLUDING INSULATION, TO BE INDICATED ON ALL WALLS.
- 4. FLOOR THICKNESS TO BE INDICATED ON ALL FLOORS.
- 5. SEE DETAIL "S" FOR PART 1.
- 6. SEE DETAIL "S" FOR PART 2.
- 7. SEE DETAIL "S" FOR PART 3.
- 8. SEE DETAIL "S" FOR PART 4.
- 9. SEE DETAIL "S" FOR PART 5.
- 10. SEE DETAIL "S" FOR PART 6.
- 11. SEE DETAIL "S" FOR PART 7.
- 12. SEE DETAIL "S" FOR PART 8.
- 13. SEE DETAIL "S" FOR PART 9.
- 14. SEE DETAIL "S" FOR PART 10.
- 15. SEE DETAIL "S" FOR PART 11.
- 16. SEE DETAIL "S" FOR PART 12.
- 17. SEE DETAIL "S" FOR PART 13.
- 18. SEE DETAIL "S" FOR PART 14.
- 19. SEE DETAIL "S" FOR PART 15.
- 20. SEE DETAIL "S" FOR PART 16.
- 21. SEE DETAIL "S" FOR PART 17.
- 22. SEE DETAIL "S" FOR PART 18.
- 23. SEE DETAIL "S" FOR PART 19.
- 24. SEE DETAIL "S" FOR PART 20.
- 25. SEE DETAIL "S" FOR PART 21.
- 26. SEE DETAIL "S" FOR PART 22.
- 27. SEE DETAIL "S" FOR PART 23.
- 28. SEE DETAIL "S" FOR PART 24.
- 29. SEE DETAIL "S" FOR PART 25.
- 30. SEE DETAIL "S" FOR PART 26.
- 31. SEE DETAIL "S" FOR PART 27.
- 32. SEE DETAIL "S" FOR PART 28.
- 33. SEE DETAIL "S" FOR PART 29.
- 34. SEE DETAIL "S" FOR PART 30.
- 35. SEE DETAIL "S" FOR PART 31.
- 36. SEE DETAIL "S" FOR PART 32.
- 37. SEE DETAIL "S" FOR PART 33.
- 38. SEE DETAIL "S" FOR PART 34.
- 39. SEE DETAIL "S" FOR PART 35.
- 40. SEE DETAIL "S" FOR PART 36.
- 41. SEE DETAIL "S" FOR PART 37.
- 42. SEE DETAIL "S" FOR PART 38.
- 43. SEE DETAIL "S" FOR PART 39.
- 44. SEE DETAIL "S" FOR PART 40.
- 45. SEE DETAIL "S" FOR PART 41.
- 46. SEE DETAIL "S" FOR PART 42.
- 47. SEE DETAIL "S" FOR PART 43.
- 48. SEE DETAIL "S" FOR PART 44.
- 49. SEE DETAIL "S" FOR PART 45.
- 50. SEE DETAIL "S" FOR PART 46.
- 51. SEE DETAIL "S" FOR PART 47.
- 52. SEE DETAIL "S" FOR PART 48.
- 53. SEE DETAIL "S" FOR PART 49.
- 54. SEE DETAIL "S" FOR PART 50.
- 55. SEE DETAIL "S" FOR PART 51.
- 56. SEE DETAIL "S" FOR PART 52.
- 57. SEE DETAIL "S" FOR PART 53.
- 58. SEE DETAIL "S" FOR PART 54.
- 59. SEE DETAIL "S" FOR PART 55.
- 60. SEE DETAIL "S" FOR PART 56.
- 61. SEE DETAIL "S" FOR PART 57.
- 62. SEE DETAIL "S" FOR PART 58.
- 63. SEE DETAIL "S" FOR PART 59.
- 64. SEE DETAIL "S" FOR PART 60.
- 65. SEE DETAIL "S" FOR PART 61.
- 66. SEE DETAIL "S" FOR PART 62.
- 67. SEE DETAIL "S" FOR PART 63.
- 68. SEE DETAIL "S" FOR PART 64.
- 69. SEE DETAIL "S" FOR PART 65.
- 70. SEE DETAIL "S" FOR PART 66.
- 71. SEE DETAIL "S" FOR PART 67.
- 72. SEE DETAIL "S" FOR PART 68.
- 73. SEE DETAIL "S" FOR PART 69.
- 74. SEE DETAIL "S" FOR PART 70.
- 75. SEE DETAIL "S" FOR PART 71.
- 76. SEE DETAIL "S" FOR PART 72.
- 77. SEE DETAIL "S" FOR PART 73.
- 78. SEE DETAIL "S" FOR PART 74.
- 79. SEE DETAIL "S" FOR PART 75.
- 80. SEE DETAIL "S" FOR PART 76.
- 81. SEE DETAIL "S" FOR PART 77.
- 82. SEE DETAIL "S" FOR PART 78.
- 83. SEE DETAIL "S" FOR PART 79.
- 84. SEE DETAIL "S" FOR PART 80.
- 85. SEE DETAIL "S" FOR PART 81.
- 86. SEE DETAIL "S" FOR PART 82.
- 87. SEE DETAIL "S" FOR PART 83.
- 88. SEE DETAIL "S" FOR PART 84.
- 89. SEE DETAIL "S" FOR PART 85.
- 90. SEE DETAIL "S" FOR PART 86.
- 91. SEE DETAIL "S" FOR PART 87.
- 92. SEE DETAIL "S" FOR PART 88.
- 93. SEE DETAIL "S" FOR PART 89.
- 94. SEE DETAIL "S" FOR PART 90.
- 95. SEE DETAIL "S" FOR PART 91.
- 96. SEE DETAIL "S" FOR PART 92.
- 97. SEE DETAIL "S" FOR PART 93.
- 98. SEE DETAIL "S" FOR PART 94.
- 99. SEE DETAIL "S" FOR PART 95.
- 100. SEE DETAIL "S" FOR PART 96.
- 101. SEE DETAIL "S" FOR PART 97.
- 102. SEE DETAIL "S" FOR PART 98.
- 103. SEE DETAIL "S" FOR PART 99.
- 104. SEE DETAIL "S" FOR PART 100.

BL-868-0034-1	BL-868-0034-2	BL-868-0034-3	BL-868-0034-4	BL-868-0034-5	BL-868-0034-6	BL-868-0034-7	BL-868-0034-8	BL-868-0034-9	BL-868-0034-10
BL-868-0034-11	BL-868-0034-12	BL-868-0034-13	BL-868-0034-14	BL-868-0034-15	BL-868-0034-16	BL-868-0034-17	BL-868-0034-18	BL-868-0034-19	BL-868-0034-20
BL-868-0034-21	BL-868-0034-22	BL-868-0034-23	BL-868-0034-24	BL-868-0034-25	BL-868-0034-26	BL-868-0034-27	BL-868-0034-28	BL-868-0034-29	BL-868-0034-30
BL-868-0034-31	BL-868-0034-32	BL-868-0034-33	BL-868-0034-34	BL-868-0034-35	BL-868-0034-36	BL-868-0034-37	BL-868-0034-38	BL-868-0034-39	BL-868-0034-40

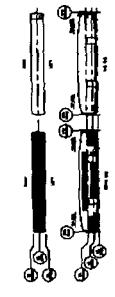


SEATING INSTALLATION
 Bombardier, Inc.
 BL-868-0034-1



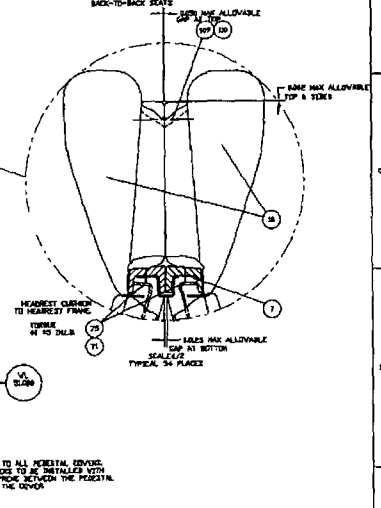
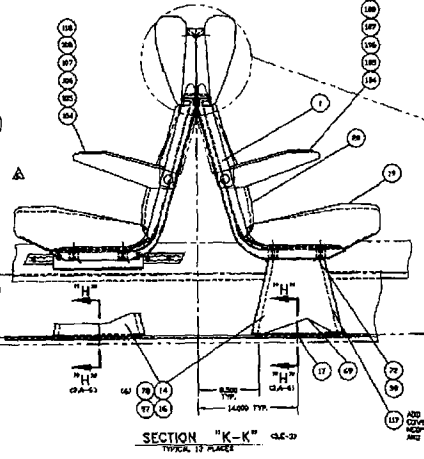
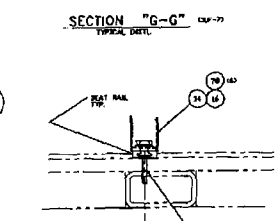
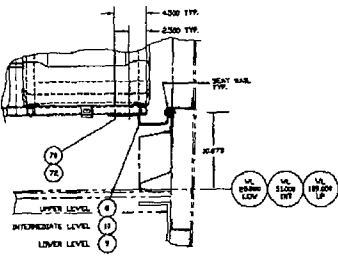
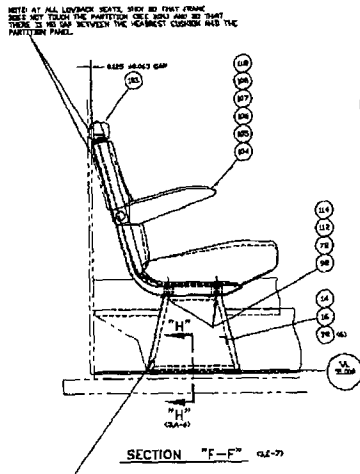
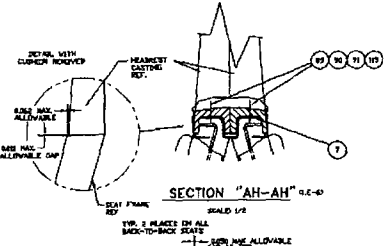
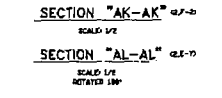
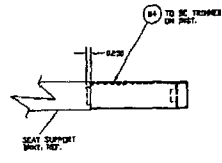
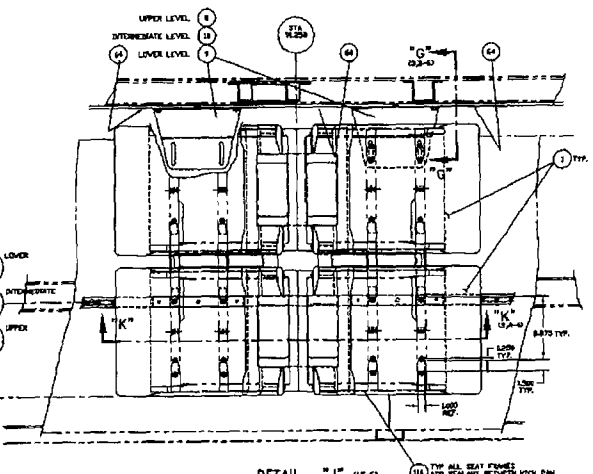
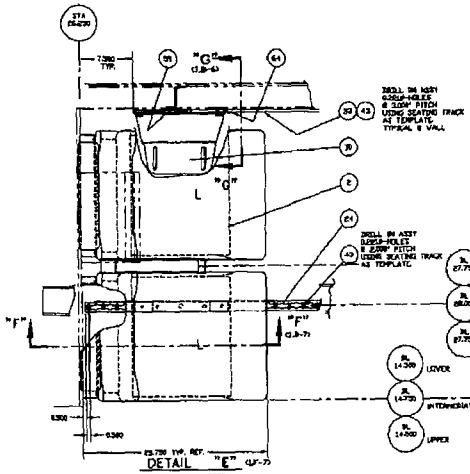
BOMBARDIER

PROJECT NO.	100-1000000	REV.	1
DATE	10/1/57	BY	J. J. [unclear]
CHECKED BY	[unclear]	DATE	10/1/57
DESIGNED BY	[unclear]	DATE	10/1/57
DRAWN BY	[unclear]	DATE	10/1/57
CHECKED BY	[unclear]	DATE	10/1/57
APPROVED BY	[unclear]	DATE	10/1/57
PROJECT TITLE	SEATING INSTALLATION		
PROJECT NO.	100-1000000		
REV.	1		
DATE	10/1/57		
BY	J. J. [unclear]		
CHECKED BY	[unclear]		
DATE	10/1/57		
PROJECT TITLE	SEATING INSTALLATION		
PROJECT NO.	100-1000000		
REV.	1		
DATE	10/1/57		
BY	J. J. [unclear]		
CHECKED BY	[unclear]		
DATE	10/1/57		



DETAIL "A" 0/1/57
 TYPICAL SEATING INSTALLATION

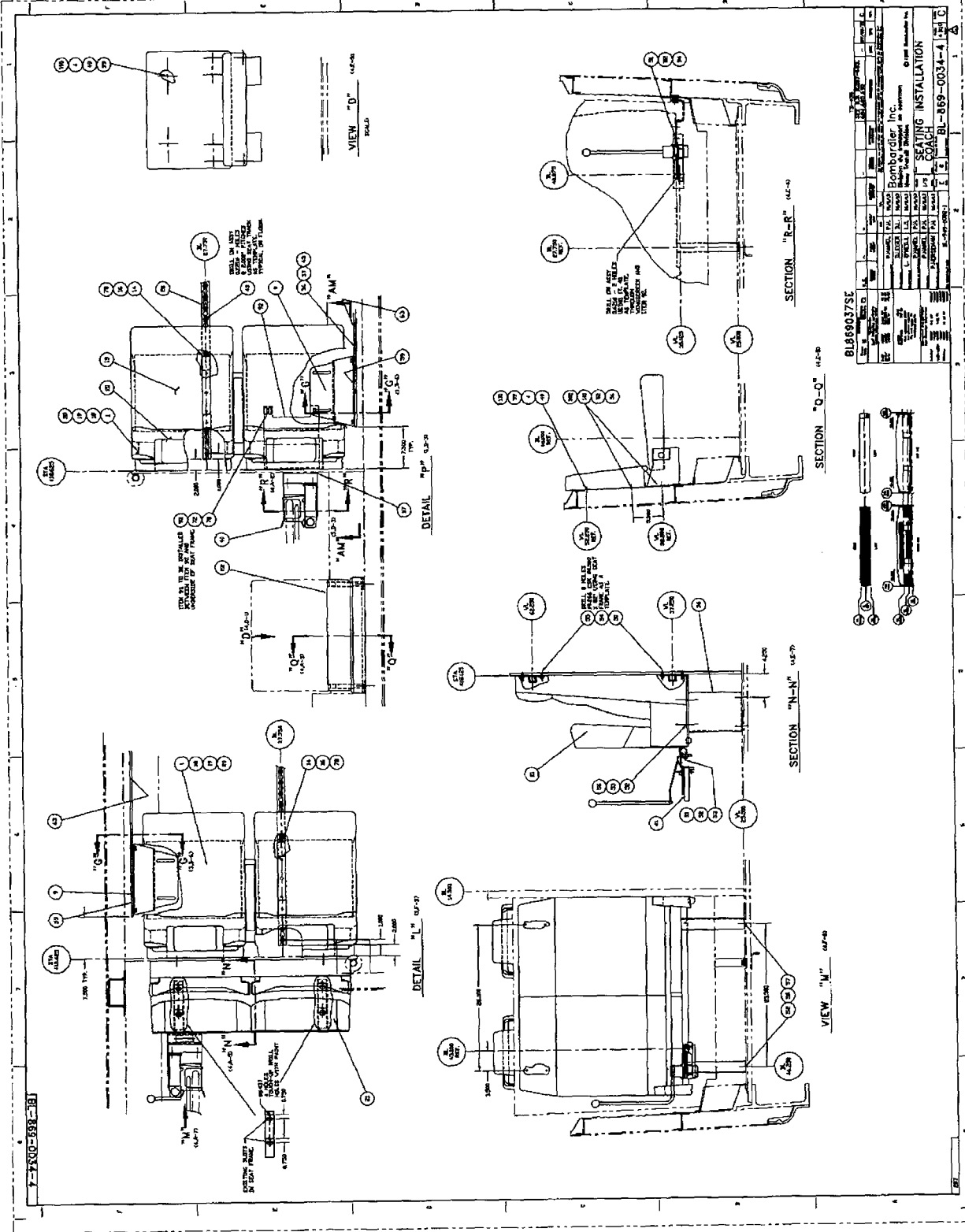
C-1500-89R-1B



BL869037SE

REV	DATE	BY	CHKD	DESCRIPTION
1	10/10/88
2
3
4
5
6
7
8
9
10
11
12
13
14
15
16
17
18
19
20
21
22
23
24
25
26
27
28
29
30
31
32
33
34
35
36
37
38
39
40
41
42
43
44
45
46
47
48
49
50

Bombardier Inc.
SEATING INSTALLATION
COACH
BL-869-0034-3

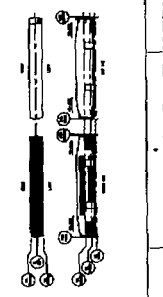


BL860017SE

REV	DATE	BY	CHKD	DESCRIPTION
1				ISSUED FOR CONSTRUCTION
2				REVISION
3				REVISION
4				REVISION
5				REVISION
6				REVISION
7				REVISION
8				REVISION
9				REVISION
10				REVISION
11				REVISION
12				REVISION
13				REVISION
14				REVISION
15				REVISION
16				REVISION
17				REVISION
18				REVISION
19				REVISION
20				REVISION

Bombardier Inc.
 4300 Boul. de l'Assommoir
 Montreal, Quebec H3T 1M6
 Canada

SEATING INSTALLATION
 COACH
 BL-869-0034-4



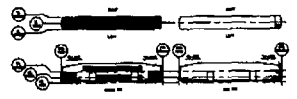
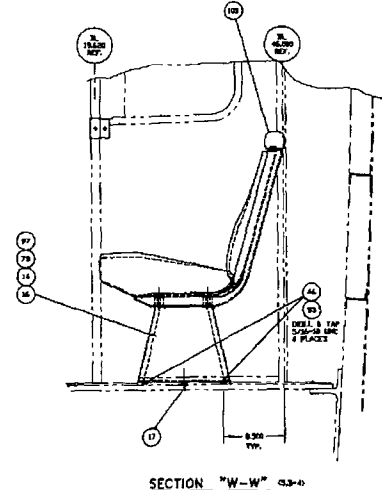
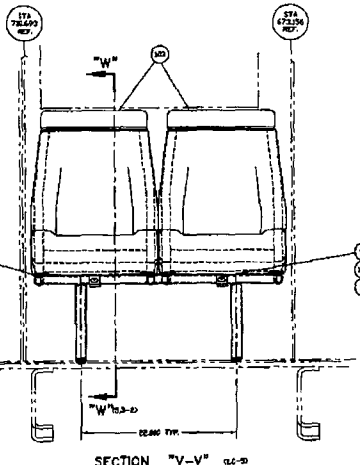
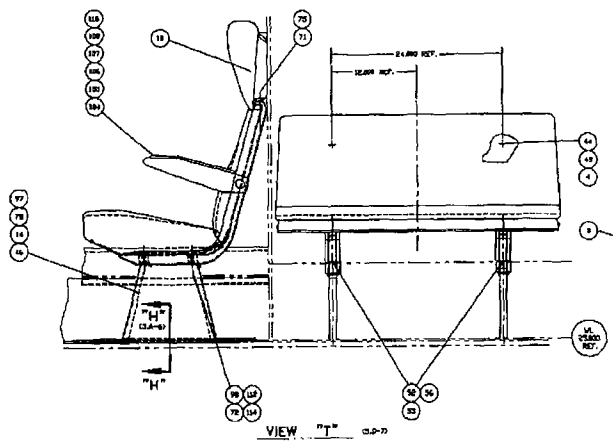
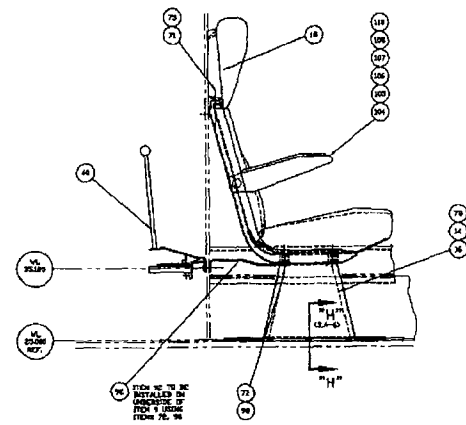
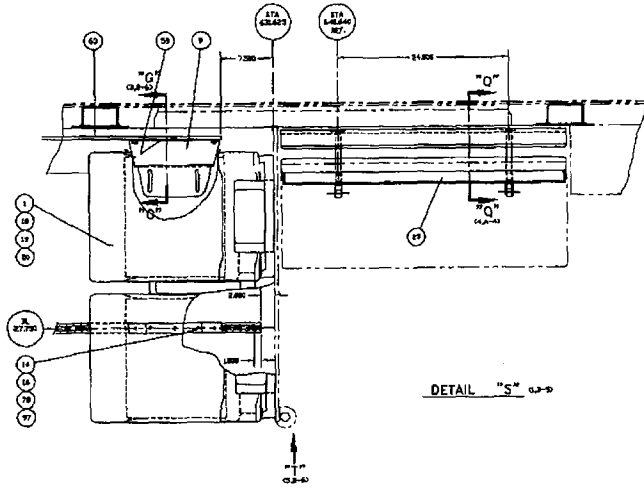
BL860017SE

REV	DATE	BY	CHKD	DESCRIPTION
1				ISSUED FOR CONSTRUCTION
2				REVISION
3				REVISION
4				REVISION
5				REVISION
6				REVISION
7				REVISION
8				REVISION
9				REVISION
10				REVISION
11				REVISION
12				REVISION
13				REVISION
14				REVISION
15				REVISION
16				REVISION
17				REVISION
18				REVISION
19				REVISION
20				REVISION

Bombardier Inc.
 4300 Boul. de l'Assommoir
 Montreal, Quebec H3T 1M6
 Canada

SEATING INSTALLATION
 COACH
 BL-869-0034-4

4-1500-889-1B



BL869037SE

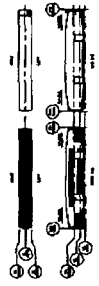
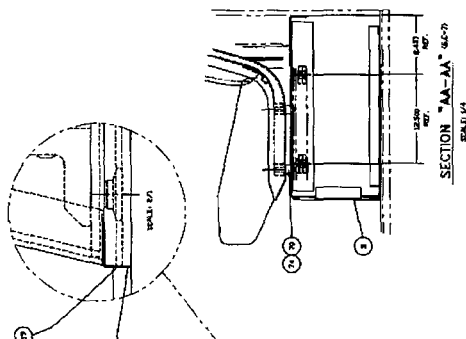
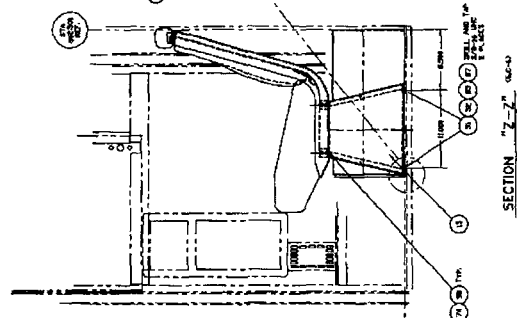
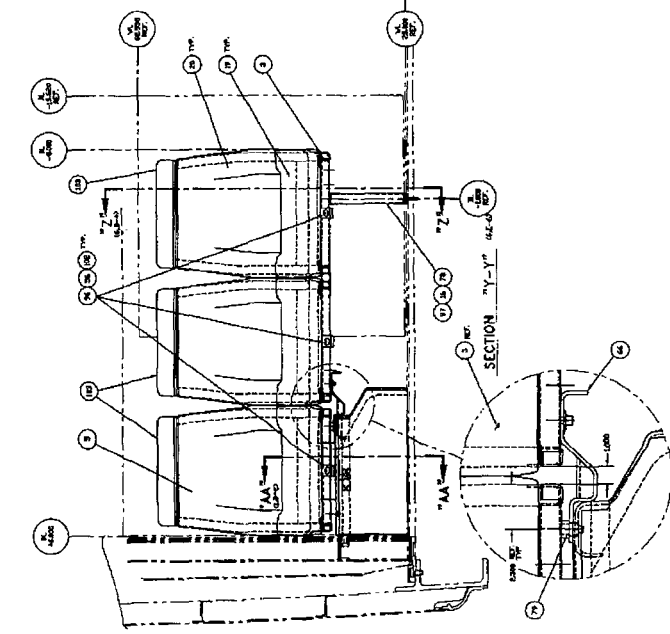
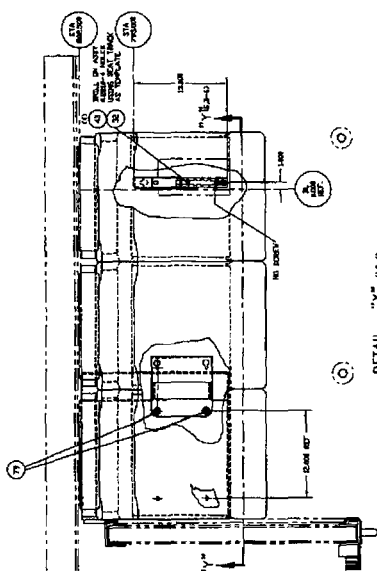
REV.	DESCRIPTION	DATE	BY	CHKD.	APP.
1	ISSUED FOR PRODUCTION				
2	REVISION				
3	REVISION				
4	REVISION				
5	REVISION				
6	REVISION				
7	REVISION				
8	REVISION				
9	REVISION				
10	REVISION				

Bombardier Inc.
 Bombardier du transport en commun
 Aero Transport Division
 © 1987 Bombardier Inc.

SEATING INSTALLATION
 COACH

BL-869-0034-5

9-7500-938-18



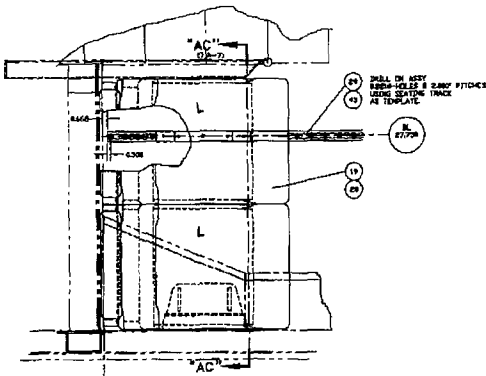
BL690375E

REV	DATE	BY	CHKD	DESCRIPTION
1				ISSUED FOR CONSTRUCTION
2				REVISION
3				REVISION
4				REVISION
5				REVISION
6				REVISION
7				REVISION
8				REVISION
9				REVISION
10				REVISION
11				REVISION
12				REVISION
13				REVISION
14				REVISION
15				REVISION
16				REVISION
17				REVISION
18				REVISION
19				REVISION
20				REVISION

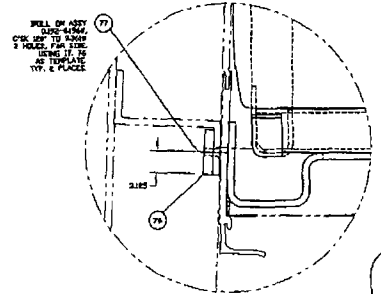
BL-669-0034-6 PART 1

Bombardier Inc.
 1000 Avenue de l'Esplanade
 Montreal, Quebec H3T 2M7
 CANADA

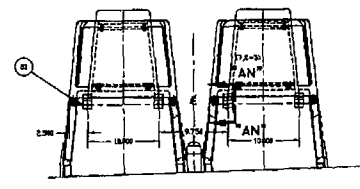
SEALING INSTALLATION



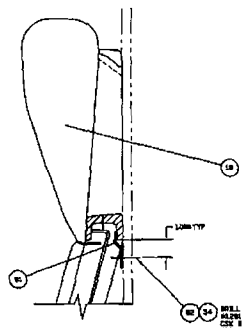
DETAIL "AB" 02-7
TYPICAL 2 PLACES



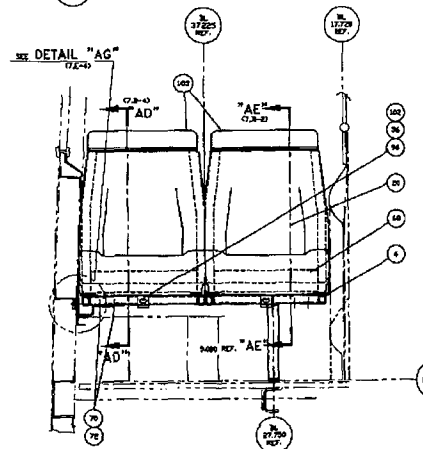
DETAIL "AG" 03-4
SCALE 1/4
TYPICAL 2 PLACES



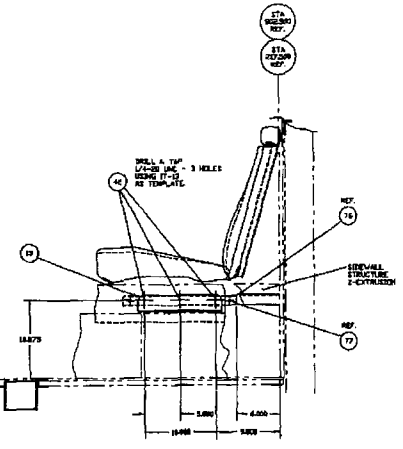
SECTION "AJ-AJ" 02-2
SCALE 1/2
SEAT CUSHION REMOVED FOR CLARITY



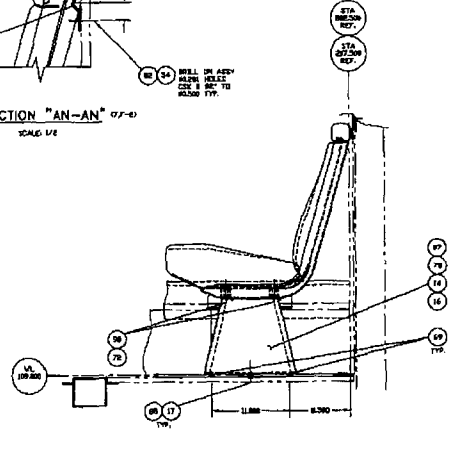
SECTION "AN-AN" 07-6
SCALE 1/4



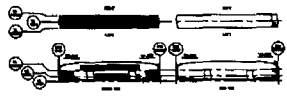
SECTION "AC-AC" 07-7
SCALE 1/2



SECTION "AD-AD" 02-7



SECTION "AE-AE" 02-7

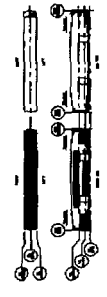
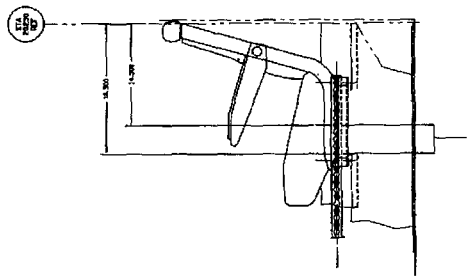
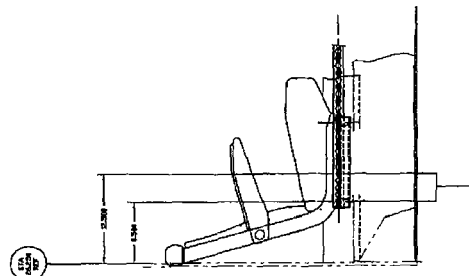


BL869037SE

REV	DATE	BY	CHKD	APP'D	DESCRIPTION
1	10/10/53
2
3
4
5
6
7
8
9
10
11
12
13
14
15
16
17
18
19
20
21
22
23
24
25
26
27
28
29
30
31
32
33
34
35
36
37
38
39
40
41
42
43
44
45
46
47
48
49
50
51
52
53
54
55
56
57
58
59
60
61
62
63
64
65
66
67
68
69
70
71
72
73
74
75
76
77
78
79
80
81
82
83
84
85
86
87
88
89
90
91
92
93
94
95
96
97
98
99
100

Bombardier Inc.
SEATING INSTALLATION
COACH
BL-869-0034-7

8-1100-698-11



BL8600375E

REV	DATE	BY	CHKD	APP'D	DESCRIPTION
1	11/15/54
2
3
4
5
6
7
8
9
10
11
12
13
14
15
16
17
18
19
20
21
22
23
24
25
26
27
28
29
30
31
32
33
34
35
36
37
38
39
40
41
42
43
44
45
46
47
48
49
50
51
52
53
54
55
56
57
58
59
60
61
62
63
64
65
66
67
68
69
70
71
72
73
74
75
76
77
78
79
80
81
82
83
84
85
86
87
88
89
90
91
92
93
94
95
96
97
98
99
100

Bombardier Inc.
 1000 Avenue de l'Esplanade
 Montreal, Quebec H3T 2M2
 Canada

Part No. 869-0034
 Rev. 1
 COACH
 SEATING INSTALLATION

PL-869-0034-B1024

IMP.	ITEM	ZONE	QTY/TYPE				DESCRIPTION	DWG REF.	MATERIAL	COMMENT	LB	REV.
			-	-	-	1						
	26	1C6				1	SEAT TRACK - MEDIUM DUTY 65" LG	ALUM 7075T8 640602335				
	27	1B6				2	SEAT TRACK - MEDIUM DUTY 107.5" LG	ALUM 7075T8 640602325				
	28	1D4				16	SEAT TRACK - MEDIUM DUTY 144" LG	ALUM 7075T8 640602315				
	29	2F3				2	SEAT TRACK - MEDIUM DUTY 137.5" LG	ALUM 7075T8 640602345				
	30	1F3				2	SEAT TRACK - MEDIUM DUTY 138.50" LG	ALUM 7075T8 640602355				
	31	1C6				1	SEAT TRACK - MEDIUM DUTY 59.50" LG	ALUM 7075T8 640602365				
	32	5B3				1	SEAT TRACK 0.375 X 1.344 X 13.000	BL8690091		0.430		
	33	1F6				2	SEAT TRACK - MEDIUM DUTY 115" LG	ALUM 7075T8 640602275				
	34	1D7				2	SEAT TRACK - MEDIUM DUTY 30.50" LG	ALUM 7075T8 640602285				
	35	2F7				2	SEAT TRACK - MEDIUM DUTY 96.50" LG	ALUM 7075T8 640602365				
	36	4B5				2	PEDESTAL ASSEMBLY	SST 304 640600305		4.030		
	37	4D4				1	SPACER 8.000" LG	ALUM. 6061	BL8690004			D
	38	2C7				2	PANEL INSTALLATION	BL-869-0040-1 BL8690435E				
	39	6E3				2	CR REC PAN HD SCREW #4-40 X 1/4" LG	SST 18-8 C290-371		0.001		
	40	4F4				1	WHEELCHAIR LOCK REWORK L.H.	BL-869-0047-1 BL8690555E				
	41	4C6				1	WHEELCHAIR LOCK REWORK R.H.	BL-869-0045-1 BL8690455E				
	42	7C6				6	HEX HD CAP SCREW 1/4-20 X 1-1/4" LG	SST 18-8 C150-505		0.022		
	43	1F7				1825	CR REC STD CSK HD SCREW 1/4-20 X 1-5/8" LG "T"	STL ZINC PLT. C256-212		0.040		D
	44	4C3				2	REG HEX NUT, GRADE 5 1/4-20 X 1/32 THK	STL ZINC PLT. C245-111		0.007		
	45	2B3				3	HEX HD CAP SCREW 5/16-18 X 1-1/4" LG	SST 18-8 C150-427		0.035		
	46	2B3				3	REG HL SPD LK WASHER 5/16" NOM X .586" OD	SST 18-8 C217-206		0.003		
	47	2B3				3	TYPE "A" PLAN WASHER 5/16" NOM DIA "NARROW"	SST 18-8 C248-216		0.005		D
	48	1B7				28	CR REC STD CSK HD SCREW #10 X 5/8" LG "AB"	SST 18-8 C182-213		0.021		
	49	4C3				4	CR REC PAN HD SCREW 1/4-20 X 1-1/2" LG	SST 18-8 C290-371		0.020		
	50	4C5				3	SCREW MACHINE FLT HD 1/4-20 X 1-1/4" LG	STL ZINC PLT. C257-701		0.020		

IMP.	ITEM	ZONE	QTY/TYPE				DESCRIPTION	DWG REF.	MATERIAL	COMMENT	LB	REV.
			-	-	-	1						
	1	3C3				55	HIGH BACK FRAME (DE GAS)		640602075		52.000	
	2	3F7				6	LOW BACK FRAME		640602165		45.000	
	3	5C5				4	LOW BACK FRAME (11" PEDESTAL)		640602175		37.500	
	4	4C3				8	SPACER 0.187 X 1.000 X 1.000	20-220-001116-1	ALUM. 5454H34	BL8690008	0.012	D
	5	6D7				1	SINGLE SEAT FRAME		640602205		18.000	
	6	7B6				2	NARROW SEAT FRAME		640602235		37.000	
	7	3C1				34	YOKE BRACKET		640602085		1.080	
	8	2B5				32	WALL BRACKET UPPER LEVEL		640602125		7.600	
	9	4F6				13	WALL BRACKET LOWER LEVEL		640602145		7.300	
	10	3F6				18	WALL BRACKET INTER- MEDIATE LEVEL		640602155		7.760	
	11	6C3				1	PA AMPLIFIER BOX INSTL	BL-869-0041-1 BL8690415E				
	12	2B5				2	SPECIAL WALL MOUNT BRKT (90° STAIRWELL SIDE)		640602235		4.840	
	13	7C6				2	NARROW SEAT BRACKET		640602605		5.820	
	14	3B4				65	PEDESTAL ASSY		640602135		4.340	
	15	8B4				1	REMOVABLE PEDESTAL		640602195		5.560	
	16	3B4				66	PEDESTAL COVER (1 PER PEDESTAL)		640602245		1.420	
	17	2E6				65	PEDESTAL JACK SCREW		640602255		0.163	
	18	3D2				110	HEADREST CUSHION ASSY		640602095		3.000	
	19	2C4				131	SEAT CUSHION ASSY STANDARD SEAT		640602105		14.590	
	20	2C4				136	BACK CUSHION		640602115		9.720	
	21	4E8				1	SEAT - 2 PASSENGER FLIP UP TRANSVERSE R.H. SEAT	WOOL-NYLON 640701143		106.000		D
	22	4E4				1	SEAT - SINGLE FLIP-UP LONGITUDINAL	WOOL-NYLON 640701118		50.000		
	23	5F6				1	SEAT - 2 PASSENGER FOLD- ING SEAT (LONGITUDINAL)	WOOL-NYLON 640701155		53.000		
	24	1F7				2	SEAT TRACK - MEDIUM DUTY 127.5" LG	ALUM 7075T8 640602255				
	25	1E8				2	SEAT TRACK - MEDIUM DUTY 51.5" LG	ALUM 7075T8 640602365				

4.
3.
2.
1- BL8690075E

DESCRIPTION SEE R. & V. (2007-283 684 685 690)				LE PRESENT DOCUMENT ET SES CONTENU SONT LA PROPRIÉTÉ DE BOMBARDIER INC. OU DE SES FILIALES. CE DOCUMENT EST UN BIEN PROPRIÉTAIRE DE BOMBARDIER. TOUTE RÉPUBLICATION, DISTRIBUTION, UTILISATION OU COMMUNICATION DE CE DOCUMENT OU DE SON CONTENU SANS L'AUTORISATION ÉCRITE DE BOMBARDIER EST CONSIDÉRÉE COMME UN MANÈGE DÉROGANT À LA LOI.			
DESIGN ORIGINAL DESIGN				REVISION COURANTE			
1	P. HAMEL	2007	M. HON	DISSEIN PERSONNEL			
2	D. LEON	2008	X. BÉLOU				
3	L. O'NEILL	2008	L. GONVILLE				
4	P. HAMEL	2009	M. HON				
5	P. HAMEL	2009	M. HON				
6	P. HAMEL	2009	P. HONDI				
SCALE				SCALE			
BL-849-0008-1				BL-869-0034-1			
WORKING COPY				REVISED			
				D			

BOMBARDIER

SEATING INSTL COACH

IMP.	ITEM	ZONE	QTY/TYPE		DESCRIPTION	DWG REF.	MATERIAL	COMMENT	LB	REV.
76	7E5			2	TAPPING PLATE 0.250 X 1.250 X 16.000	BL8690101	ST.G4021-44W		1.415	
77	7F5			4	120° CSK BLIND RYLT OPEN 3/16" DIA X .375"-.585"		ALUMINUM C33-18		0.002	
78	5B7			396	COVER SCREWS #8-32 X 0.250"		SST 640602705		0.006	D
79	6F7			2	BUSHING 0.700 LG	BL8690106	STL 1019/1026		0.210	D
80	2B5			4	SHEM 0.125 X 1.000 X 6.000	BL8690110	STEEL		0.130	
81	7D3			5	CLIP 0.109 X 1.250 X 2.134	BL8690111	RST FNSH #4		0.083	
82	7D3			6	MACHINE SCREW 1/4-20 X 1" LG		STL ZINC PLT. C257-69Y		2.000	
83	5B1			4	HEX HD CAP SCREW, GR 5 5/16-18 X 2 LG		STL ZINC PLT. C150-30Y		0.051	
84	3F1			6	COVER ASSEMBLY	BL 869 2044-1 BL869047SE			0.090	
85	6B4			1	ADHESIVE GENERAL PURPOSE		ADHESIVE-RESIN 790001025	30 ML.		
86	1F7			1	MCA PAPER TAPE 3" WIDE X .0065" THICK		MCA 740200115	20.1 FT.		
87	6B4			2	FULLY THREADED STUD 3/8-16 X 3"		SST 304 C046-117		0.010	
88	7B3			1	ADHESIVE - NO VIBRATION FORMULA 3		780400265	1 OZ.		
89	3E1			30	MACHINE SCREW FLT HD STD 1/4-20 X 3/4" LG		STL ZINC PLT. C257-68Y		0.014	
90	3E1			30	INT. TOOTH LOCKWASHER 1/4" NOM DIA TYPE A		STL ZINC PLT. C030-4Y		0.003	D
91	3E1			34	REG HEX JAM NUT 1/4-20 X .502" THK		STL ZINC PLT. C286-1Y		0.022	D
92	5D3			1	SUPPORT BRACKET 0.188 X 9.750 X 12.842	BL8690118	ST.G40121-80A		5.540	
93	4F4			1	SPACER 0.250 X 1.250 X 1.250	BL8690119	ST.G4021-44W		0.090	
94	4B1			2	HEX HD CAP SCREW 3/8-16 X 2 LG		SST 18-8 C150-651		0.074	
95	7B8			32	SCREW - HEX HEAD CAP 3/8-18 X 1" LG		STL ZINC PLT. 640602715		0.050	
96	2D4			370	SCREW - SOCKET HEAD CAP 3/8-16 X 3/4" LG		STL ZINC PLT. 640602735		0.002	
97	3B4			396	WASHER - INTERNAL TOOTH #8		SST 640602745			D
98	3B3			132	WASHER 0.065 X 1.070 DIA	BL8690123	STL ZINC PLT.	540502638	0.010	
99	4F1			4	REG HL SPD LK WSHR 1/4" NOM X .489" OD		SST 18-8 C227-205		0.002	
100	4F1			4	TYPE "A" PLAIN WASHER 1/4" NOM DIA		SST 18-8 C249-214		0.006	

IMP.	ITEM	ZONE	QTY/TYPE		DESCRIPTION	DWG REF.	MATERIAL	COMMENT	LB	REV.
51	4B5			6	HEX SLFLKG NUT "NE" 3/8-16 X .453" THK		SST 18-8 C58-396		0.018	
52	4B5			26	TYPE "A" PLAIN WASHER 3/8" NOM DIA "NARROW"		SST 18-8 C249-219		0.007	
53	4B5			16	HEX HD CAP SCREW 3/8-16 X 1-1/4" LG		SST 18-8 C150-648		0.051	
54	4C5			8	HEX SLFLKG NUT "NE" 1/4-20 X .313" THK		STL ZINC PLT. C56-154Y		0.009	
55	4C5			5	TYPE "A" PLAIN WSHR 1/4" NOM DIA "NARROW"		STL ZINC PLT. C249-13Y		0.004	
56	4C6			284	REG HL SPD LK WASHER 3/8" NOM X .683" OD		STL ZINC PLT. C227-7Y		0.006	
57	4B7			4	"CONTACT" LOCK WSHR 12 NOM DIA TYPE WIDE		SPRING STL C536-280		0.027	
58	4B7			4	SCREW HEX HD SLF TAPPING 3/8-16 X 2 LG TYPE F		STL ZINC PLT. C547-1Y		0.067	D
59	1F7			13	COVER 0.040 X 2.179 X 12.500	BL8690079	ALUM. 3003H14		0.090	
60	1F8			17	COVER 0.040 X 2.179 X 40.500	BL8690080	ALUM. 3003H14		0.310	
61	2F7			12	COVER 0.040 X 2.179 X 34.000	BL8690089	ALUM. 3003H14		0.280	
62	2F7			8	COVER 0.040 X 2.179 X 30.000	BL8690090	ALUM. 3003H14		0.250	
63	1D5			12	COVER 0.040 X 2.179 X 36.000	BL8690081	ALUM. 3003H14		0.310	
64	1F6			9	COVER 0.040 X 2.179 X 25.000	BL8690082	ALUM. 3003H14		0.210	
65	3F8			1	COVER PLATE 0.025 X 1.106 X 1.281	BL8690083	ALUM. 3003H14		0.010	
66	6A7			1	SEAT MOUNT BRACKET ASSY (2 PASSENGER SPECIAL)		640602615		6.040	
67										
68	7C8			2	BOTTOM CUSHION NARROW PAIR		640602585		30.090	
69	3B3			254	SCREW - TRACK 3/8-16 X 3/4" LG		STL ZINC PLT. 640602625		0.003	
70	2B5			274	WASHER - SERRATED 3/8"		STL ZINC PLT. 640602635		0.020	
71	3C2			220	WASHER - SERRATED 1/4"		STL ZINC PLT. 640602645		0.306	
72	2C4			370	SCREW - SOCKET HEAD CAP 3/8-16 X 1-1/4" LG		STL ZINC PLT. 640602655		0.050	
73										
74	6B5			4	SCREW - SOCKET HEAD CAP 3/8-16 X 2" LG		STL ZINC PLT. 640602675		0.075	
75	3B2			220	SCREW - SOCKET HEAD CAP 1/4-20 X 1-1/2" LG		STL ZINC PLT. 640602685		0.025	

- 4.
- 3.
- 2.
- 1- BL869037SE

DESCRIPTION SEE R.B. 10207 683 384 985 860				LE PRESENT DOCUMENT ET SON CONTENU SONT LA PROPRIÉTÉ DE BOMBARDIER INC. OU DE SES FILIALES. CE DOCUMENT CONTIENT DE L'INFORMATION CONFIDENTIELLE PROTEGÉE EN DROIT. TOUTE RÉPRODUCTION, DÉTÉRIORATION, UTILISATION OU COMMUNICATION DE CE DOCUMENT SANS LE SOU-COUPRIER À BOMBARDIER DÉTERMINÉ EN AVANCE EST INTERDITE. IL EST FORMÉMENT REQUIS TOUTES MESURES APPROPRIÉES POUR ÉVITER TOUTE REPRODUCTION NON AUTORISÉE.					
THE DOCUMENT AND ITS CONTENTS ARE THE PROPERTY OF BOMBARDIER INC. OR ITS SUBSIDIARIES. THIS DOCUMENT CONTAINS CONFIDENTIAL PROPRIETARY INFORMATION. THE REPRODUCTION, OR THE USE, OR THE COMMUNICATION OF THIS INFORMATION WITHOUT THE WRITTEN PERMISSION OF BOMBARDIER INC. OR ITS SUBSIDIARIES IS STRICTLY PROHIBITED.				BOMBARDIER					
DESIG. ORIGINAL DESIGN CHG. P. NAME CORR. D. LEON IMP. L. O'NEILL REV. P. NAME REV. P. NAME REV. P. NAME	REVISION COURSE DISBURSED CORR. CORR. CORR.	INIT M HOV M HOV M HOV M HOV PHAMEL	DATE 	2 1988 Bombardier Inc. ou ses filiales. Tous droits réservés. © 1988 Bombardier Inc. ou ses filiales. All rights reserved.	TITLE N/A	SEATING INSTL COACH	SCALE N/A	PART NUMBER BL-949-0008-1	10/23/88 9.3.88

WORKING COPY

IMP.	ITEM	ZONE	QTY/TYP		DESCRIPTION	DWG REF.	MATERIAL	COMMENT	LB	REV.
				1						
	101	4C3		6	CR REC PAN HD SCREW 28-18 X 1-1/2 LGS		SST 18-8 C290-290		0.058	
	102	4C3		276	TYPE "A" PLAIN WASHER 3/8" NOM DIA "W EDC"		STL ZINC PLT. C249-20Y		0.014	

- 4.
- 3.
- 2.
- 1- BL869037SE

DESIGN SER. N. O. 8207465 854 545 820				LE PRESENT DOCUMENT ET SON CONTENU SONT LA PROPRIÉTÉ DE BOMBARDIER INC. OU DE SES FILIALES. CE DOCUMENT COUVERT PAR LES MESURES ÉCONOMIQUES DE PROTECTION DE BREVET. TOUTE RÉPÉTION, DÉPICTION, SAISON OU COMMUNICATION DE CE DOCUMENT OU DE SON CONTENU SANS PERMIS ÉCRIT DE BOMBARDIER INC. OU DE SES FILIALES CONSTITUEVIOLATION DE LA LOI CANADIENNE SUR LE DROIT DE BREVET.			
DESIGN ORIGINAL DESIGN NAME P. HAMEL DATE 01/01/86 REVISIONS REVISIONS REVISIONS REVISIONS REVISIONS				DESIGN CHANGES REVISIONS REVISIONS REVISIONS REVISIONS REVISIONS			
DESIGNED BY P. HAMEL DRAWN BY P. HAMEL CHECKED BY P. HAMEL APPROVED BY P. HAMEL				DATE 01/01/86 DATE 01/01/86 DATE 01/01/86 DATE 01/01/86 DATE 01/01/86			
DESIGN TITLE SEATING INSTL COACH				DRAWING TITLE SEATING INSTL COACH			
SCALE N/A				SCALE N/A			
DRAWING NUMBER BL-849-0008-1				DRAWING NUMBER BL-849-0034-1			

BOMBARDIER

WORKING COPY

BL-849-0008-1

BL-849-0034-1

1 2 3 4 D

IMP.	ITEM	ZONE	QTY/TYP		DESCRIPTION	DWG REF.	MATERIAL	COMMENT	LB	REV.
			-	1						

IMP.	ITEM	ZONE	QTY/TYP		DESCRIPTION	DWG REF.	MATERIAL	COMMENT	LB	REV.
			-	1						
	103	205		25	HEADREST ASSY CONSISTING OF:		640602806		-	
	104	3C7		61	ARMREST CASTING PAINTED POWDER GREY		640602755		-	
	106	3C7		61	ARMREST SIDE COVER R.H. PAINTED POWDER GREY		640602765		-	
	106	3C7		61	ARMREST SIDE COVER L.H. PAINTED POWDER GREY		640602775		-	
	107	3D7		61	ARMREST ASSY CONSISTING OF:		640602785		-	
	108	3D7		61	ARMREST MOUNTING KIT CONSISTING OF:		640602795		-	
	109	3D1		34	HEX HD CAP SCR, GRADE 5 14-20 X 7/8" LG		STL ZINC PLT. C150-4Y		0.016	
	110	3D1		34	SFLKLG HEX NUT "NTE" 14-20 X .203" THK		STL ZINC PLT. C59-120Y		0.005	
	111	1A6		5	SHIM 0.064 X 1.000 X 3.000	BL8690126	ALUM. 5052-H32		0.020	
	112	1A6		5	SHIM 0.064 X 1.000 X 1.000	BL8690124	ALUM. 5052-H32		0.010	
	113	1A6		5	SHIM 0.125 X 1.000 X 3.000	BL8690127	ALUM. 5052-H32		0.030	
	114	1A6		5	SHIM 0.125 X 1.000 X 1.000	BL8690125	ALUM. 5052-H32		0.010	
	115	1D6		68	WASHER 0.078 X 0.750 DIA.	BL8690128	SST 304		0.050	
	116	3D4		1	SEALANT GREY SIKAFLEX 221		780835	0.7 LITRES	-	
	117	388		1	NEOPRENE FOAM STRIP 1/16" THK X 1/2" WIDE		NEOPRENE FOAM 700360025	198.0 FT	-	C
	118	3D3		1	ADHESIVE THREADLOCKING (LOCITITE #242) (BLUE)		780575	15.25 OZ	-	C
	119			-					-	C
	120			-					-	C
	121			-					-	C
	122			-					-	C
	123	2E6		6	CR REC #20 CSK HD SCREW 14-20 X 1-1/4" LG "T"		STL ZINC PLT. C666-234		0.002	C

WARNING: WEIGHT TOTAL IS PARTIAL

The "M" marked weight are excluded from the total weight of the bill

TYPE	1			
PRIM. PARTS LB	33.56			
PURCHASED PARTS LB	8319.08			
SUB-TOTAL LB	8352.64			
SUB-ASSEMBLIES LB	0.54			
SUBTOTAL	8353.18			
MAT. ADJUST. LB. SEE NOTE : N/A	0.00			
TOTAL LB	8353.18			
CENTRE OF GRAVITY "X"				
CENTRE OF GRAVITY "Y"				
CENTRE OF GRAVITY "Z"				

4.
3.
2.
1- BL869037SE

DESIGNER: L. COOMBS		REVISION COURANTE: M. HOH		DATE:	
CHECKED: R. HED		APPROVED: R. SPOOLA			
DRAWN: L. O'NEILL		SCALE: 1:1			
PROJECT: BL869037SE		MATERIAL: M. HOH			
DATE: 1998-08-13		SCALE: 1:1			

BOMBARDIER

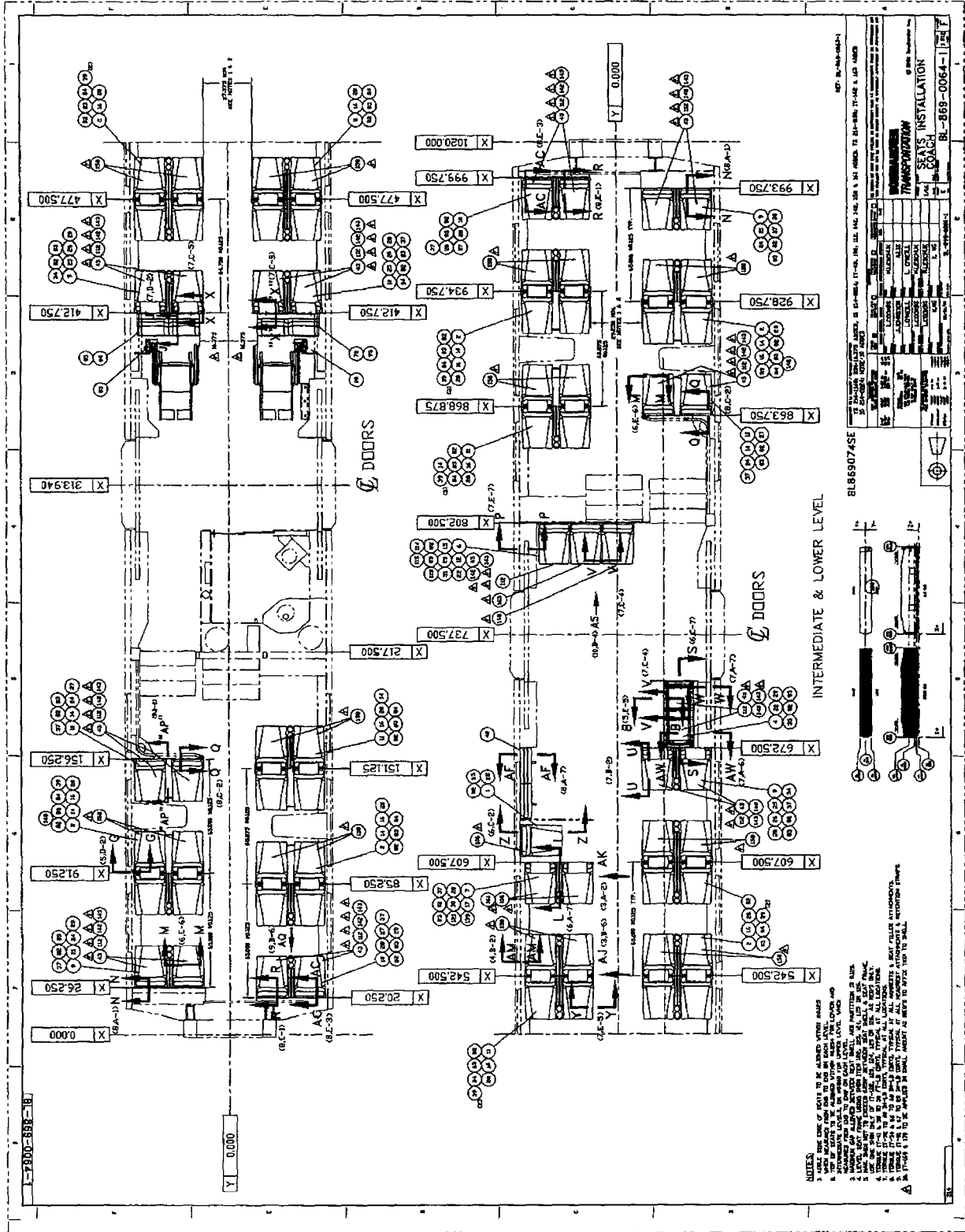
SEATING INSTL COACH

WORKING COPY

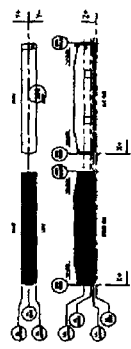
BL-849-0008-1

BL-869-0034-L2

3rd Gen Coach - 197



NOTES:
 1. SEAT NO. OF SEAT TO BE SHOWN WITHIN SEAT.
 2. SEAT NO. OF SEAT TO BE SHOWN WITHIN SEAT.
 3. SEAT NO. OF SEAT TO BE SHOWN WITHIN SEAT.
 4. SEAT NO. OF SEAT TO BE SHOWN WITHIN SEAT.
 5. SEAT NO. OF SEAT TO BE SHOWN WITHIN SEAT.
 6. SEAT NO. OF SEAT TO BE SHOWN WITHIN SEAT.
 7. SEAT NO. OF SEAT TO BE SHOWN WITHIN SEAT.
 8. SEAT NO. OF SEAT TO BE SHOWN WITHIN SEAT.
 9. SEAT NO. OF SEAT TO BE SHOWN WITHIN SEAT.
 10. SEAT NO. OF SEAT TO BE SHOWN WITHIN SEAT.



INTERMEDIATE & LOWER LEVEL

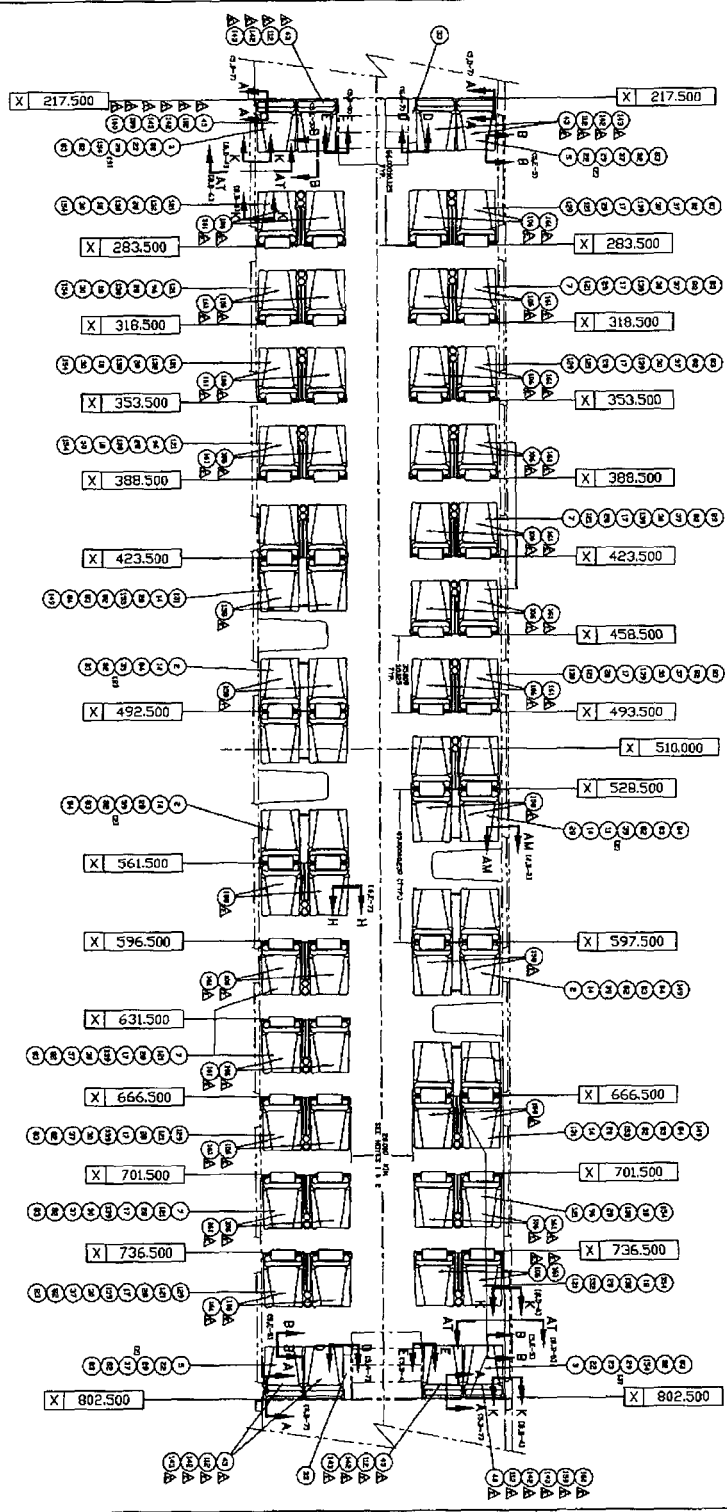
BL669074SE

BL-869-0064-1

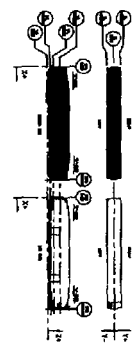
SEATS INSTALLATION

TRANSPORTATION

COACH



UPPER LEVEL

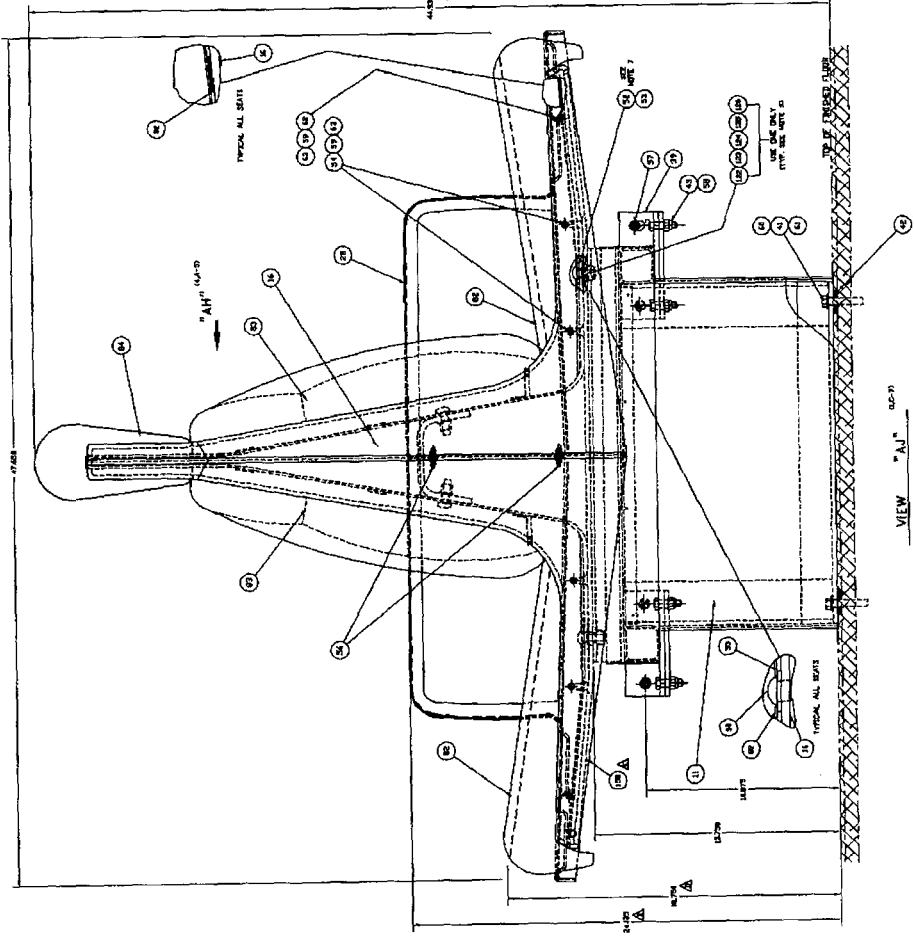


BL86907ASE

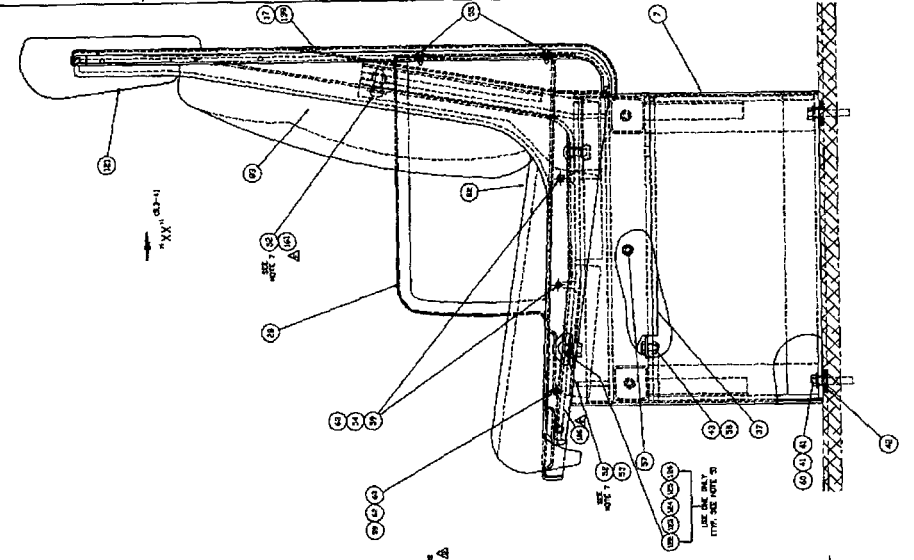
REV	DATE	DESCRIPTION
1		ISSUED FOR CONSTRUCTION
2		REVISION
3		REVISION
4		REVISION
5		REVISION
6		REVISION
7		REVISION
8		REVISION
9		REVISION
10		REVISION
11		REVISION
12		REVISION
13		REVISION
14		REVISION
15		REVISION
16		REVISION
17		REVISION
18		REVISION
19		REVISION
20		REVISION
21		REVISION
22		REVISION
23		REVISION
24		REVISION
25		REVISION
26		REVISION
27		REVISION
28		REVISION
29		REVISION
30		REVISION
31		REVISION
32		REVISION
33		REVISION
34		REVISION
35		REVISION
36		REVISION
37		REVISION
38		REVISION
39		REVISION
40		REVISION
41		REVISION
42		REVISION
43		REVISION
44		REVISION
45		REVISION
46		REVISION
47		REVISION
48		REVISION
49		REVISION
50		REVISION
51		REVISION
52		REVISION
53		REVISION
54		REVISION
55		REVISION
56		REVISION
57		REVISION
58		REVISION
59		REVISION
60		REVISION
61		REVISION
62		REVISION
63		REVISION
64		REVISION
65		REVISION
66		REVISION
67		REVISION
68		REVISION
69		REVISION
70		REVISION
71		REVISION
72		REVISION
73		REVISION
74		REVISION
75		REVISION
76		REVISION
77		REVISION
78		REVISION
79		REVISION
80		REVISION
81		REVISION
82		REVISION
83		REVISION
84		REVISION
85		REVISION
86		REVISION
87		REVISION
88		REVISION
89		REVISION
90		REVISION
91		REVISION
92		REVISION
93		REVISION
94		REVISION
95		REVISION
96		REVISION
97		REVISION
98		REVISION
99		REVISION
100		REVISION

SEATS INSTALLATION
BL-869-0064-2

S-12300-595-1B



VIEW "AJ" 02-71
END OF



VIEW "AK" 02-71
END OF

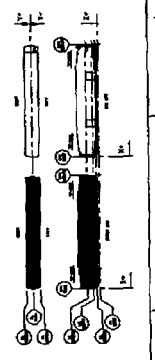
BL869074SE

DO NOT SCALE DRAWING

SEE DRAWING FOR DIMENSIONS AND TOLERANCES. DIMENSIONS ARE IN INCHES UNLESS OTHERWISE SPECIFIED. DIMENSIONS IN PARENTHESES ARE FOR INFORMATION ONLY.

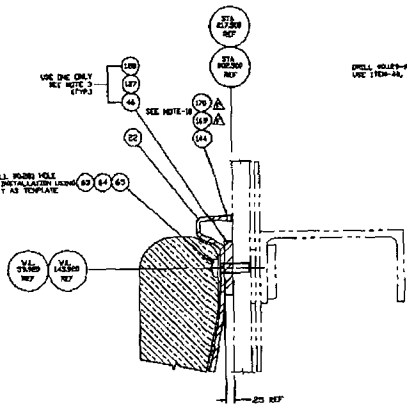
REV	DATE	BY	CHKD	DESCRIPTION
1				ISSUED FOR CONSTRUCTION
2				REVISION
3				REVISION
4				REVISION
5				REVISION
6				REVISION
7				REVISION
8				REVISION
9				REVISION
10				REVISION
11				REVISION
12				REVISION
13				REVISION
14				REVISION
15				REVISION
16				REVISION
17				REVISION
18				REVISION
19				REVISION
20				REVISION
21				REVISION
22				REVISION
23				REVISION
24				REVISION
25				REVISION
26				REVISION
27				REVISION
28				REVISION
29				REVISION
30				REVISION
31				REVISION
32				REVISION
33				REVISION
34				REVISION
35				REVISION
36				REVISION
37				REVISION
38				REVISION
39				REVISION
40				REVISION
41				REVISION
42				REVISION
43				REVISION
44				REVISION
45				REVISION
46				REVISION
47				REVISION
48				REVISION
49				REVISION
50				REVISION
51				REVISION
52				REVISION
53				REVISION
54				REVISION
55				REVISION
56				REVISION
57				REVISION
58				REVISION
59				REVISION
60				REVISION
61				REVISION
62				REVISION
63				REVISION
64				REVISION
65				REVISION
66				REVISION
67				REVISION
68				REVISION
69				REVISION
70				REVISION
71				REVISION
72				REVISION
73				REVISION
74				REVISION
75				REVISION
76				REVISION
77				REVISION
78				REVISION
79				REVISION
80				REVISION
81				REVISION
82				REVISION
83				REVISION
84				REVISION
85				REVISION
86				REVISION
87				REVISION
88				REVISION
89				REVISION
90				REVISION
91				REVISION
92				REVISION
93				REVISION
94				REVISION
95				REVISION
96				REVISION
97				REVISION
98				REVISION
99				REVISION
100				REVISION

TRANSPORTATION SEATS INSTALLATION
BL-869-0084-3

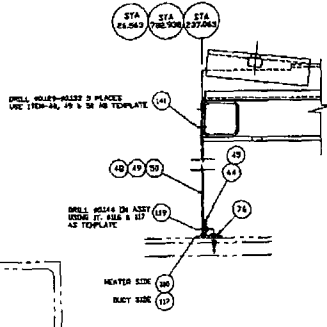


BL869074SE

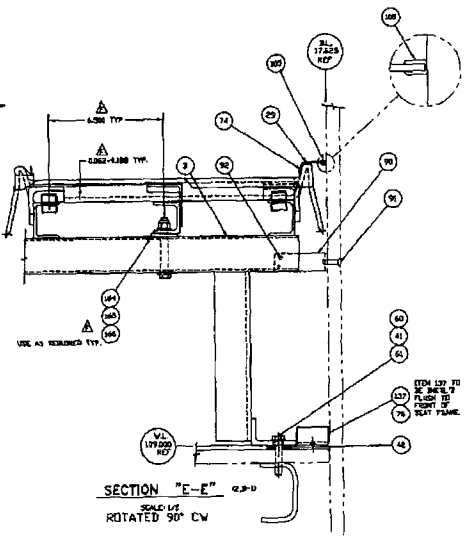
G-7900-69R-1B



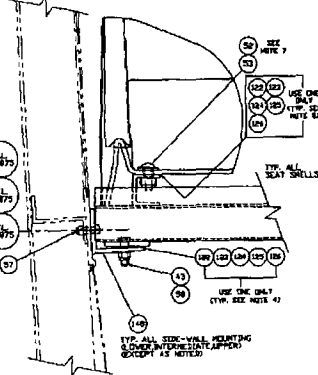
SECTION "A-A" Q2-D
SCALE 1/2



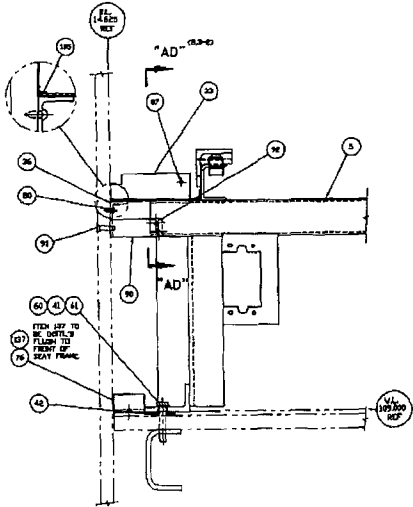
SECTION "B-B" Q2-D
SCALE 1/2



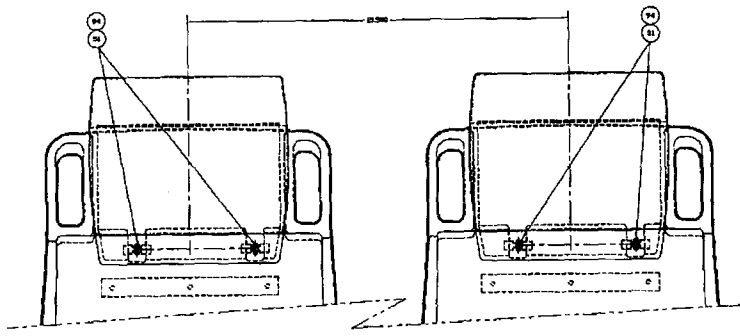
SECTION "E-E" Q2-D
SCALE 1/2
ROTATED 90° CW



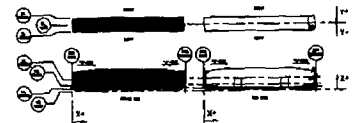
SECTION "G-G" Q2-D
SCALE 1/2
ROTATED 90° CCW



SECTION "D-D" Q2-D
SCALE 1/2
ROTATED 90° CW



VIEW "XX" Q2-D
SCALE 1/2



BL869074SE

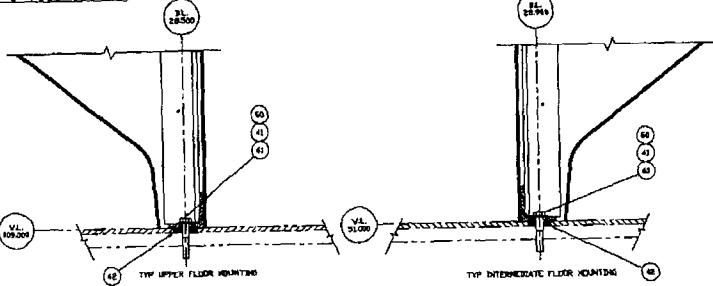
REF: DL-869-0084-5

TE 834-1000, 37-144, 146 & 148, 310-8300 TYP & 3040-8188 AMBER, IS 834-8024, 37-145 BICYCLES, 37-149 & 378 AIRCRAFT

REV	DATE	BY	CHKD	DESCRIPTION
1				ISSUED FOR PRODUCTION
2				REVISION
3				REVISION
4				REVISION
5				REVISION
6				REVISION
7				REVISION
8				REVISION
9				REVISION
10				REVISION
11				REVISION
12				REVISION
13				REVISION
14				REVISION
15				REVISION
16				REVISION
17				REVISION
18				REVISION
19				REVISION
20				REVISION
21				REVISION
22				REVISION
23				REVISION
24				REVISION
25				REVISION
26				REVISION
27				REVISION
28				REVISION
29				REVISION
30				REVISION
31				REVISION
32				REVISION
33				REVISION
34				REVISION
35				REVISION
36				REVISION
37				REVISION
38				REVISION
39				REVISION
40				REVISION
41				REVISION
42				REVISION
43				REVISION
44				REVISION
45				REVISION
46				REVISION
47				REVISION
48				REVISION
49				REVISION
50				REVISION
51				REVISION
52				REVISION
53				REVISION
54				REVISION
55				REVISION
56				REVISION
57				REVISION
58				REVISION
59				REVISION
60				REVISION
61				REVISION
62				REVISION
63				REVISION
64				REVISION
65				REVISION
66				REVISION
67				REVISION
68				REVISION
69				REVISION
70				REVISION
71				REVISION
72				REVISION
73				REVISION
74				REVISION
75				REVISION
76				REVISION
77				REVISION
78				REVISION
79				REVISION
80				REVISION
81				REVISION
82				REVISION
83				REVISION
84				REVISION
85				REVISION
86				REVISION
87				REVISION
88				REVISION
89				REVISION
90				REVISION
91				REVISION
92				REVISION
93				REVISION
94				REVISION
95				REVISION
96				REVISION
97				REVISION
98				REVISION
99				REVISION
100				REVISION

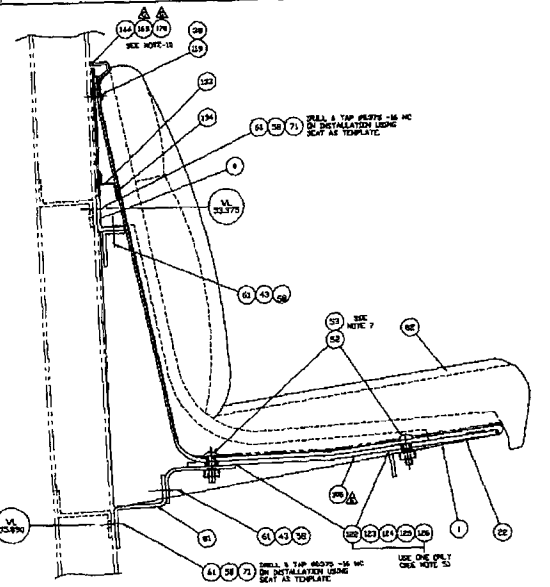
SEATS INSTALLATION
COACH
BL-869-0084-5

9-7900-698-78

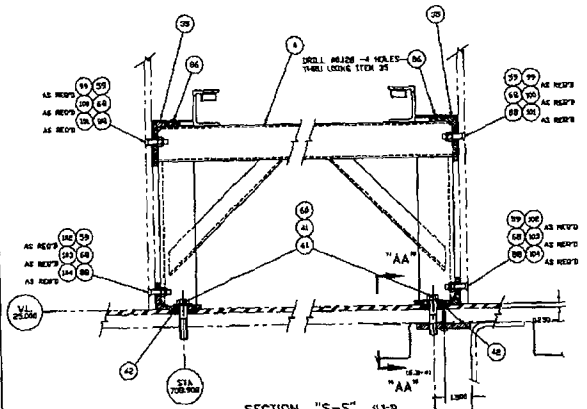


SECTION "H-H" (3-3)
SCALE 1/2"
ROTATED 90° CCW

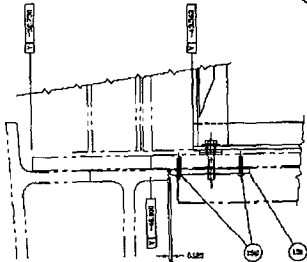
SECTION "M-M" (3-3)
SCALE 1/2"
ROTATED 90° CCW



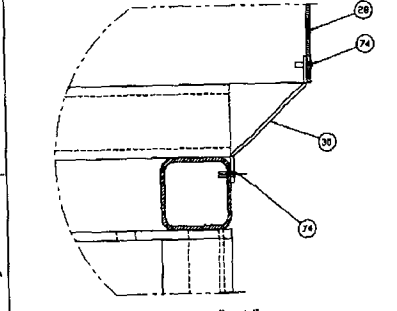
SECTION "Z-Z" (3-3)
SCALE 1/2"
ROTATED 90° CW




SECTION "S-S" (3-3)
SCALE 1/2"
ROTATED 30°



SECTION "AA-AA" (3-3)
SCALE 1/2"



SECTION "L-L" (3-3)
SCALE 1/2"



BL869074SE

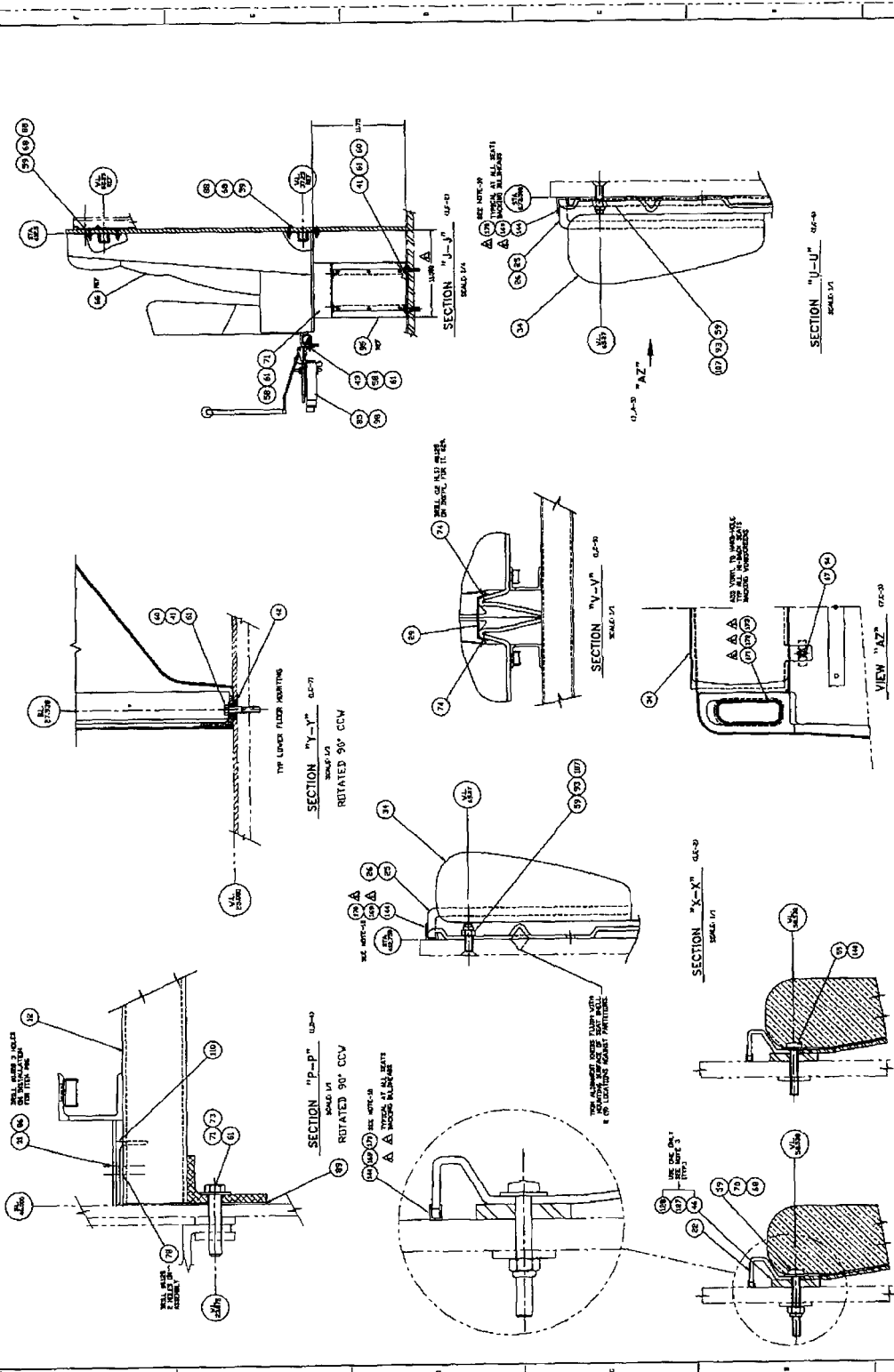
REV. 24-864-0033-6

15 234-0024 SECT "Z-Z" IT-108 APPROV. 10 214-0024 SECT "Z-Z" IT-108 DELETED IT-109 & 174 4032

REV.	DATE	BY	CHK'D	DESCRIPTION
1				ISSUED FOR CONSTRUCTION
2				REVISION
3				REVISION
4				REVISION
5				REVISION
6				REVISION
7				REVISION
8				REVISION
9				REVISION
10				REVISION
11				REVISION
12				REVISION
13				REVISION
14				REVISION
15				REVISION
16				REVISION
17				REVISION
18				REVISION
19				REVISION
20				REVISION
21				REVISION
22				REVISION
23				REVISION
24				REVISION
25				REVISION
26				REVISION
27				REVISION
28				REVISION
29				REVISION
30				REVISION
31				REVISION
32				REVISION
33				REVISION
34				REVISION
35				REVISION
36				REVISION
37				REVISION
38				REVISION
39				REVISION
40				REVISION
41				REVISION
42				REVISION
43				REVISION
44				REVISION
45				REVISION
46				REVISION
47				REVISION
48				REVISION
49				REVISION
50				REVISION
51				REVISION
52				REVISION
53				REVISION
54				REVISION
55				REVISION
56				REVISION
57				REVISION
58				REVISION
59				REVISION
60				REVISION
61				REVISION
62				REVISION
63				REVISION
64				REVISION
65				REVISION
66				REVISION
67				REVISION
68				REVISION
69				REVISION
70				REVISION
71				REVISION
72				REVISION
73				REVISION
74				REVISION
75				REVISION
76				REVISION
77				REVISION
78				REVISION
79				REVISION
80				REVISION
81				REVISION
82				REVISION
83				REVISION
84				REVISION
85				REVISION
86				REVISION
87				REVISION
88				REVISION
89				REVISION
90				REVISION
91				REVISION
92				REVISION
93				REVISION
94				REVISION
95				REVISION
96				REVISION
97				REVISION
98				REVISION
99				REVISION
100				REVISION

BL-869-0064-6

7-7340-688-18



BL889074SE

REV. NO.	REV. DATE	REV. BY	REV. DESCRIPTION
1			

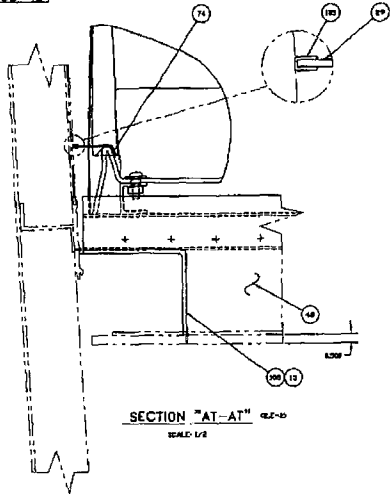
BL889074SE

ITEM NO.	DESCRIPTION	QUANTITY	UNIT
1	SEAT	1	EA
2
3
4
5
6
7
8
9
10
11
12
13
14
15
16
17
18
19
20
21
22
23
24
25
26
27
28
29
30
31
32
33
34
35
36
37
38
39
40
41
42
43
44
45
46
47
48
49
50
51
52
53
54
55
56
57
58
59
60
61
62
63
64
65
66
67
68
69
70
71
72
73
74
75
76
77
78
79
80
81
82
83
84
85
86
87
88
89
90
91
92
93
94
95
96
97
98
99
100

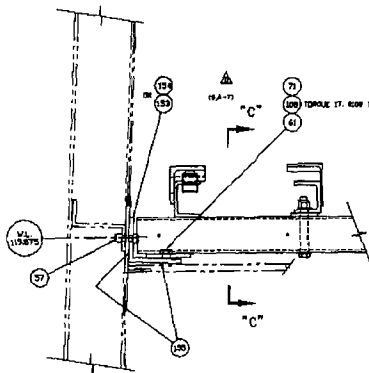
SEAT INSTALLATION
TRANSPORTATION
COACH

BL-889-0064-7

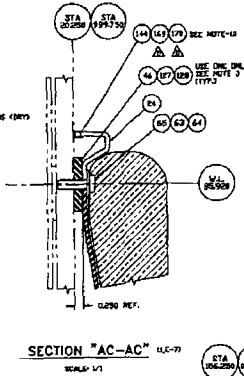
R-7900-698-18



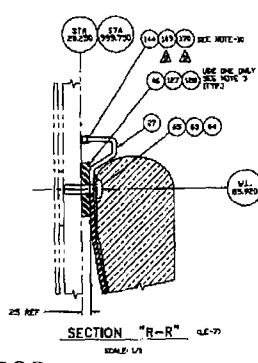
SECTION "AT-AT" $02-0$
SCALE: 1/2



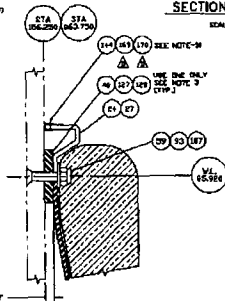
SECTION "K-K" $03-0$
SCALE: 1/2
ROTATED 90° CW
(TYPICAL FOR ALL LOCATIONS OVER FLOOR DUCT)



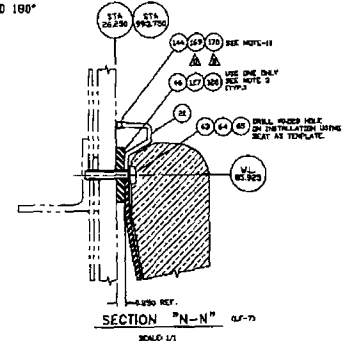
SECTION "AC-AC" $04-0$
SCALE: 1/1



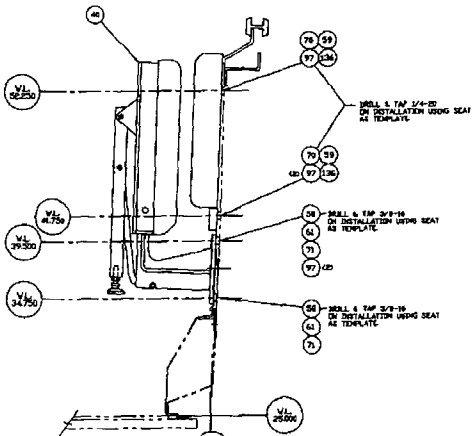
SECTION "R-R" $05-0$
SCALE: 1/1



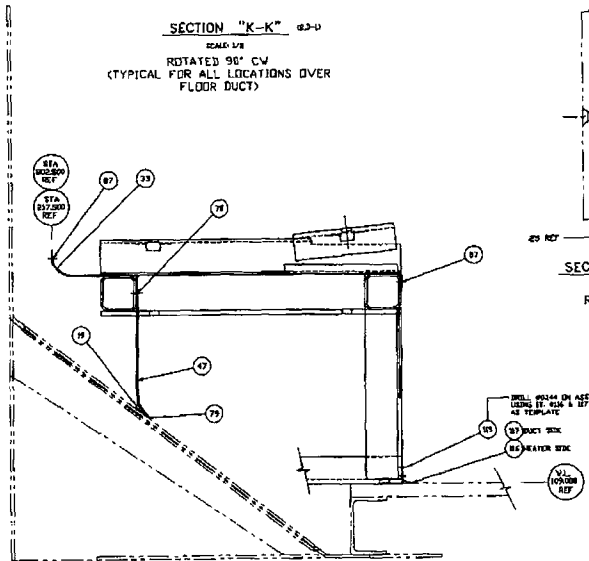
SECTION "Q-Q" $06-0$
SCALE: 1/1
ROTATED 180°




SECTION "N-N" $07-0$
SCALE: 1/1



SECTION "AF-AF" $08-0$
SCALE: 1/1
ROTATED 90° CW



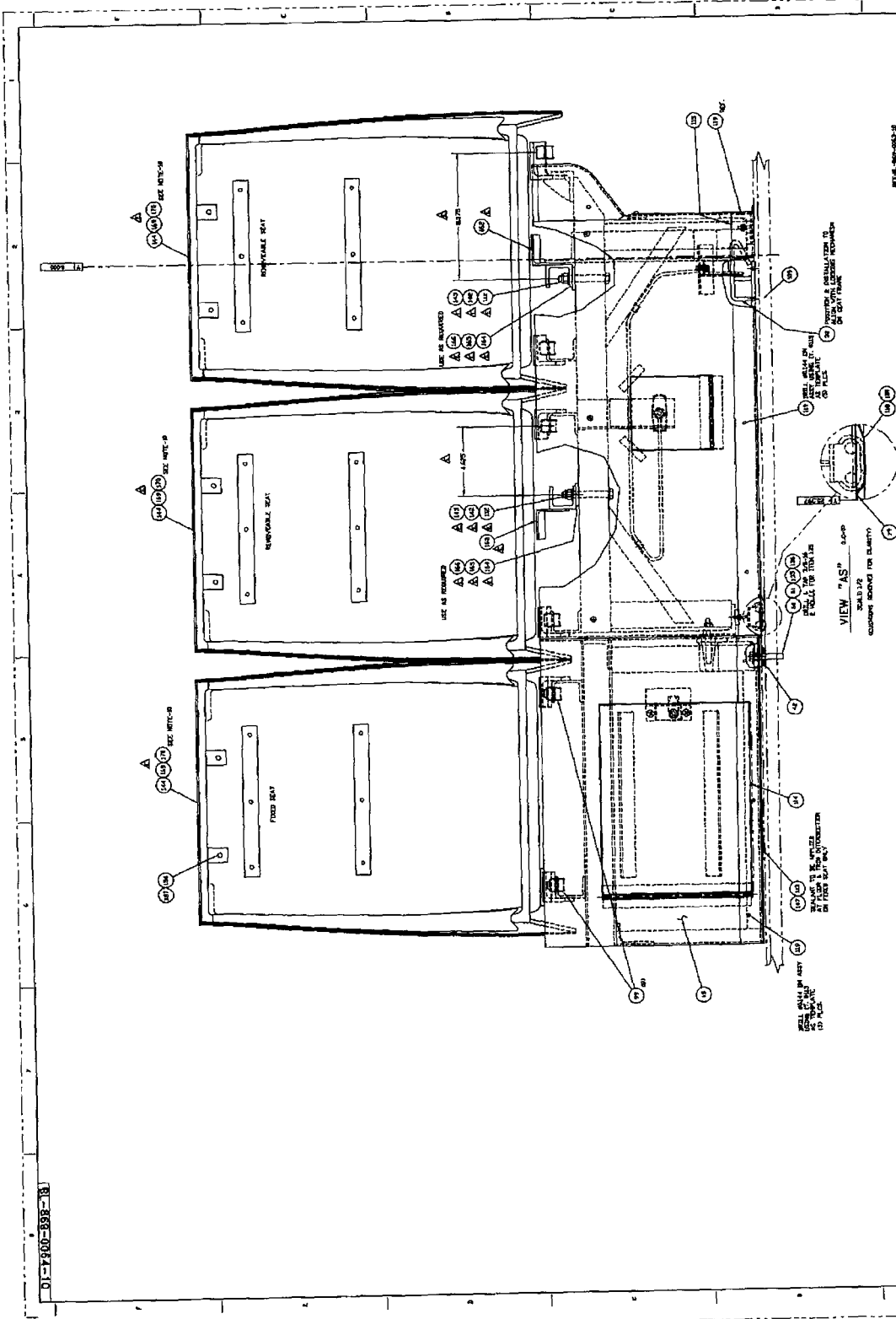
SECTION "AD-AD" $09-0$
SCALE: 1/2



BL869074SE

20 254-2284, SECT "C-C" A889, 80 254-2224, SECT "AC-AC", "R-R", "Q-Q" & "N-N" IT-540 DELETED, IT-549 & 578 ADDED				
REV. NO.	DATE	BY	CHKD.	APP'D.
01	11-19-58	WALKER	WALKER	
02	01-10-59	WALKER	WALKER	
03	01-10-59	WALKER	WALKER	
04	01-10-59	WALKER	WALKER	
05	01-10-59	WALKER	WALKER	
06	01-10-59	WALKER	WALKER	
07	01-10-59	WALKER	WALKER	
08	01-10-59	WALKER	WALKER	
09	01-10-59	WALKER	WALKER	
10	01-10-59	WALKER	WALKER	
11	01-10-59	WALKER	WALKER	
12	01-10-59	WALKER	WALKER	
13	01-10-59	WALKER	WALKER	
14	01-10-59	WALKER	WALKER	
15	01-10-59	WALKER	WALKER	
16	01-10-59	WALKER	WALKER	
17	01-10-59	WALKER	WALKER	
18	01-10-59	WALKER	WALKER	
19	01-10-59	WALKER	WALKER	
20	01-10-59	WALKER	WALKER	
© 1958 Republic Inc.				
BL-869-0064-B (REV. D)				

DI-790-888-13



BL889074SE

SEAT INSTALLATION

REV.	DATE	DESCRIPTION
1		INITIAL ISSUE
2		REVISION
3		REVISION
4		REVISION
5		REVISION
6		REVISION
7		REVISION
8		REVISION
9		REVISION
10		REVISION

BL-889-0064-10

IMP.	ITEM	ZONE	QTY/TYPE		DESCRIPTION	DWG REF.	MATERIAL	COMMENT	LB	REV.
	26	1F2		3	SEAT SHELL ASSY - SINGLE - HIGH BACK		F.R.P. 64070182S		14.000	
	27	1F5		4	SEAT SHELL ASSY - SINGLE - LOW BACK		F.R.P. 64070180S		12.000	
	28	1F8		48	ARM REST MOLDED FIBERGLASS	BL8690202	FIBERGLASS		3.500	
	29	1D4		13	COVER BETWEEN SEAT 0.094 X 4.730 X 19.488	20-220-001281-1	ACRYLIC/PVC	BL8690001	0.421	
	30	1D6		19	BETWEEN SEAT COVER 0.094 X 3.616 X 4.372	BL8690216	ACRYLIC/PVC		0.070	
	31	1O4		1	COVER 0.094 X 2.750 X 20.000	BL8690039	ACRYLIC/PVC		0.287	
	32	1O8Z		1	LATCH STRIKER W/DT	BL 869-0081-1 BL8690905E				
	33	2D8		2	COVER 0.094 X 5.790 X 22.300	20-220-001125-1	ALUM. 5052H32	BL8690003	0.703	
	34	1F2		6	HEAD REST ASSY HI BACK		64070168S		1.500	
	35	1B5		2	COVER 0.094 X 2.500 X 19.750	20-220-001123-1	ACRYLIC/PVC	BL8620107	0.231	
	36	5C4		2	ANGLE 2.750 LG	20-220-001122-1	ALUM. 6061	BL8690005	0.066	
	37	1B2		22	ANGLE 17.000 LG	20-220-001127-1	ALUM. 6061	BL8690006	2.260	
	38	6F2		24	TYPE "D" PLAIN WASHER 1/8" DIA "WIDE"		SST 18-8 C249-209		0.005	
	39	1D3		26	ANGLE 6.000 LG	20-220-001126-1	ALUM. 6061	BL8690007	0.795	
	40	1D5		1	2 PASSENGER FOLDING SEAT CONVENTIONAL		64070165S		65.000	
	41	3B5		107	SCREW - HEX HD TYPE "F" 3/8-18 UNC X 2" LG GR. 5		STL ZINC PLT. C866-237		0.026	J
	42	3B5		201	WASHER 0.125X 0.600D X 1.31500	BL8690133 WA	ALUM. 5052H32		0.021	J
	43	3C3		174	HEX SELF LG NUT "NE" 3/8-18 X 0.433 THK		STL ZINC PLT. C58-154Y		0.018	J
	44	5F5		3	ANGLE 32.000 LG	20-220-001114-1	ALUM. 6061	BL8590009	0.722	
	45	5F5		2	ANGLE 25.250 LG	20-220-001113-1	ALUM. 6061	BL8690010	0.570	
	46	8C1		64	SPACER 0.290 X 1.500 X 1.500	20-220-001112-1	ALUM. 5454H34	BL8690011	0.053	
	47	8C5		2	STIFFENER 0.081 X 8.879 X 10.600	BL8690145	ALUM. 5052H32		0.768	
	48	5F6		2	PANEL COVER 0.094 X 13.734 X 38.406	20-220-001283-1	ACRYLIC/PVC	BL8690013	2.442	
	49	5F6		2	PANEL COVER 0.094 X 13.734 X 41.406	20-220-001284-1	ACRYLIC/PVC	BL8690014	2.632	
	50	5F9		1	PANEL COVER 0.094 X 12.265 X 38.600	20-220-001285-1	ACRYLIC/PVC	BL8690015	2.140	

IMP.	ITEM	ZONE	QTY/TYPE		DESCRIPTION	DWG REF.	MATERIAL	COMMENT	LB	REV.
	1	1D8		1	WELDMNT-SEAT FRAME	20-220-001365-1				
	2	1F6		11	SEAT FRAME ASSEMBLY	BL8620055E BL862-0019-1 BL8620715E				
	3	2E1		2	W/DT - SEAT FRAME	20-220-001160-1 BL8620015E				
	4	1B5		1	SEAT FRAME WELDMNT	BL862-0094-1 BL8621865E				J
	5	2C1		2	WELDT-SEAT FRAME	20-220-001332-1 (8620118E)				
	6	1D4		1	ASSY-SEAT	BL869-0012-1 BL8690115E				
	7	1D6		8	ASSY - SEAT FRAME L.H.	BL862-0043-1 BL8620995E				
	8	6F2		1	MTG ANGLE 15.000 LG	20-220-001366-1	ALUM. 6061	BL8690018	0.967	
	9	1F7		4	ASSY-SEAT FRAME LH	20-220-001232-1 BL8620335E				
	10	1F5		5	ASSY-SEAT FRAME RH	20-220-001233-1 BL8620365E				
	11	1D3		4	SEAT FRAME ASSEMBLY	BL862-0025-1 BL8620755E				
	12	1D4		1	SEAT FRAME WELDMNT	BL862-0093-1 BL8621555E				J
	13	8E6		1	ADHESIVE, RUBBER BASE ARMSTRONG #520		RUBBER 18335	1 OZ	0.065	
	14	1D3		15	SEAT FILLER		THERMOPLASTIC 64660079S		1.500	
	15	1D7		1	SHROUD ASSEMBLY	BL862-0009-1 BL8620815E				
	16	1D5		34	SEAT SHELL ASSY - BACK TO BACK		F.R.P. 64070173S		31.000	
	17	1D6		13	SEAT SHELL ASSY - SINGLE - HIGH BACK		F.R.P. 64070174S		15.500	
	18	1D7		6	SEAT SHELL ASSY - SINGLE - HIGH BACK		F.R.P. 64070175S		15.500	
	19	4F1		1	NEOPRENE FOAM STRIP 1/8" THK. X 1" WIDE		NEOPRENE FOAM 70030029S	81.000 FT.	2.187	J
	20	1D7		2	SEAT SHELL - LOW BACK MODIFIED		F.R.P. 64070184S		12.000	
	21	1F7		2	SEAT SHELL ASSY - SINGLE - LOW BACK		F.R.P. 64070177S		12.000	
	22	1D6		12	SEAT SHELL ASSY - SINGLE - LOW BACK		F.R.P. 64070178S		12.000	
	23	2B8		2	SEAT SHELL ASSY - SINGLE - LOW BACK		F.R.P. 64070179S		12.000	
	24	1F7		4	SEAT SHELL ASSY - SINGLE - LOW BACK		F.R.P. 64070176S		12.000	
	25	1F2		3	SEAT SHELL ASSY - SINGLE - HIGH BACK		F.R.P. 64070181S		14.000	

- 4.
- 3.
- 2.
- 1- BL8690745E

DESIGN: 100
IG 214-003 (1-4) BL 862-004 WAS 20-220-00161-1 IG 214-0214-1T-43
QTY-174 WAS 114, IT-53 QTY-420 WAS 498 IG 214-0219-1T-41 QTY-107
WAS 108, IT-42 QTY-201 WAS 200 IT-81 QTY-125 WAS 124

18 INCHES BOMBARDIER ET NON GARANTIS CONTRE LES PROPRIETES DE BOMBARDIER INC. AU DE SEI FILLES. LE DOCUMENT
CONTIENT DES INFORMATIONS CONFIDENTIELLES. Toute reproduction, distribution, utilisation ou
communication de ce document ou de son contenu sans l'autorisation écrite de BOMBARDIER est
interdite. Toute violation de ces conditions sera poursuivie en justice.

THIS DOCUMENT AND ITS CONTENTS ARE THE PROPERTY OF BOMBARDIER INC. OR ITS SUBSIDIARIES. THIS DOCUMENT AND ITS
CONTENTS ARE CONFIDENTIAL. Any reproduction, distribution, utilization or communication of this
document or its contents without the written authorization of BOMBARDIER INC. IS PROHIBITED.

DESIGN ORIGINAL DESIGN	REVISION	DATE	BY	CHKD
1	1			
2	2			
3	3			
4	4			
5	5			
6	6			
7	7			
8	8			
9	9			
10	10			
11	11			
12	12			
13	13			
14	14			
15	15			
16	16			
17	17			
18	18			
19	19			
20	20			
21	21			
22	22			
23	23			
24	24			
25	25			

SCALE: 1/4" = 1"

TITLE: SEATS INSTALLATION

COACH

WORKING COPY 2000-04-18 BL 869-0006-1 BL 860-0064-1

IMP.	ITEM	ZONE	QTY/TYP		DESCRIPTION	DWG REF.	MATERIAL	COMMENT	LB	REV.
	16	5F5		35	CR REC PAN HD SCREW #10 X 3/4" LG "AB"		SST 18-8 C161-238		0.002	
	77	5E8		6	SCREW - PAN HD TYPE "T" 1/4-20 UNC X 2" LG		SST 18-8 C066-235		0.028	
	78	7F8		8	DOMED HD BLIND RVT, OPEN 1/8" DIA X .375"-.500"		STL ZINC PLT. C30-9		0.002	
	79	6B5		1	"SEE 7810003S" MANUS 75A - BLACK		781000C9S	7 DZ.	0.511	
	80	5C8		4	CR REC PAN HD SCREW #10 X 1/2" LG "AB"		SST 18-8 C151-236		0.004	
	81	6D3		1	SUPPORT BRACKET 0.787 X 6.710 X 15.000	BL8690144	ALUM. 5454H34		1.874	
	82	1F5		138	SEAT CUSHION ASSY		64070171S		6.000	
	83	1F5		138	SEAT CUSHION ASSY		64070172S		8.000	
	84	1F6		34	HEAD REST ASSY BACK TO BACK		64070169S		2.600	
	85	1F3		1	WHEELCHAIR LOCK REWORK R.H.-SEAT	BL-859-0077-1 BL869085E				
	86	6D6		8	DOMED HD BLIND RVT, OPEN 1/8" DIA X .125"-.187"		ALUMINUM C31-6		0.001	
	87	5C8		7	CR REC PAN HD SCREW #10 X 3/8" LG "AB"		SST 18-8 C151-235		0.004	
	88	6C8		24	MACHINE SCREW 1/4-20 X 1 1/2" LG		STL ZINC PLT. C257-71Y		0.021	
	89	7E7		1	EXPANDED NEOPRENE FOAM 1/16" X 2-1/2" WIDE		NEOPRENE FOAM 78000055S	17.000" LG.	0.115	
	90	5F3		4	ANGLE 1.000" LG	20-030-000755-1	ALUM. 6061	BL8810076	0.087	
	91	5F3		8	CR REC ASD CSK SCREW 1/4-20 X 1/2" LG "T"		STL ZINC PLT. C291-32Y		0.016	
	92	5F4		8	DOMED HD BLIND RVT, OPEN 3/16" DIA X .250"-.375"		ALUMINUM C31-16		0.002	
	93	8D2		24	MACHINE SCREW 1/4-20 X 1" LG		STL ZINC PLT. C277-69Y		0.016	
	94	4F4		384	TYPE "B" PLAIN WASHER #10 DIA NOM "REG"		SST 18-8 C249-211		0.002	
	95	1D3		4	FLIP UP SEAT PEDESTAL ASSY CH LABEL		SST 304 64060431S		4.030	
	96	2D7		3	ASSY- SEAT FRAME R.H.	BL-852-0064-1 BL8621005E		BL8690021		
	97	8B7		10	SPACER 0.187 X 1.000 X 1.000	20-220-001115-1	ALUM. 5454H34	BL8690008	0.012	
	98	1D3		1	WHEELCHAIR LOCK REWORK L.H.-SEAT	BL-869-0067-1 BL8690775E			1.725	
	99	6D6		12	SHIM 0.250 X 2.500 X 4.000	BL8690129	ALUM. 5454H34		0.202	
	100	6D6		8	SHIM 0.125 X 2.500 X 4.000	BL8690130	ALUM. 6061		0.121	

IMP.	ITEM	ZONE	QTY/TYP		DESCRIPTION	DWG REF.	MATERIAL	COMMENT	LB	REV.
	51	5C3		16	CR REC PAN HD SCREW #10-24 X 1-1/4" LG		SST 18-8 C290-34S	BL8690022	0.010	
	82	3C3		496	SCR.MACH.PAN.HD.CR REC.S U/LKG 3/8-16 UNC X 1.5"		STEEL C806-244		0.055	
	53	3C3		420	TYPE "B" PLAIN WASHER 3/8" NOM DIA "REGULAR"		SST 18-8 C866-242		0.001	J
	54	3D3		248	HEX HD CAP SCR, GRADE 5 1/4-20 X 3/4" LG		STL ZINC PLT. C150-3Y		0.014	
	55	3D1		58	RACHET FASTENER-ROUND HEAD		NYLON 56600033S		0.002	
	56	3E7		10	RACHET FASTENER-DOUBLE ENDED		NYLON 56600166S		0.002	
	57	3C3		164	BLIND FSTNR "BOL-R" 5/16" DIA X 0.563"-0.687"		STL ZINC PLT. C158-2S		0.042	
	58	3B3		112	HEX HD CAP SCR, GRADE 5 3/8-16 X 1-1/4" LG		STL ZINC PLT. C150-48Y		0.051	
	59	3D3		481	TYPE "A" PLAIN WSHR 1/4" NOM DIA "NARROW"		STL ZINC PLT. C248-13Y		0.004	
	60	4B5		1	SEALANT GREY SIKAFLEX 221		780533	310 ML	0.701	
	61	4B5		125	HIGH TENSILE WASHER 3/8" NOM DIA		STL ZINC PLT. C607-1Y		0.020	J
	62	3E7		124	HEX HD CAP SCR, GRADE 5 1/4-20 X 5/8" LG		STL ZINC PLT. C156-2Y		0.013	
	63	5F8		404	INT. TOOTH LOCKWASHER 1 1/4" NOM DIA TYPE A		STL ZINC PLT. C630-3Y		0.003	
	64	5F8		32	NUT INSERT, OPEN END 1/4-20 X .530" LG		STL CADMMN PL C201-6		0.006	
	65	5F8		32	CR REC PAN HD SCREW 1/4-20 X 3/4" LG		SST 18-8 C290-36S		0.014	
	66	1F3		1	2 PASSENGER FLIP UP TRANSVERSE SEAT R.H.		64070167S		106.000	
	67	4F4		172	CR REC PAN HD SCREW #10-24 X 1/2" LG		SST 18-8 C290-341		0.005	
	68	5F4		20	HEX SLKLG NUT "F" D.313" THK		STL ZINC PLT. C68-154Y		0.009	
	69	6C1		14	CR REC ASD CSK HD SCREW 1/4-20 X 1-1/4" LG		SST 18-8 C257-270		0.018	
	70	6F4		13	PAN HEAD MACHINE SCREW 1/4-20 X 1" LG		STL ZINC PLT. C290-72Y		0.026	
	71	6D2		24	REG HL SPG LK WASHER 3/8" NOM X .683" OD		STL ZINC PLT. C227-7Y		0.006	
	72	1D3		1	2 PASSENGER FLIP UP TRANSVERSE SEAT L.H.		64070166S		106.000	
	73	7E7		10	HEX HD CAP SCR, GRADE 5 3/8-16 X 2-1/4" LG		STL ZINC PLT. C150-52Y		0.042	
	74	5F4		93	DOMED HD BLIND RVT, OPEN 1/8" DIA X .187"-.250"		ALUMINUM C31-6		0.001	
	75	6F2		4	HEX HD CAP SCR, GRADE 5 3/8-16 X 1-1/2" LG		STL ZINC PLT. C150-48Y		0.099	

- 4-
- 3-
- 2-
- 1- BL8690745E

DESCRIPTION IG 214-2028, 11-4 BL 862-0064 WAS 20-220-001161-1, IG 214-0214, 11-4 QTY 74 WAS 114, 11, 51 QTY 42 WAS 696, 62 214-0219 11-41 QTY 107 WAS 106, 11-42 QTY 291 WAS 200, 11-61 QTY 126 WAS 124				IF PRESENT DOCUMENT ET NON CONTRA SONT LA PROPRIETE DE BOMBARDIER INC. OU DE SES FILIALES. CE DOCUMENT CONTIENT DES INFORMATIONS PROPRIETAIRES PROTEGEES PAR DROIT. TOUTE REPRODUCTION, DISTRIBUTION, UTILISATION OU COMMUNICATION DE CE DOCUMENT SANS L'AUTORISATION ECRITE DE BOMBARDIER INC. OU DE SES FILIALES EST INTERDITE. LES CONTENUENTS SONT TOUTES RESERVEES A BOMBARDIER.			
DESIGN ORIGINAL DESIGN L. COOMBS J. JONHON L. O'NEILL L. COOMBS L. COOMBS K. ING				REVISION COURANTE M. LESORAIN ALUS M. O'NEILL M. LESORAIN M. LESORAIN T. ING			
DATE 2000-04-18				SET, DATE 1, 2000-04-18			
WORKING COPY				BL 869-0064-1			

BOMBARDIER

© 2000 Bombardier Inc. All rights reserved.
 02001X TITLE SEATS INSTALLATION
 SCALE TITLE COACH
 11-4-24 J

IMP.	ITEM	ZONE	QTY/TYP	DESCRIPTION	DWG REF.	MATERIAL	COMMENT	LB	REV.
			1						
	101	606	8	SHK X 2.500 X 4.000	BL6690131	A/LUM 5062942		0.062	
	102	606	4	SHK X 1.500 X 17.500	BL6690133	A/LUM 5454164		0.619	
					N/A				

4
3
2
1- BL669074SE

DESIGNER: J. L. G. (CITY: 100) (STATE: WA) (CITY: 100) (STATE: WA)
 CITY: 100 (STATE: WA) (CITY: 100) (STATE: WA)
 WAS 100 (STATE: WA) (CITY: 100) (STATE: WA)

DESIGN: ORIGINAL DESIGN
 REVISION: CORRECTIVE
 DATE: 10/10/00

DESIGNER: J. L. G.
 CHECKED: J. L. G.
 APPROVED: J. L. G.
 DATE: 10/10/00

PROJECT: SEATS INSTALLATION
 CLIENT: COACH
 PROJECT NO: BL-989-008-1

WORKING COPY

BL-989-008-1

BOMBARDIER

THIS DOCUMENT IS THE PROPERTY OF BOMBARDIER INC. IT IS TO BE KEPT IN CONFIDENCE AND NOT TO BE REPRODUCED OR TRANSMITTED IN ANY FORM OR BY ANY MEANS, ELECTRONIC OR MECHANICAL, INCLUDING PHOTOCOPYING, RECORDING, OR BY ANY INFORMATION STORAGE AND RETRIEVAL SYSTEM. THIS DOCUMENT IS THE PROPERTY OF BOMBARDIER INC. IT IS TO BE KEPT IN CONFIDENCE AND NOT TO BE REPRODUCED OR TRANSMITTED IN ANY FORM OR BY ANY MEANS, ELECTRONIC OR MECHANICAL, INCLUDING PHOTOCOPYING, RECORDING, OR BY ANY INFORMATION STORAGE AND RETRIEVAL SYSTEM.

IMP.	ITEM	ZONE	QTY/TYPE		DESCRIPTION	DWG REF.	MATERIAL	COMMENT	LB	REV.
	128	5F6		64	SPACER 0.375 X 1.500 X 1.500	BL8690178	ALUM. 7004T		0.080	
	129	2E7		4	ASSY - SEAT FRAME L.H.	BL-862-0050-1 BL8621075E				
	130	2E5		1	ASSY - SEAT FRAME L.H.	BL-862-0055-1 BL8621135E				
	131	2E3		2	SEAT FRAME ASSY	BL-862-0048-1 BL8621055E				
	132	2C7		3	ASSY - SEAT FRAME R.H.	BL-862-0063-1 BL8621105E				
	133	8F2		1	COVER ASSEMBLY	BL-860-0065-1 BL8690755E			1.717	
	134	8F2		1	ADHESIVE - PLEXUS MA300		780001203	30 ML		
	135	10B4		2	HEX HD CAP SCREW 3/8-16 X 2.14" LG		SST 18-8 C150-652		0.052	
	136	10B4		1	ADHESIVE THREADLOCKING (LOC TITE #242) (BLUE)		780575	0.30 OZ	0.130	
	137	5B8		4	ANGLE 1.750 LG	BL8690154	ALUM. 6061		0.043	
	138	2E2		5	SEAT SHELL ASSY - SINGLE -HIGH BACK STIFF L.H.		P.R.P. 640701845		18.500	
	139	2E7		13	SEAT SHELL ASSY - SINGLE -HIGH BACK STIFF R.H.		P.R.P. 640701935		18.500	
	140	7B6		1	CR REC PAN HD SCREW 1/4-20 X 1-1/2" LG		STL ZINC PLT. C290-71Y		0.021	
	141	8F6		25	DOMED HD BLIND RVT, OPEN 1/8" DIA X .251-.312"		ALUMINUM C31-7		0.001	
	142	1F7		60	HEX HD CAP SCR, GRADE 5 3/8-16 X 3" LG		STL ZINC PLT. C150-55Y		0.105	J
	143	1F7		120	TYPE "A" PLAIN WASHER 3/8" NOM DIA "WIDE"		STL ZINC PLT. C249-20Y		0.014	J
	144	5F7		1	EXTRUSION - TRIM ESTANE 56244		ESTANE RUBBER 706403716	175 FT		J
	145	5E7		1	NEOPRENE FOAM STRIP 1/8" THK X 1/2" WIDE		NEOPRENE FOAM 700360095	25 FT	0.900	
	146									J
	147	10B8		1	SEALANT - PURPLE FOG DOLPHIN 5000 SERIES		THERMOPLASTIC 791000635	810 ML		
	148	1B3		2	ANGLE 6.000 LG	BL8690201	ALUM. 6061		0.701	
	149	2E3		2	ANGLE 5.000 LG	BL8690189	ALUM. 6061		0.930	
	150	2E2		1	ANGLE 17.000 LG	BL8690189	ALUM. 6061		2.126	
	161	6C4		1	PLATE 0.312 X 3.000 X 4.500	BL8690204	ST.G40.21-50A		1.192	
	152	6C4		2	CR REC PAN HD SCREW #10 X 1" LG "AB"		SST C816-377		0.012	

IMP.	ITEM	ZONE	QTY/TYPE		DESCRIPTION	DWG REF.	MATERIAL	COMMENT	LB	REV.
	103	6C6		8	SHM 0.125 X 1.500 X 17.000	BL8690133	ALUM. 6061		0.312	
	104	6C6		8	SHM 0.064 X 1.500 X 17.000	BL8690134	ALUM. 5052H32		0.159	
	105	5D8		1	EXTRUSION PLASTIC, TRIM EDGING 18 LG		VINYL PVC T0800235	22.0' LG	5.867	
	106	2E7		39	SEAT SUPPORT PLATE 0.250 X 15.500 X 17.500	BL8690270	ALUM. 5052H32		6.584	J
	107	7B2		19	REG HEX JAM NUT 1/4-20 X 5/32 THK		STL ZINC PLT. C296-1Y		0.022	
	108	8F4		24	HEX HD CAP SCR, GRADE 5 3/8-16 X 3/4" LG		STL ZINC PLT. C150-45Y		0.039	
	109	10D2		4	CR REC PAN HD SCREW 1/4-20 X 1-1/2" LG		SST 18-8 C290-371		0.021	
	110	7E7		1	ANGLE 17.000" LG	BL8690138	ALUM. 6061		0.542	
	111	4F2		1	NEOPRENE FOAM STRIP 1/16" THK X 1" WIDE		NEOPRENE FOAM 700360058	177 FT.	2.301	J
	112	1F7		27	CHANNEL W/LDT	BL-862-0096-1 BL8621085E			1.473	J
	113	1D5		1	TRIM 0.028 X 1.842 X 20.625	BL8690214	SST 304		0.187	
	114	1D4		1	TRIM 0.028 X 0.596 X 12.810	BL8690215	SST 304		0.059	
	115	1D4		1	TRIM ASSEMBLY	BL-869-0061-1 BL8690095E			0.472	
	116	5E6		2	TRIM 0.028 X 1.842 X 36.750	BL8690151	SST 304		0.375	
	117	5E6		2	TRIM 0.028 X 1.842 X 30.437	BL8690152	SST 304		0.463	
	118	10A3		1	TRAY 0.037 X 3.294 X 16.000	BL8690153	SST 304		0.556	
	119	5F6		49	CR REC PAN HD SCREW #8-32 X 1/2" LG "T"		SST 18-8 C232-714		0.003	
	120	2C3		8	CR REC RDZ CRK HD SCREW #6 X 1/2" LG "AB"		SST 18-8 C162-219		0.002	
	121	2C7		38	HEAD REST ASSY FREE STANDING SEAT		640701705		2.500	
	122	3C3		128	SHIM PLATE TYPE-1 0.064 X 1.500 X 6.000	20-220-001097-001	ALUM. 5052H32	BL8690021	0.054	
	123	3C3		128	SHIM PLATE TYPE-2 0.128 X 1.500 X 6.000	20-220-001097-002	ALUM. 5052H32	BL8690022	0.108	
	124	3C3		128	SHM 0.091 X 1.500 X 6.000	BL8690174	ALUM. 5052H32		0.080	
	125	3C3		128	SHM 0.187 X 1.500 X 6.000	BL8690175	ALUM. 5052H32		0.160	
	126	3C3		128	SHM 0.250 X 1.500 X 6.000	BL8690176	ALUM. 5052H32		0.220	
	127	5F8		64	SPACER 0.312 X 1.500 X 1.500	BL8690177	ALUM. 6061		0.060	

- 4-
3-
2-

1- BL8690745E

DESCRIPTION (S 214-0214 (IT-105, 112, 142, 143, 158, 160 & 161) ADDED, TS 214-1182, IT-112 QTY-07 WAS QTY-28, IT-182-188 ADDED, (S 214-0224, IT-144 D7840371S WAS 706403716, IT-146 DELETED, IT-189 173 ADDED)		LE PRESENT DOCUMENT ET SON CONTEU DEVOIT LA PROPRIETE DE BOMBARDIER INC. OU DE SES FILIALES. CE DOCUMENT CONTIENDE LA REPRODUCTION NON AUTORISEE SANS L'ACCORD PREALABLE DE BOMBARDIER INC. OU DE SES FILIALES.	
DESIGN ORIGINAL DESIGN DATE: 2000-04-18		REVISION COURANTE DATE: BL-859-0008-1	
DESIGNED BY: L. COOBERG CHECKED BY: J. JOHNSON DRAWN BY: L. OWELL APPROVED BY: L. COOBERG PART NUMBER: 2000-04-18		DESIGNED BY: M. LESCHKE CHECKED BY: ALIS DRAWN BY: L. OWELL APPROVED BY: M. LESCHKE PART NUMBER: BL-859-0008-1	
WORKING COPY		BOMBARDIER SEATS INSTALLATION COACH	

WORKING COPY

BL-859-0008-1

BL-869-0064-L2

REV. 1

IMP.	ITEM	ZONE	QTY/TYP		DESCRIPTION	DWG REF.	MATERIAL	COMMENT	LB	REV.
			-	1						

IMP.	ITEM	ZONE	QTY/TYP		DESCRIPTION	DWG REF.	MATERIAL	COMMENT	LB	REV.
			-	1						
	153	2E3		4	ANGLE 17.000 LG	BL8690217	STEEL		9.021	
	154	2E2		8	ANGLE 6.000 LG	BL8690218	STEEL		3.154	
	155	8E6		1	MICA PAPER TAPE 1.8" X 0.0025" THK		MICA 740200135	160.000" LG	0.013	
	156	10F6		24	CR REC PAN HD SCREW #8-32 X 3/8" L.O.		SST 18-8 C290-327		0.003	
	157	10F6		24	TYPE "B" PLAIN WASHER #8 NOM DIA "REG"		SST 18-8 C249-203		0.001	
	158	1F6		34	SEAT SUPPORT PLATE 0.250 X 15.500 X 43.375	BL8690271	ALUM. 6062-432		16.451	J
	159	2C8		2	CHANNEL WLDT	BL-962-0967-1 BL86215285E			1.492	J
	160	2B8		4	CR REC-PAN HD SCREW #10-24 X 3/4" LG "T"		STL ZINC PLT. C232-125Y		0.006	J
	161	2E7		76	TYPE "B" PLAIN WASHER 3/8" NOM DIA "WIDE"		SST 18-8 C249-221		0.030	J
	162	10D2		1	CHANNEL WLDT	BL-462-0112-1 BL8621745E			-	J
	163	10D4		1	CHANNEL WLDT	BL-462-0113-1 BL8621755E			-	J
	164	10D4		31	SHW 0.364 X 1.500 X 1.500	BL8620196	ALUM. 6062-432		0.014	J
	165	10D4		31	SHW 0.125 X 1.500 X 1.500	BL8620197	ALUM. 6062-432		0.028	J
	166	10D4		31	SHW 0.250 X 1.500 X 1.500	BL8620198	ALUM. 6061		0.056	J
	167	8D2		4	INT. TOOTH LOCKWASHER #10 NOM DIA TYPE A		STL ZINC PLT. C430-7Y		0.002	J
	168	5D2		4	TYPE "B" PLAIN WASHER #10 NOM "REG"		STL ZINC PLT. C249-11Y		0.002	J
	169	5F7		1	ADHESIVE, CYANOACRYLATE APOLLO 2004		78000156S	5 OZ	-	J
	170	5F7		1	ADHESIVE, CYANOACRYLATE PRIMER APOLLO BOOST 6010		78000157S	5 OZ	-	J
	171	7D4		1	EXPANDED VINYL ON JERSEY KNIT - FLAMEBLOCKER		71000077S	2.8 SQ YARDS	-	J
	172	7D4		1	STRIP EXPANDED NEOPRENE 3/16" X 2" WIDE X 50' LG		NEOPRENE FOAM 78000044S	5 FT	-	J
	173	7D4		1	BONDING TAPE - VHB 0.025" THK X 2.000"		ACRYLIC 78080003S	5FT	-	J

WARNING: WEIGHT TOTAL IS PARTIAL

The "M" marked weight are excluded from the total weight of the bill

TYPE	1			
PRIM PARTS LB	1260.21			
PURCHASED PARTS LB	4612.45			
SUB-TOTAL LB	5872.66			
SUB-ASSEMBLES LB	46.67			
SUBTOTAL	5919.33			
MAT. ADJUST. LB. SEE NOTE : N/A	0.00			
TOTAL LB	5919.33			
CENTRE OF GRAVITY 'X'				
CENTRE OF GRAVITY 'Y'				
CENTRE OF GRAVITY 'Z'				

1- BL8690745E

DESCRIPTION TS 214-0216 (11-08, 112, 142, 145, 159, 160 & 181) ADDED. TS 214-1150 (11-15) QTY 21 WAS QTY 20 (11-16) (14 ADDED) IS 214-0224 (11-14) 074637 IS WAS 70860245 (11-14) DELETED (11-16) 173 ADDED				IS IMPRINT DOCUMENT BY THE CONTROL POINTS PROPERTY OF BOMBARDIER INC. TO BE KEPT SEPARATE OF DOCUMENTS COURTESY OF INFORMATION CONTAINED HEREIN IS PROVIDED TO YOU FOR INFORMATION ONLY. IT IS NOT TO BE REPRODUCED OR TRANSMITTED IN ANY FORM OR BY ANY MEANS, ELECTRONIC OR MECHANICAL, INCLUDING PHOTOCOPYING, RECORDING, OR BY ANY INFORMATION STORAGE AND RETRIEVAL SYSTEMS WITHOUT THE EXPRESS WRITTEN PERMISSION OF BOMBARDIER INC.			
DESIGN ORIGINAL DESIGN L. COOMBS J. JOHNSON L. ONELL DATE: 2000-04-18				REVISION COURANTE M. LESONA ALI L. ONELL M. LESONA M. LESONA K. HO DATE: 2000-04-18			
WORKING COPY				BOMBARDIER SEATS INSTALLATION COACH BL-869-0064-1			