

**NATIONAL TRANSPORTATION SAFETY BOARD**

Office of Aviation Safety  
Washington, D.C. 20594

October 26, 2011

**AIRWORTHINESS**

**Group Chairman's Factual Report**

**CEN11IA341**


**Appendix A – Figures  
(5 pages)**



**Figure 1 – Great Lakes Airlines Beech 1900D, N218YV**



**Figure 2 – NLG End Cap piece found on runway**



**Figure 3 – NLG actuator, top end with fractured end cap**



**Figure 4 – Landing gear control and annunciator panel**

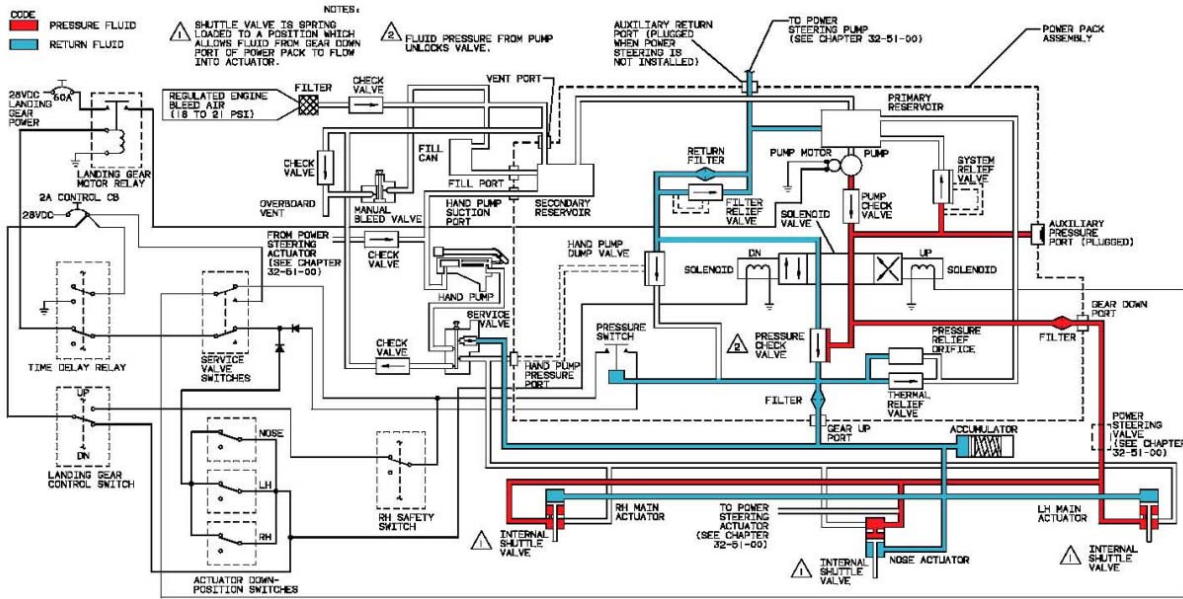
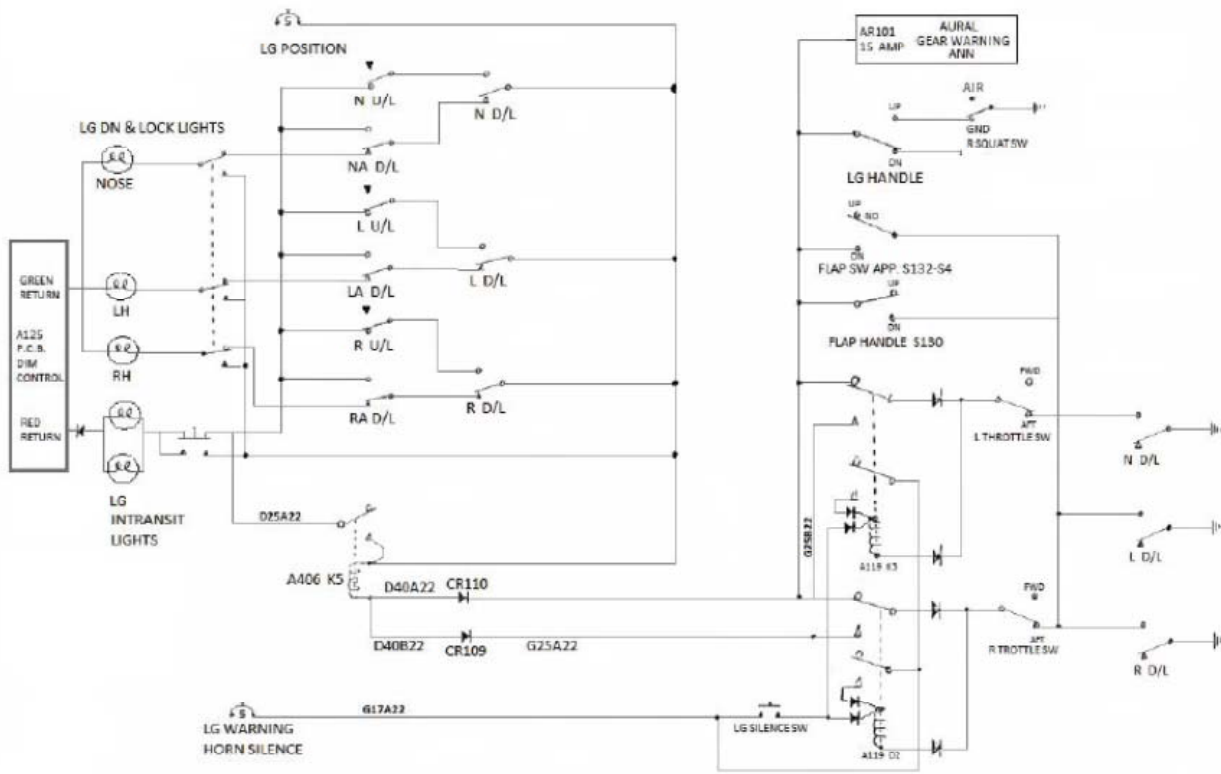


Figure 5 – Hydraulic system schematic – normal extend mode



FOR REFERENCE ONLY  
NOT APPROVED FOR ENGINEERING DATA  
UE-2 & AFTER EXCEPT FRENCH EXPORT

Figure 6 – Landing gear indication wiring diagram



**Figure 7 – Landing gear position annunciator assembly**



**Figure 8 – Landing gear position annunciator lamp modules**




Figure 9 – Lamp module from UE-218



Figure 10 – Incident NLG End Cap serial number stamp