


# Aircraft Logbook

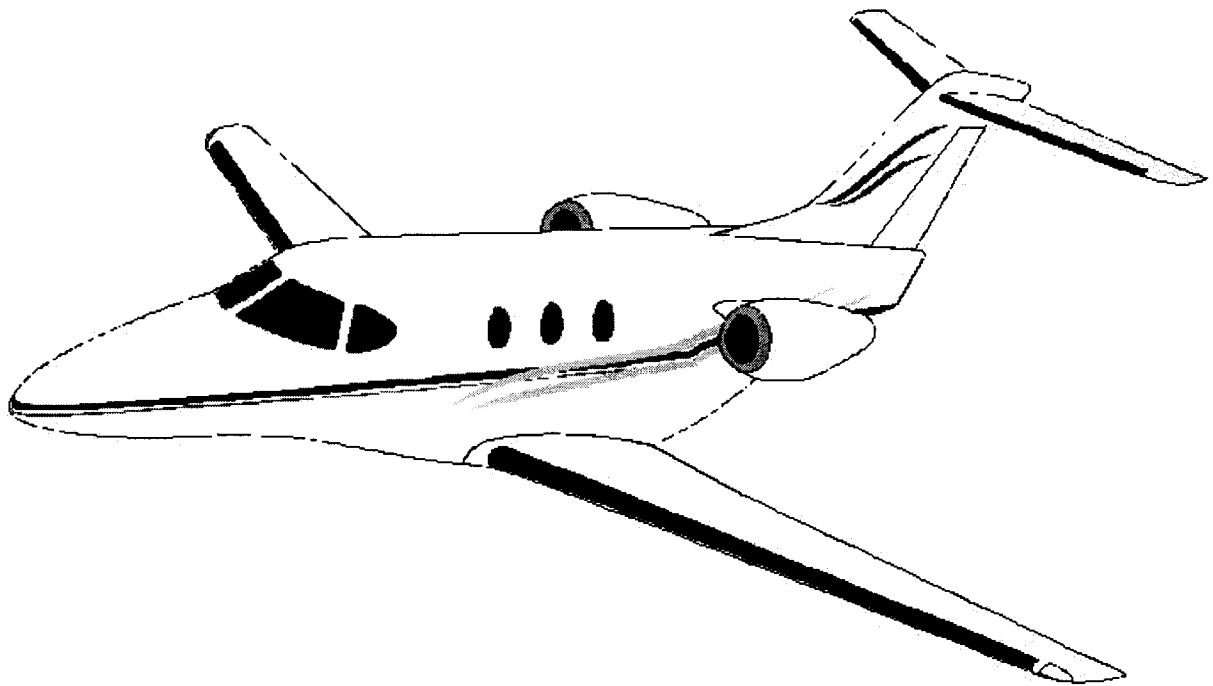


*Hawker* Beechcraft

# **Raytheon** Aircraft

## **Premier Series**

### **Log Books**



**MAINTENANCE/INSPECTION  
ENTRIES**



**Model:** 390      **A/C Serial Number:** RB-226      **Registration Number:** N26DK

**EXTERIOR PAINT:**

Sherwin Williams Matterhorn White CA8800/F17865  
Sherwin Williams Black Metallic M06070  
Sherwin Williams Light Saddle Metallic M06166

**INTERIOR PAINT:**

Neutral CA8271/I7083  
Birch CA8271/I7178

**Key No.** T4619

**INSPECTION STATUS**

In accordance with the requirements of FAR 91.409, this aircraft will be operated and maintained on a current inspection program recommended by the manufacturer (FAR 91.409 Par. F, Option 3).

**RVSM COMPLIANCE STATEMENT**

This airplane has been demonstrated to meet the requirements of 14CFR 91 Appendix G and qualified for flight operations in Reduced Vertical Separation Minimum (RVSM) designated airspace. This does not constitute operational approval.

**AIRWORTHINESS CERTIFICATE**

I have inspected this aircraft and issued a STANDARD Airworthiness Certificate Dated 03-13-2008. Time: 7.4 / Landings: 7



[Redacted Signature]


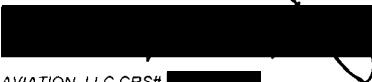
Robert Alliband  
For Hawker Beechcraft Corporation

[Redacted Title]

**MAINTENANCE/INSPECTION ENTRIES**

Aircraft Model 390 Serial Number RB-226  
 Reg # N26DK Owner's Name DEKA R+D CORPORATION

DATE			TIME	ENTRIES MAY BE ON MULTIPLE LINES IF REQUIRED	INSPECTOR'S SIGNATURE	LICENSE NUMBER
Y	M	D	HOURS			
<b><u>Aircraft Maintenance Record</u></b>						
				PO Box 85 Wichita, KS 67201 CRS [REDACTED] EASA [REDACTED]		
Model 390		Registration No. N26DK		Date 03-13-2008		
Ser. No. RB-226		Total Time 8.5 hrs.		Total Landings 8		
1. Installed Field Service Kit, 390-3608-0001, Rev. 1, Kit – DC Generator Wiring Change, kit s/n 245. 2. Installed door snubber, p/n 390-384059-0001.						
I certify that with respect to work performed, this aircraft was repaired and inspected in accordance with Premier 1 Model 390 Maintenance Manual 390-590-590001-0015A21 dated Nov. 07 and current FAA regulations and is approved for return to service.						
Authorized Signature				 Robert Alliband for Hawker Beechcraft Corp. Repair Station FAA Approved CRS [REDACTED] EASA [REDACTED] Wichita, Kansas 67201		
Ref. HBCRS WO No.				_____RB226-001_____		

		<b>AIRCRAFT MAINTENANCE LOG</b>			Pro Star Aviation, LLC. Manchester Airport [REDACTED] Londonderry, NH 03053 Repair Station [REDACTED]		
Page 1 of 1							
Date 03/27/08	W/O 20796	TTAF 17.3	LANDINGS 15.0	Model 390	S/N RB-226	N26DK	
Installed Bose Aviation Headset X Aircraft Panel Connectors on the pilots and co-pilots side consoles. Installation was accomplished using Bose Aviation Headset X Aircraft Panel Connector Installation Instructions 268310 revision 00, AC 43.13-2B as applicable and as documented on Pro Star Aviation drawing 2250 "BOSE HEADSET WIRING DIAGRAM" Rev. IR, dated 03/24/08. Performed operational check and found no faults. There was no change to the aircraft weight and balance as a result of the work performed.							
The aircraft, airframe or appliance identified above was maintained and/or altered and inspected in accordance with current Regulations of the FAA and is approved for return to service. Pertinent details of work performed are retained in the above Pro Star Aviation, LLC. work order number 20796.							
Signed				 Kurt Kitner		Date 03/27/08	
FOR PRO STAR AVIATION, LLC CRS# [REDACTED]							

--	--	--	--	--	--	--

**MAINTENANCE/INSPECTION ENTRIES**

Aircraft Model 390 Serial Number RB-226  
 Reg # N26DK Owner's Name DEKA R+D Corporation

DATE			TIME	ENTRIES MAY BE ON MULTIPLE LINES IF REQUIRED	INSPECTOR'S SIGNATURE	LICENSE NUMBER
Y	M	D	HOURS			



Pro Star Aviation, LLC. Manchester Airport [redacted] Londonderry, NH 03053  
 Repair Station [redacted]

Date: 5/21/08 W.O.: 33910 Model: 390 S/N: RB-226 N26DK ACTT: 40.6  
 ACTL: 29

*Airframe Log*

C/W Hawker/Beechcraft Service Bulletin SB 21-3899 dated May, 2008. (Environmental/Air Conditioning- Wiring Modification and Functional Verification of Cabin Altitude High and Cabin Barometric Pressure Switches)

**The aircraft, airframe or appliance identified above was repaired and inspected in accordance with current Regulations of the FAA and is approved for return to service. Pertinent details of work performed are retained in the above Pro Star Aviation, LLC. work order number.**


Signed [redacted] Date 5/21/08

		<b>AIRCRAFT MAINTENANCE LOG</b> 74.5			Pro Star Aviation, LLC. Manchester Airport [redacted] Londonderry, NH 03053 Repair Station [redacted]	
Date: 08-02-08	W/O: 11436	TTAF: <del>52.4</del>	Ldgs: 49	Model: 390	S/N: RB226	N26DK
Hobbs:						
SERVICED L/H SPOILER BLOW DOWN ACTUATOR I.A.W. MODEL 390 A.M.M.12-10-10-301.						
The aircraft, airframe or appliance identified above was maintained and/or altered and inspected in accordance with current Regulations of the FAA and is approved for return to service. Pertinent details of work performed are retained in the above Pro Star Aviation, LLC. W.O.#.11436						
Signed [redacted]				ED LORD, INSPECTOR		Date 08-02-08
FOR PRO STAR AVIATION, LLC CRS# [redacted]						

--	--	--	--	--	--	--

### MAINTENANCE/INSPECTION ENTRIES

Aircraft Model 390 Serial Number RB-226  
 Reg # N26DK Owner's Name DEKA R+D CORPORATION

 <b>PRO STAR AVIATION</b>		<h2 style="margin: 0;">AIRCRAFT MAINTENANCE LOG</h2>			Pro Star Aviation, LLC. Manchester Airport [Redacted] Londonderry, NH 03053 Repair Station [Redacted]	
Date: 08-18-08	W/O: 11443	TTAF: 89.9	Ldgs: 59	Model: 390	S/N: RB226	N26DK
-SERVICED R/H SPOILER BLOW DOWN ACTUATOR I.A.W. MODEL 390 A.M.M.12-10-10-301. -SERVICED BRAKE ACCUMULATOR I.A.W. MODEL 390 A.M.M. 32-40-00.						
The aircraft, airframe or appliance identified above was maintained and/or altered and inspected in accordance with current Regulations of the FAA and is approved for return to service. Pertinent details of work performed are retained in the above Pro Star Aviation, LLC. W.O.#.11443						
Signed					Alan Browning, INSPECTOR Date 08-18-08	

8/21/08	95.9 hrs.	62 Ldgs.	Complied with MSB 29-3897.			
Left engine Hose P/N 170H143-6CR-0174,		Right engine 170H192D0394C275				
Not Applicable per table 1 of MSB. w/o# and MFG dates not Applicable						
Per table table 1.		[Redacted] A+P [Redacted]		8/21/08		



Pro Star Aviation, LLC. Manchester Airport [Redacted] Londonderry, NH 03053  
 Repair Station [Redacted]

Date: 9/2/08      W.O.: 34046      Model: 390      S/N: RB-226      N26DK      ACTT: 100.2  
 Landings: 66

#### Airframe Log

Removed defective CVR p/n: 2100-1010-51 s/n: 000511288. Installed loaner unit p/n: 2100-1010-51 s/n: 000396931. Performed removal, replacement and functional test IAW HBC 390 AMM 23-70-01. No defects noted.

**The aircraft, airframe or appliance identified above was repaired and inspected in accordance with current Regulations of the FAA and is approved for return to service. Pertinent details of work performed are retained in the above Pro Star Aviation, LLC. work order number.**

Signed \_\_\_\_\_ Date 09/02/08

**MAINTENANCE/INSPECTION ENTRIES**

Aircraft Model 390 Serial Number RB-226  
 Reg # N26DK Owner's Name DEKA R+D CORPORATION

DATE			TIME	ENTRIES MAY BE ON MULTIPLE LINES IF REQUIRED	INSPECTOR'S SIGNATURE	LICENSE NUMBER
Y	M	D	HOURS			



Pro Star Aviation, LLC. Manchester Airport [REDACTED] Londonderry, NH 03053  
 Repair Station [REDACTED]

Date: 9/23/08 W.O.: 34046 Model: 390 S/N: RB-226 N26DK ACTT: 103.9

*Airframe Log*

Removed loaner CVR P/N: 2100-1010-51 S/N: 000396931. Installed repaired CVR P/N: 2100-1010-51 S/N: 000511288. Performed removal, replacement, and operational test IAW HBC 390 AMM 23-70-01.

**The aircraft, airframe or appliance identified above was repaired and inspected in accordance with current Regulations of the FAA and is approved for return to service. Pertinent details of work performed are retained in the above Pro Star Aviation, LLC. work order number.**

Signed [REDACTED] Date 9/23/08



[REDACTED]  
 Wichita, KS 67209  
 Phone [REDACTED]  
 Fax [REDACTED]  
 FAA Certified Repair Station [REDACTED]  
 EASA Certified Repair Station No. [REDACTED]

**AIRFRAME LOG**

AIRCRAFT MODEL: PREMIER 390 S/N: RB-226 REG. #: N26DK  
 DATE: 10/10/2008 FHM: 115.1 ACTT: 115.1 ACTC:

- REMOVED CVR P/N 2100-1010-51, S/N 000511288. INSTALLED A REPAIRED UNIT P/N 2100-1010-51, S/N 000446023. REPAIRED BY AIRCRAFT INSTRUMENT & RADIO SERVICES, INC. CRS# T12R188L IAW 390 M/M CH. 23-70-00. OPS CHECKED SATISFACTORY.

I CERTIFY THAT THIS AIRCRAFT IDENTIFIED ABOVE WAS REPAIRED AND INSPECTED IN ACCORDANCE WITH FAA REGULATIONS AND, FOR THE WORK PERFORMED ONLY, WAS FOUND AIRWORTHY AND IS APPROVED FOR RETURN TO SERVICE.

FAA CERTIFIED REPAIR STATION [REDACTED] EASA CERTIFIED REPAIR STATION [REDACTED]

AUTHORIZED SIGNATURE: [REDACTED] QUALITY ASSURANCE INSPECTOR  
 PRINTED NAME: Ross Frank  
 WORK ORDER NUMBER(S): 05-04-3458



MAINTENANCE/INSPECTION ENTRIES

Aircraft Model 390 Serial Number RB-226
Reg # N26DK Owner's Name DEKA R+D CORPORATION

Table with columns: DATE (Y, M, D), TIME (HOURS), ENTRIES MAY BE ON MULTIPLE LINES IF REQUIRED, INSPECTOR'S SIGNATURE, LICENSE NUMBER



Wichita, KS 67209
Phone
Fax
FAA Certified Repair Station
EASA Certified Repair Station No.

AIRFRAME LOG
AIRCRAFT MODEL: 390 S/N: RB-226 REG. #: N26DK
DATE: 10/12/08 FHM: 115.1

- 1. INSTALLED REPLACEMENT R/H ROLL CONTROL SPOILER ACTUATOR P/N 390-381007-0003, S/N 0211R, IAW 390 MM, CHAPTER 27-60-00. REPAIRED BY MOOG, INC., CRS# QG5R144N. LEAK AND OPS CHECKS GOOD. S/N OFF: 0490.

I CERTIFY THAT THE AIRCRAFT IDENTIFIED ABOVE WAS REPAIRED AND INSPECTED IN ACCORDANCE WITH FAA REGULATIONS AND, FOR THE WORK PERFORMED ONLY, WAS FOUND AIRWORTHY AND IS APPROVED FOR RETURN TO SERVICE.
FAA CERTIFIED REPAIR STATION EASA CERTIFIED REPAIR STATION No.

AUTHORIZED SIGNATURE: [Redacted] QUALITY ASSURANCE INSPECTOR
PRINTED NAME: Frank Wilson, For Hawker Beechcraft Services (ICT)
WORK ORDER NUMBER(S): 05-04-3474


Large rectangular box containing Pro Star Aviation logo, address (Manchester Airport, Londonderry, NH), date (10/17/08), work order (34118), model (390), S/N (RB226), reg (N26DK), and a detailed Airframe Log description of MFD repair.

Signed [Redacted] Date 10/17/08

**MAINTENANCE/INSPECTION ENTRIES**

Aircraft Model 390 Serial Number RB-226  
 Reg # N26DK Owner's Name DEKA R+D CORPORATION

DATE			TIME	ENTRIES MAY BE ON MULTIPLE LINES IF REQUIRED	INSPECTOR'S SIGNATURE	LICENSE NUMBER
Y	M	D	HOURS			

		<b>AIRCRAFT MAINTENANCE LOG</b>			Pro Star Aviation, LLC. Manchester Airport [REDACTED] Londonderry, NH 03053 Repair Station [REDACTED]	
					Date: 10/19/08	W/O: 11467
Hobbs: 119.6						
-Removed and replaced defective RH fuel filter sump drain valve with a new valve PN 100-0054-01, new drain fitting PN 390-920137-0001 and 2 new preformed packings PN MS29512-04 IAW 390 MM Ch. 28-10-08-401. No further leaks or defects noted at this time.						
The aircraft, airframe or appliance identified above was maintained and/or altered and inspected in accordance with current Regulations of the FAA and is approved for return to service. Pertinent details of work performed are retained in the above Pro Star Aviation, LLC. W.O.#.11467						
Signed					Alan Browning, INSPECTOR Date 10/19/08	
FOR PRO STAR AVIATION, LLC GRS# [REDACTED]						

10/24/08	122.4 hrs.	86 Ldgs.	Complied with	AD 2008-21-04, verified
			Completion of MSB 21-3899,	5/21/08 40.6 Airframe hours.
			[REDACTED] A+P [REDACTED]	10/24/08



Pro Star Aviation, LLC. Manchester Airport [REDACTED] Londonderry, NH 03053  
 Repair Station [REDACTED]

Date: 11/4/08 W.O.: 34144 Model: 390 S/N: RB226 N26DK Hobbs: 124.1

**Airframe Log**


Removed defective #1 Audio Amplifier p/n: 700-008 s/n: 2815 and installed warranty exchange unit s/n: 3800 IAW HBC 390 AMM 23-30-06-401. C/W audio system test IAW HBC 390 AMM 23-50-00-501. No defects noted. C/W copilot's static system draining procedure IAW HBC 390 AMM 34-12-00-501. No defects noted. Swapped COM 1 and COM 2 for troubleshooting. C/W functional test of COM 1 and COM 2 systems. No defects noted. COM 1 p/n: 822-1468-102 s/n: 2RH8W COM 2 p/n: 822-1468-102 s/n: 2MNXL

**The aircraft, airframe or appliance identified above was repaired and inspected in accordance with current Regulations of the FAA and is approved for return to service. Pertinent details of work performed are retained in the above Pro Star Aviation, LLC work order number.**

Signed [REDACTED] Date 11/4/08

**MAINTENANCE/INSPECTION ENTRIES**

Aircraft Model 390 Serial Number RB-226  
 Reg # N26DK Owner's Name DEKA R+D CORPORATION

		<b>AIRCRAFT MAINTENANCE LOG</b>				Pro Star Aviation, LLC. Manchester Airport [REDACTED] Londonderry, NH 03053 Repair Station [REDACTED]	
						Date: 11/06/08	W/O: 11476
Hobbs: 124.1							
<b>DISCREPANCIES:</b> <ul style="list-style-type: none"> <li>- Removed &amp; replaced RH center fwd facing seat recline Hydrolock with new Hydrolock P/N UL32-010-SP1 I/AW ERDA CMM Model 4015. Seat ops check good.</li> <li>- Removed emergency exit from aircraft, disassembled window shade and repositioned shade cord on appropriate pulleys. Performed satisfactory operational test of emergency exit window shade. Installed emergency exit. All work done I/AW Hawker Beechcraft 390 MM 25-20-08.</li> <li>- Removed RH aft window shade. Repositioned shade cord on appropriate pulleys. Performed satisfactory operational check of RH aft window shade. Installed RH aft window shade. All work done I/AW Hawker Beechcraft 390 MM 25-20-08.</li> <li>- Removed &amp; replaced Spoiler Control Unit with inspected/tested unit (Ref. Moog, Inc. 8130-3 W/O # W11692044, dated 22 SEP 08) I/AW HBC 390 MM 27-60-05. Performed final Position Sensor LVDT and Speed Brake Extend position adjustment I/AW HBC 390 MM 27-60-00. Performed Surface Position Sensor electrical rigging I/AW HBC 390 MM 27-60-00 with assistance from HBC Tech. Rep. Sean Janoscrat. After rigging found all ops checks ok. Performed Final Position Sensor LVDT and speed brake extend position adjustment I/AW HBC 390 MM 27-60-00 after final safetying of LH &amp; RH roll actuators and LH &amp; RH Surface Position sensor. No defects noted.</li> </ul>							
<b>AIRWORTHINESS DIRECTIVES:</b> <ul style="list-style-type: none"> <li>- Complied with AD2008-22-11. LH P/N 170H143-6CR-0174 does not apply per Table 1 of HBC Mandatory SB 29-3897, MFG date and W/O # on hose not applicable. RH P/N 170H192D0394C275 does not apply per Table 1 of HBC Mandatory SB 29-3897, MFG date and W/O # on hose not applicable.</li> </ul>							
The aircraft, airframe or appliance identified above was maintained and/or altered and inspected in accordance with current Regulations of the FAA and is approved for return to service. Pertinent details of work performed are retained in the above Pro Star Aviation, LLC. W.O.# 11476.							
Signed		[REDACTED] Edward Monaghan, INSPECTOR				Date	
		FOR PRO STAR AVIATION, LLC CRS# [REDACTED]				11/06/08	



Pro Star Aviation, LLC. Manchester Airport [REDACTED] Londonderry, NH 03053  
 Repair Station [REDACTED]

Date: 11/13/08 W.O.: 34157 Model: 390 S/N: RB-226 N26DK ACTT: 130.4  
 Landings: 91

**Airframe Log**


Removed defective ECU-3000 p/n: 822-1200-998 s/n: 2V1GT. Installed new exchange unit s/n: 36N1V. C/W functional check of FSU and ECU-3000. No defects noted.


**The aircraft, airframe or appliance identified above was repaired and inspected in accordance with current Regulations of the FAA and is approved for return to service. Pertinent details of work performed are retained in the above Pro Star Aviation, LLC work order number.**

Signed [REDACTED] Date 11/13/08

**MAINTENANCE/INSPECTION ENTRIES**

Aircraft Model 390 Serial Number RB-226  
 Reg # N26DK Owner's Name DEKA R+D CORPORATION

		<b>AIRCRAFT MAINTENANCE LOG</b>				Pro Star Aviation, LLC. Manchester Airport [REDACTED] Londonderry, NH 03053 Repair Station [REDACTED]	
						Date: 11/13/08	W/O: 11484
Hobbs: 130.4							
-Removed Spoiler Control Unit P/N 390-384011-0019 S/N 0037 and replaced with repaired Spoiler Control Unit P/N 390-384011-0019 S/N 0218 ( Reference MOOG, Inc. 8130-3 No. W11711570, Certificate No. QG5R144N dated 23 Oct. 2008) IAW Hawker Beechcraft Premier 1A AMM 27-60-05. Operational check found satisfactory. No defects noted. -Serviced oxygen system to full as required IAW Hawker Beechcraft Premier 1A AMM 12-10-30. No leaks and no defects noted.							
The aircraft, airframe or appliance identified above was maintained and/or altered and inspected in accordance with current Regulations of the FAA and is approved for return to service. Pertinent details of work performed are retained in the above Pro Star Aviation, LLC. W.O.# 11484							
Signed [REDACTED]					Edward Monaghan, INSPECTOR		Date 11/13/08
FOR PRO STAR AVIATION, LLC CRS# [REDACTED]							

		<b>AIRCRAFT MAINTENANCE LOG</b>				Pro Star Aviation, LLC. Manchester Airport [REDACTED] Londonderry, NH 03053 Repair Station [REDACTED]	
						Date: 11/20/08	W/O: 11489
Hobbs: 131.2							
- Removed LH wing pressure relief and vacuum check valve assembly. Disassembled pressure relief and vacuum check valve assembly to inspect. Found FOD in check valves and screen inhibiting correct operation of pressure relief check valve creating a fuel leak from vent hole. Cleaned pressure relief and vacuum check valves as required. Reassembled LH pressure relief and vacuum check valve assembly and installed in LH wing. All work accomplished I/AW HBC Premier Model 390 MM 28-10-04. No leaks noted. - Complied with HBC Premier Model 390 Safety Communique' No. 299.							
The aircraft, airframe or appliance identified above was maintained and/or altered and inspected in accordance with current Regulations of the FAA and is approved for return to service. Pertinent details of work performed are retained in the above Pro Star Aviation, LLC. W.O.# 11489							
Signed [REDACTED]					Edward Monaghan, INSPECTOR		Date 11/20/08
FOR PRO STAR AVIATION, LLC CRS# [REDACTED]							


## MAINTENANCE/INSPECTION ENTRIES

Aircraft Model 390 Serial Number RB-226  
 Reg # N26DK Owner's Name DEKA R+D CORPORATION



Pro Star Aviation, LLC. Manchester Airport [REDACTED] Londonderry, NH 03053  
 Repair Station [REDACTED]

Date: 11/20/08 W.O.: 34162 Model: 390 S/N: RB-226 N26DK ACTT: 131.2  
 Landings: 93

### Airframe Log

Removed defective Airshow Processor P/N: 920055 S/N: G01002362. Installed Modified unit S/N: G01000510. Performed operational test of system IAW Rockwell Collins Airshow 410 Installation Manual 920610, no defects noted. Removed and replaced Galley Infrared Sensor Lens P/N: 390-537035-0043 using new stock. Performed operational test of Cabin Entertainment Remote Control, no defects noted.

**The aircraft, airframe or appliance identified above was repaired and inspected in accordance with current Regulations of the FAA and is approved for return to service. Pertinent details of work performed are retained in the above Pro Star Aviation, LLC work order number.**


Signed [REDACTED] Date 11/20/08


		<h2 style="margin: 0;">AIRCRAFT MAINTENANCE LOG</h2>			Pro Star Aviation, LLC. Manchester Airport [REDACTED] Londonderry, NH 03053 Repair Station [REDACTED]	
Date: 1/5/09	W/O: 11498	TTAF: 140.9	Ldgs: 101	Model: 390	S/N: RB-226	N26DK
Hobbs: 140.9						
- Removed and replaced main aircraft battery with new battery I/A/W HBC 390 MM 24-30-04-401. Ops checked good. <div style="display: flex; justify-content: space-around; margin-top: 5px;"> <span>P/N Off: RG-380E/44</span> <span>S/N Off: 40120668</span> </div> <div style="display: flex; justify-content: space-around; margin-top: 5px;"> <span>P/N On: RG-380E/44</span> <span>S/N On: 40271724</span> </div>						
The aircraft, airframe or appliance identified above was maintained and/or altered and inspected in accordance with current Regulations of the FAA and is approved for return to service. Pertinent details of work performed are retained in the above Pro Star Aviation, LLC. W.O.# 11498.						
Signed [REDACTED]					Gary R. Fortin, INSPECTOR	
					Date 1/5/09	
FOR PRO STAR AVIATION, LLC CRS# [REDACTED]						


**MAINTENANCE/INSPECTION ENTRIES**

Aircraft Model 390 Serial Number RB-226  
 Reg # N26DK Owner's Name DEKA R+D CORPORATION

DATE			TIME	ENTRIES MAY BE ON MULTIPLE LINES IF REQUIRED	INSPECTOR'S SIGNATURE	LICENSE NUMBER
Y	M	D	HOURS			

		<h2>AIRCRAFT MAINTENANCE LOG</h2>			Pro Star Aviation, LLC. Manchester Airport [REDACTED] Londonderry, NH 03053 Repair Station [REDACTED]	
Date: 1/23/09	W/O: 11498	TTAF: 149.7	Ldgs: 107	Model: 390	S/N: RB-226	N26DK
Hobbs: 149.7						
<ul style="list-style-type: none"> <li>- Removed LH fuel pressure relief check valve P/N 101-389011-109. Installed new LH pressure relief check valve P/N 101-389011-109 I/AW HBC 390 MM 28-10-04-401.</li> <li>- Removed LH fuel vacuum relief check valve P/N 101-389011-91. Installed new LH vacuum relief check valve P/N 101-389011-91 I/AW HBC 390 MM 28-10-04-401.</li> <li>- Serviced brake accumulator with nitrogen I/AW HBC 390 MM 32-40-00-301.</li> <li>- Downloaded RH ECU data I/AW FJ44-2A MM 73-24-01-870-802, BIT 56 was found on ECU Twin ECU Receive. Troubleshoot I/AW Williams FJ44-2A MM 71-00-00-811-026. No corrective actions required. Cleared fault. No defect noted.</li> </ul>						
The aircraft, airframe or appliance identified above was maintained and/or altered and inspected in accordance with current Regulations of the FAA and is approved for return to service. Pertinent details of work performed are retained in the above Pro Star Aviation, LLC. W.O.# 11498.						
Signed [REDACTED]					Edward Monaghan, INSPECTOR	
					Date 1/23/09	
FOR PRO STAR AVIATION, LLC CRS# [REDACTED]						

		<h2>AIRCRAFT MAINTENANCE LOG</h2>			Pro Star Aviation, LLC. Manchester Airport [REDACTED] Londonderry, NH 03053 Repair Station [REDACTED]	
Date: 2/05/09	W/O: 11517	TTAF: 155.4	Ldgs: 111	Model: 390	S/N: RB-226	N26DK
Hobbs: 155.4						
<ul style="list-style-type: none"> <li>- Removed RH engine to fuselage (Aft) control cable. Installed new cable I/AW HBC 390 MM 76-10-02-401. Rigged RH engine aft control cable I/AW HBC 390 MM 76-00-00-501. Verified final power control rigging using laptop with EMT program I/AW HBC 390 MM 76-00-00-501. All parameters are within limits.</li> <li>- Removed LH fwd window shade. Adjusted window shade. Re-installed LH fwd window shade I/AW HBC 390 MM 25-20-05 and 25-20-08.</li> <li>- Installed new shoulder harness stop assemblies P/N 90-380050-17 on RH aft facing seat and two LH fwd facing seats I/AW HBC390 MM 25-20-01.</li> </ul>						
The aircraft, airframe or appliance identified above was maintained and/or altered and inspected in accordance with current Regulations of the FAA and is approved for return to service. Pertinent details of work performed are retained in the above Pro Star Aviation, LLC. W.O.# 11517.						
Signed [REDACTED]					Gary R. Fortin, INSPECTOR	
					Date 2/05/09	
FOR PRO STAR AVIATION, LLC CRS# [REDACTED]						

--	--	--	--	--	--	--



## MAINTENANCE/INSPECTION ENTRIES

Aircraft Model 390 Serial Number RB-226  
 Reg # 26DK Owner's Name DEKA R+D CORPORATION

# Hawker Beechcraft

Wichita, KS 67209

Phone

Fax

FAA Certified Repair Station

EASA Certified Repair Station No.

## SERVICES

### AIRFRAME LOG

AIRCRAFT MODEL:	390	S/N:	RB-226	REG. #:	N26DK
DATE:	6-19-09	FHM:	159.3	ACTT:	159.3
				ACTC:	

1. **AD 2008-23-13** AMEND# 39-15734 HYDRAULIC PUMP FITTINGS & CASE DRAIN CHECK VALVE IAW MSB 29-3869 AND 29-3851 FOUND **NOT APPLICABLE** PER AIRCRAFT SERIAL NUMBER.
2. **AD 2008-16-02** AMEND# 39-15620 AOA VANE SOFTWARE UPGRADE AND REMOVAL OF TC7 IAW MSB 27-3787 FOUND **NOT APPLICABLE** PER A/C SERIAL NUMBER.
3. C/W **MSB 07-3887** - LIFTING/SHORING - INSPECTION/MODIFICATION OF JACK PAD MOUNTING HARDWARE. INSPECTED JACK PAD NUT PLATE ATTACHMENT HOLE LOCATIONS, WITH NO DISCREPANCIES NOTED. INSTALLED L/H JACK PAD INSTALLATION **KIT P/N 390-1100-0001, S/N 270**, AND R/H JACK PAD INSTALLATION **KIT P/N 390-1100-0002, S/N 206**, IAW MSB 07-3887 AND KIT INSTALLATION DWG.# 390-1100 REV 5 INSTRUCTIONS. FLAP OPS CHECKS SATISFACTORY. WEIGHT AND BALANCE CHANGE NEGLIGIBLE. **INSTALLATION OF THESE KITS REMOVES THE MAXIMUM JACKING WEIGHT RESTRICTION IMPOSED BY SC #288, AND RESTORES JACKING WEIGHT TO MAXIMUM RAMP WEIGHT**. PREPPED AND PAINTED JACK PADS MATTERHORN WHITE CA8800/F17865 IAW 390 M/M CH. 20-17-01. NO FURTHER ACTION REQUIRED.
4. C/W **MSB 24-3963** INSPECTION / REPLACEMENT OF P/N 390-389001-0001 STARTER/GENERATORS. FOUND BOTH STARTER/GENERATORS TO BE ON AFFECTED S/N LIST. REMOVED **LEFT STARTER/GENERATOR** P/N 390-389001-0001, S/N 569A, & INSTALLED P/N 390-389001-0001, S/N 461AB, **OVERHAULED** BY AMETEK B&S AIRCRAFT, CRS# NE2R028L. REMOVED **RIGHT STARTER/GENERATOR** P/N 390-389001-0001, S/N 576A, & INSTALLED P/N 390-389001-0001, S/N 625AB, **OVERHAULED** BY AMETEK B&S AIRCRAFT, CRS# NE2R028L, IAW MSB 24-3963, AMETEK MSB 2009-0414, & 390 M/M CH. 24-30-01. OPS CHECKS GOOD.
5. C/W **RSB 24-3868** - ELECTRICAL POWER - HYDRAULIC SHUTOFF VALVE WIRING IMPROVEMENT. MODIFIED AIRCRAFT WIRING AND PILOT'S CIRCUIT BREAKER PANEL BY INSTALLING **KIT P/N 390-3622-0003, S/N 196**, IAW INSTRUCTIONS OF RSB 24-3868 AND DWG. 390-3622, REV. 5. INSTALLED NEW BACK SHELL P/N M85049 / 38S25W FOR R/H CONNECTOR 90P4 AND REMOVED EL PANEL P/N 390-382046-0013, S/N 0114, AND INSTALLED KIT SUPPLIED **EL PANEL P/N 390-382046-0015, S/N 0087**. THIS KIT INSTALLATION REMOVED 11.26 A FROM STANDBY BUS AND ADDED 11.26 A TO ESSENTIAL BUS. REVISED WEIGHT AND BALANCE DATA AND INCORPORATED NEW WEIGHT AND BALANCE REPORT IN AFM SEC. 6. OPS AND FUNCTIONAL CHECKS SATISFACTORY. NO FURTHER ACTION REQUIRED.
6. **RSB 31-3878** - INDICATING/RECORDING SYSTEMS - HYDRAULIC FLUID LEVEL DECAL INSTALLATION. INSTALLED DECAL PLACARD P/N 390-360014-0154, & REIDENTIFIED HYDRAULIC REMOTE TEST PANEL AS P/N 390-364255-0027, IAW RSB 31-3878 INSTRUCTIONS. NO FURTHER ACTION REQUIRED.
7. C/W **RSB 52-3864** - DOORS - KIT 390-4403-0001 REPLACEMENT OF AFT BAGGAGE/MAINTENANCE DOOR LATCHES. INSTALLED **KIT P/N 390-4403-0001, S/N 313**, IAW RSB 52-3864 & HAWKER BEECHCRAFT DWG. # 390-4403, REV. 7 INSTRUCTIONS. PERFORMED DOOR LATCH FUNCTIONAL & ELECTRICAL CHECKS, WITH NO DISCREPANCIES NOTED. INCORPORATED SUPPLEMENT P/N 390-590001-0051 REV. B1 IN PILOT'S CHECKLIST, SUPPLEMENT P/N 390-590001-0003 REV. C3 IN AIRCRAFT FLIGHT MANUAL, & SUPPLEMENT P/N 390-590001-0005 REV. A5 IN PILOT OPERATING MANUAL OR LATER REVISIONS AS REQUIRED. REVISED AIRCRAFT WEIGHT & BALANCE DATA AND INCORPORATED NEW WEIGHT AND BALANCE REPORT IN AFM SEC. 6. NO FURTHER ACTION REQUIRED.
8. C/W **RSB 52-3918** VERIFICATION OF MAIN LANDING GEAR (MLG) OUTBOARD DOOR RIGGING. FOUND LEFT AND RIGHT OUTBOARD DOOR RIGGING TO BE PROPERLY RIGGED, INSPECTED L/H AND R/H O/B DOORS FOR DELAMINATION WITH NO DEFECTS NOTED. CYCLED LANDING GEAR SEVERAL TIMES FOR PROPER OPERATION WITH NO DEFECTS NOTED IAW RSB 52-3918 ACCOMPLISHMENT INSTRUCTIONS.
9. C/W **SAFETY COMMUNIQUE #299** INSPECTION OF ENGINE CONTROL CABLES. LEFT AND RIGHT ENGINE POWER CONTROL LEVERS PASSED CABLE LEAK TEST, FOUND TO BE IN A SERVICEABLE CONDITION IAW SAFETY COMMUNIQUE SC299 INSTRUCTIONS. CABLES SECURED RE-SAFETIED REF 390 MM CH. 76-10-02-501.
10. C/W **SAFETY COMMUNIQUE #302** - INSPECTION OF STARTER/GENERATORS. INSPECTED BOTH STARTER/GENERATORS PER SC 302, AND FOUND R/H S/N 576A AND L/H S/N 569A INSTALLED, WHICH ARE NOT INCLUDED IN SC 302 TABLE 1 SUSPECT LIST. NO FURTHER ACTION REQUIRED.
11. C/W **12 MO.** WEIGHT CHECK OF PORTABLE FIRE EXTINGUISHER S/N X-74295. WEIGHT IS **4 LBS 11 OZ**, LIMIT IS 4 LBS 14 OZ +/- 4 OZ. IAW FIRE EXTINGUISHER PLACARD INSTRUCTIONS.
12. C/W **12 MO.** ELT INSPECTION/TEST IAW **FAR 91.207(d)**. PERFORMED THE REQUIRED ELT INSPECTION/TEST/ THE ELT P/N 453-5000-366, S/N 170-01840 MEET THE REQUIREMENTS OF FAR 91.207(d). BATTERY EXPIRATION DATE: **JAN/2013**.
13. C/W **12 MO.** CAPACITY CHECK OF THE SECURAPLANE STANDBY POWER SUPPLY. PERFORMED THE REQUIRED CAPACITY AND TESTS OF THE SECURAPLANE POWER SUPPLY PER THE SECURAPLANE COMPONENT MAINTENANCE MANUAL CH. 24-32-17.
14. APPLIED WINDOW SURFACE SEAL P/N DSS1015. LOT NO.'S 09050H1659, 09050H1641, 09050H1665 & 09050H1641 ON PILOT AND COPILOT FRONT AND SIDE WINDSHIELD'S PER KIT MFG. INSTRUCTIONS. OPS CHECK GOOD.
15. REMOVED AND REPLACED WITH NEW AIR-CONDITION BELT SHROUD P/N 1260999-2 IAW 390 M/M CH. 21-50-02.

Continued on next page



## MAINTENANCE/INSPECTION ENTRIES

Aircraft Model 390 Serial Number RB-226  
 Reg # 26DK Owner's Name DEKA R+D CORPORATION

DATE			TIME	ENTRIES MAY BE ON MULTIPLE LINES IF REQUIRED	INSPECTOR'S SIGNATURE	LICENSE NUMBER
Y	M	D	HOURS			

Continued from previous page

16. REMOVED AND REPLACED 90P4 CANNON PLUG CONNECTOR WITH NEW CONNECTOR. REF. PREMIER 390 WIRING DIAGRAM MANUAL CH. 91-04-01-001. PERFORMED OPERATIONAL CHECKS OF ALL SYSTEMS THAT RUN THROUGH CONNECTOR 90P4. OPS CHECKS GOOD.
17. PREPPED, PRIMED AND SPOTTED IN FOLLOWING AREAS, WINDSHIELD FRAME, L/H AND R/H AFT OF HOT LIPS, AROUND L/H BAGGAGE DOOR, LOWER I/B. L/H AND R/H FWD WING TOP OF L/H WING AFT OF LEADING EDGE, L/H AND R/H WING TIPS AND R/H PYLON LEADING EDGE. RESEALED TAIL CONE, LEADING EDGES OF WINGS AND HOT LIPS. APPLIED EROSION TAPE AS NECESSARY AND COMPLETED A GENERAL TOUCHUP OF AIRCRAFT DOVE GRAY CA8800/12244 AND MATTERHORN WHITE CA8800/17865 IAW 390 M/M CH. 20-17-00 & 20-22-00.
18. REMOVED 8 EACH P/N P0201-105 LIFE VEST FROM AIRCRAFT AND **INSTALLED** NEW LIFE VEST P/N P01074-101. SERIAL NUMBERS AND POSITIONS ARE AS FOLLOWS; **REMOVED** LH 3 S/N C3741, LH 2 C83725, LH 1 C83698, RH 3 C83758, RH 2 C83731, RH 1 C83659, PILOTS C83601 CO-PILOTS C83653. **INSTALLED** LH 3 332680, LH 2 340982, LH 1 333058, RH 3 332700, RH 2 332707, RH 1 340864, PILOTS 332629, CO-PILOTS 340932. REFERENCE 390 AMM 05-00-00. DATE OF MANUFACTURE MAR/2009 FOR ALL VESTS.
19. REMOVED AND REPLACED WITH NEW L/H FWD NAV LIGHT BULB P/N CM1982SP IAW 390 M/M CH. 33-40-01. OPS CHECK GOOD.

I CERTIFY THAT THIS AIRCRAFT IDENTIFIED ABOVE WAS REPAIRED AND INSPECTED IN ACCORDANCE WITH FAA REGULATIONS AND, FOR THE WORK PERFORMED ONLY, WAS FOUND AIRWORTHY AND IS APPROVED FOR RETURN TO SERVICE.

FAA CERTIFIED REPAIR STATION [REDACTED] EASA CERTIFIED REPAIR STATION [REDACTED]

AUTHORIZED SIGNATURE: [REDACTED] QUALITY ASSURANCE INSPECTOR  
 PRINTED NAME: R Bruce Blaylock  
 WORK ORDER NUMBER(S): 05-04-3858



[REDACTED]  
 Wichita, KS 67209  
 [REDACTED] Phone  
 [REDACTED] Fax  
 FAA Certified Repair Station [REDACTED]  
 EASA Certified Repair Station No. [REDACTED]

### SERVICES

**AIRFRAME LOG**  
**AIRCRAFT MODEL:** 390 **S/N:** RB-226 **REG. #:** N26DK  
**DATE:** 07/17/2009 **FHM:** 159.3

1. C/W MSB 34-3972 - NAVIGATION - MODIFICATION OF #2 AIR DATA COMPUTER PLUMBING, BY REMOVING DRAIN PLUGS FROM R/H PITOT & STATIC LINE DRAIN VALVES, DRAINING R/H SYSTEM, CLOSING DRAIN VALVES, & INSERTING COTTER PINS IN VALVE LEVERS IAW MSB 34-3972 INSTRUCTIONS. PERFORMED PITOT-STATIC LEAK TEST OF THE R/H PITOT-STATIC SYSTEM. THE R/H SYSTEM MEETS THE REQUIREMENTS OF 390 M/M CH. 34-12-00. INCORPORATED AFM TC# 390-590001-0003CTC10 IN AFM. NO FURTHER ACTION REQUIRED.

"I CERTIFY THAT THIS AIRCRAFT WAS REPAIRED AND INSPECTED IN ACCORDANCE WITH FAA REGULATIONS AND IS APPROVED FOR RETURN TO SERVICE FOR THE WORK PERFORMED ONLY."

FAA CERTIFIED REPAIR STATION [REDACTED] EASA CERTIFIED REPAIR STATION [REDACTED]

AUTHORIZED SIGNATURE: [REDACTED] QUALITY ASSURANCE INSPECTOR  
 PRINTED NAME: Ross Frank  
 WORK ORDER NUMBER(S): 05-05-4711

**MAINTENANCE/INSPECTION ENTRIES**

Aircraft Model 390 Serial Number RB-226  
 Reg # N26DK Owner's Name DEKA R+D CORPORATION



Wichita, KS 67209  
 Phone  
 Fax  
 FAA Certified Repair Station  
 EASA Certified Repair Station No.

**AIRFRAME LOG**

**AIRCRAFT MODEL:** 390 **S/N:** RB-226 **REG. #:** N26DK  
**DATE:** 8-27-2009 **FHM:** 159.3 **ACTT:** 159.3 **ACTC:** UNK

- JACKED AIRCRAFT TO FACILITATE REMOVAL OF LOWER NOSE STRUT. INSPECTED BOTH STRUT HALVES AND REPLACED GLAND SEALS. INSTALLED LOWER STRUT ASSEMBLY AND TORQUED LOWER BEARING TO 300 IN. LBS. SERVICED WITH NITROGEN TO 310 PSI PER SHOCK STRUT PLACARD, DOWN JACKED AIRCRAFT. WORK DONE REFERENCING PRAMM 32-20-10 AND CMM 32-20-01 LEAK AND OPS CHECK GOOD AT THIS TIME.
- COMPLIED WITH 24 MONTH RVSM CONTOUR INSPECTION. NO DEFECTS NOTED AT THIS TIME. REFERENCE 390-PRAMM 34-10-10-601 DIGITAL PROTRACTOR ID# 00991, CET DUE 11/7/09.
- COMPLIED WITH MSB 54-3976 INSPECTION / REPLACEMENT OF LEFT ENGINE PYLON BEAM FASTENERS. ALL FASTENERS INSTALLED CORRECTLY REF SRM CHAPTER 51-40-02-201C. NO FURTHER ACTION REQ AT THIS TIME.
- LOADED CURRENT DATABASE IFIS CHARTS, FMS, AND E-MAP DATABASES, EXPIRATION SEP 23 AND SEP 13. FMS AND IFIS OPERATION TESTS SATISFACTORY PER PREMIER MODEL 390 AIRCRAFT MAINTENANCE MANUAL PART NUMBER 390-590001-0015, REVISION 30A, CHAPTER 34-61-01 AND COLLINS SYSTEM MANUAL PART NUMBER 523-0778451.
- PERFORMED 24 MONTH 91.411 & 413 PITOT / STATIC AND TRANSPONDER RECERTIFICATION WITH RVSM. THE REQUIRED ALTIMETER, PITOT-STATIC, AND TRANSPONDER INTEGRATION TESTS, AS WELL AS RVSM CONTOUR INSPECTION CHECK, UTILIZING DIAL GUAGE SERIAL NUMBER 6162, CALIBRATION DATE: 12,22,08 AND DIGITAL PROTRACTOR SERIAL NUMBER ICT6493, CALIBRATION DATE: 9,11,08. THE STANDBY ALTIMETER, R.H. AND L.H. , ADC'S, AND PITOT-STATIC SYSTEMS MEET THE REQUIREMENTS OF FAR 91.411, PART 43, APPENDIX E, AND TABLE 209 OF BEECH MODEL 390 AIRCRAFT MAINTENANCE MANUAL PART NUMBER 390-590001-0015, REVISION 34A, CHAPTER 34-11-02. THE RVSM CONTOUR INSPECTION AND TEST MEETS THE REQUIREMENTS OF BEECH MODEL 390 AIRCRAFT MAINTENANCE MANUAL PART NUMBER 390-590001-0015, REVISION 34A, CHAPTER 34-10-10-601. UTILIZING ATC TRANSPONDER TEST SET SERIAL 1328, CALIBRATION DATE: APRIL 17, 2009, THE REQUIRED TRANSPONDER TESTS WERE PERFORMED, BOTH THE NO. 1 AND THE NO. 2 TRANSPONDERS MEET THE REQUIREMENTS OF FAR 91.413.

"I CERTIFY THAT THIS AIRCRAFT, ENGINE, APU WAS REPAIRED AND INSPECTED IN ACCORDANCE WITH FAA REGULATIONS AND IS APPROVED FOR RETURN TO SERVICE FOR THE WORK PERFORMED ONLY."

FAA CERTIFIED REPAIR STATION [REDACTED] EASA CERTIFIED REPAIR STATION [REDACTED]


AUTHORIZED SIGNATURE: [REDACTED] QUALITY ASSURANCE INSPECTOR  
 PRINTED NAME: R Bruce Blaylock  
 WORK ORDER NUMBER(S): 5-4-4781

		<h2>AIRCRAFT MAINTENANCE LOG</h2>			Pro Star Aviation, LLC. Manchester Airport [REDACTED] Londonderry, NH 03053 Repair Station [REDACTED]	
Date: 12/14/09	W/O: 34685	N26DK	Model: 390	S/N: RB-226	TTAF: 163.0	
<ul style="list-style-type: none"> <li>Removed defective FMC-3000 P/N: 822-0883-703 S/N: 2RTTN. Installed Overhauled FMC-3000 P/N: 822-0883-703 S/N: 28DPH. Forced correct date and time to system per Rockwell Collins IDOC 0120-08 (Revision 1) and performed operational test of system IAW Rockwell Collins Premier 1A SMM 523-0807233, no defects noted.</li> </ul>						
The aircraft, airframe or appliance identified above was maintained and/or altered and inspected in accordance with current Regulations of the FAA and is approved for return to service. Pertinent details of work performed are retained in the above Pro Star Aviation, LLC work order number.						
Signed [REDACTED]				Gerald Latour, INSPECTOR		Date December 14, 2009


## MAINTENANCE/INSPECTION ENTRIES

Aircraft Model 390 Serial Number RB-226  
 Reg # N26DK Owner's Name DEKA R+D CORPORATION

DATE	TIME	ENTRIES MAY BE ON MULTIPLE LINES IF REQUIRED	INSPECTOR'S SIGNATURE	LICENSE NUMBER
Y   M   D	HOURS			

 <b>PRO STAR AVIATION</b>	<h3 style="margin: 0;">AIRCRAFT MAINTENANCE LOG</h3>	Pro Star Aviation, LLC. Manchester Airport [REDACTED] Londonderry, NH 03053 Repair Station [REDACTED]				
Date: 1/29/10	W/O: 34750	N26DK	Model: 390	S/N: RB-226	TTAF: 178.5	Landings:
<ul style="list-style-type: none"> <li>Removed defective Cabin Galley Power Relay 25K1 P/N: 29.011.02. Installed new Power Relay P/N: 29.011.02. Performed functional test of system, no defects noted.</li> </ul>						
The aircraft, airframe or appliance identified above was maintained and/or altered and inspected in accordance with current Regulations of the FAA and is approved for return to service. Pertinent details of work performed are retained in the above Pro Star Aviation, LLC work order number.						
Signed [REDACTED]					Date	
Gerald Latour, INSPECTOR					January 29, 2010	

--	--	--	--	--	--

 <b>PRO STAR AVIATION</b>	<h3 style="margin: 0;">AIRCRAFT MAINTENANCE LOG</h3>	Pro Star Aviation, LLC. Manchester Airport [REDACTED] Londonderry, NH 03053 Repair Station [REDACTED]				
Date: 02/09/10	W/O: 11688	TTAF: 178.5	Ldgs: 125	Model: 390	S/N: RB-226	N26DK
Hobbs: 178.5						
<b>MAINTENANCE:</b> <ul style="list-style-type: none"> <li>Removed nose wheel assembly. Found bearings rough and races galled. Races removed and replaced with new by AeroRepair Corp. (Ref. 8130-3, Tracking No. 64404, dated 2/9/2010). Re-installed nose wheel assembly with new bearings and seals I/AW HBC SB 32-3991 R1 and HBC 390 MM 32-40-01-401.</li> </ul>						
<b>SERVICE BULLETINS:</b> <ul style="list-style-type: none"> <li>Complied with HBC SB 32-3991 R1 Rework of Nose Landing Gear Wheel Assembly. Added 1 washer per side per calculations in service bulletin.</li> </ul>						
The aircraft, airframe or appliance identified above was maintained and/or altered and inspected in accordance with current Regulations of the FAA and is approved for return to service. Pertinent details of work performed are retained in the above Pro Star Aviation, LLC. W.O.# 11688.						
Signed [REDACTED]					Date	
Gary R. Fortin, INSPECTOR					02/09/10	
FOR PRO STAR AVIATION, LLC CRS# [REDACTED]						


MAINTENANCE/INSPECTION ENTRIES

Air  
Re



Atlanta, Georgia 30336

Fax:

AIRFRAME LOG ENTRY

Page 1

SE  
ER

MODEL	AF S/N	AF REG#	WORK ORDER#	AFTT	AFTC	DATE
390	RB-226	N26DK	11-04-11164	189.4	130	3-5-2010

TIME ITEMS COMPLIED WITH:

- Initial 200 Hour Inspection** IAW the Hawker Beechcraft Model 390 Maintenance Manual P/N 390-590001-0015 latest revision.
- Air Conditioning Hour Meter: 61.9**
- 600 Hour / 12 Month Main Battery Inspection and Cap Test** on P/N RG380E/44 S/N 40271724. Unit inspected by HBS/FTY repair cert ERYR682D under W.O. 11-04-11164 dated 2-23-2010.
- CVR/ULB 24 Month Inspection and Functional Test** IAW the Dukane Seacom Technical Manual for Underwater Acoustic Beacon Models DK100/DK120/DK130/DK140 revision 16 dated March 1, 2009. **Battery Due Date 6-2013.**
- Oxygen Cylinder 3 Year Hydrostatic Inspection** on cylinder P/N DOT-SP8162-1850, S/N 19644 IAW M/M ch. 35. Cylinder inspection supported by 8130-3 from Hawker Beechcraft Services Atlanta, Ga CRS# ERYR682D under work order 11-04-11164, dated 2-19-2010.
- Oxygen Regulator 3 Year Overhaul** by replacing regulator P/N 172400-14, S/N 6140, with overhauled regulator P/N 172400-14, S/N 5819, IAW M/M ch. 35. Regulator overhauled by HRD Aero Systems, Valencia, CA CRS# YN2R325L under work order X92511/R108551, dated 1-29-2010.
- Portable Fire Bottle 12 Month Inspection** of bottle P/N C352, S/N X-374295 IAW M/M ch. 26.

2

- ELT 12 Month Inspection and Check** IAW FAR 91.207(D). Beacon ID: 2DC744F9F2FFBFF and ICAO: 50476371N26DK.
- Standby Power Supply 12 Month Inspection** IAW the Securaplane XL500/5-500H CMM ch. 24.

AD'S / SERVICE BULLETINS ACCOMPLISHED:

- MSB 24-3995 Electrical Power-Inspection/Rework of Essential Bus Lightning Strike Protection Wiring** dated Sep 2009 IAW accomplishment instructions of service bulletin with no discrepancies noted.
- OSB 33-3943 Installation of Redirected Landing/Taxi Light Assemblies** IAW service bulletin instructions. Removed left light P/N 390-384003-003, S/N 167 and installed new light P/N 390-384003-005, S/N 174. Removed right light P/N 390-384003-003, S/N 169 and installed new light P/N 390-384003-005, S/N 113. Op checked good. **Work performed under W.O. 11-04-11330.**

MAINTENANCE ACTIONS PERFORMED:

- Replaced A/C low pressure coupling half P/N JD13-1019-04-04 and serviced A/C system IAW M/M ch. 21 and ch. 12.
- Replaced nose landing gear uplock release actuator P/N 390-381201-0005, S/N 1750, with repaired actuator P/N same, S/N 0609, IAW M/M ch. 32. Actuator repaired by Smiths Aerospace Actuation Systems in Yakima, WA CRS# GK6R564N, under work order 52600 dated 11/03/04.
- Replaced brake accumulator gauge P/N 90-900-1048, S/N 081211002-01-04, with new gauge P/N 90-900-1048, S/N 070004003-01-009; and replaced accumulator gauge tube P/N 390-974003-0005. Serviced service and performed emergency brake system test. Work performed IAW M/M ch. 32.
- Replaced emergency brake system hydraulic fuse fitting O-ring P/N MS28778-4 IAW M/M ch. 32.
- Adjusted left and right main landing gear actuators due to tire wear, installing new nut locks P/N NAS559-2 IAW M/M ch. 32. Performed operational check with no discrepancies noted.


# MAINTENANCE/INSPECTION ENTRIES

Air

Re


3

6. Replaced nose landing gear strut assembly packing P/N M83461/1-015; rings P/N's 7232MSE-160-P3, 7332FTE-972-P4, 7326MTE972P4; scraper P/N 2140-24-09; lock ring P/N 45028-3; and upper bearing pins P/N 128-820043-1. Serviced strut with hydraulic fluid and nitrogen. Leak check good. Work performed IAW M/M ch. 32.
7. Connected forward evaporator drain tube to housing IAW M/M ch. 21.
8. Serviced spoiler blow-down bottles IAW M/M ch. 12.
9. Adjusted height of power receptacle for pedestal edgelighted panel IAW M/M ch. 33.
10. Installed new R/H MLG P/N 026-618-0 S/N 9282U00083 with new o-ring P/N 68-216 , removed S/N 6142U00803 IAW 390 CMM ch. 32. Leak check good.
11. Installed new L/H MLG P/N 026-618-0 S/N 9188U00257 with new o-ring P/N 68-216 , removed S/N 8142U00498 IAW 390 CMM ch. 32. Leak check good.
12. Installed new pin P/N M81714/11-22D on wire L302A24 IAW 390 MM Chapter 33. Ops check good.

USE  
BER

I certify the above maintenance/inspection was performed in accordance with current FAA regulations. All inspections were performed IAW 91.409 (f), (3). Only those items specified in the Work Order have been inspected and found to be Airworthy and Returned to Service. No other representations concerning Airworthiness are expressed or implied. Details are on file under the work order number:

Hawker Beechcraft Services

  
 Name: JEFF DAVIS  
 Title: Inspector



Atlanta, Georgia 30336

Fax: 

## AIRFRAME LOG ENTRY

Page 1 of 1

MODEL	S/N	REG#	WORK ORDER#	HOBBS	DATE
390	RB-226	N26DK	11-04-11442	189.4	03/26/2010

1. Loaded Jeppview Charts and E-Maps into IFIS file server and loaded J6 Americas Database cycle 1004 into #1 and #2 FMS IAW Rockwell Collins Premier 1A Avionics Systems Manual Section 5. Ops checked normal.

I certify that with respect to the work performed this Airframe was repaired and inspected in accordance with current FAA regulations. Only those items specified in the Work Order have been inspected and found to be Airworthy and Returned to Service. No other representations concerning Airworthiness are expressed or implied. Details are on file under the work order number.


Hawker Beechcraft Services

  
 Name: Christopher McQuate  
 Title: Inspector

**MAINTENANCE/INSPECTION ENTRIES**

Aircraft Model 390 Serial Number RB-226

Reg # N26DK Owner's Name DEKA R+D CORPORATION

DATE			TIME	ENTRIES MAY BE ON MULTIPLE LINES IF REQUIRED	INSPECTOR'S SIGNATURE	LICENSE NUMBER
Y	M	D	HOURS			
10	7	26	191.5	Installed new main ship Battery P/N Serial # 40332918. Removed BATTERY SERIAL # IAW Premier Maint. Manual Chapter 24	[REDACTED]	RG-380E/44 40271724
				[REDACTED] ATP [REDACTED]		7/26/10
<div style="display: flex; justify-content: space-between;"> <div style="width: 30%;">  <p><b>LANDMARK AVIATION</b> Leesburg Municipal Airport, Leesburg VA-20175 Tel: [REDACTED] Fax: [REDACTED]</p> </div> <div style="width: 30%;"> <p>DATE: 08-03-2010 REG: N26DK MODEL: 390 HOBBS: 192.6</p> </div> <div style="width: 30%;"> <p>WORK ORDER: S20-10-00852 MAKE: Hawker Beechcraft S/N: RB-226</p> </div> </div> <ul style="list-style-type: none"> <li>Replaced R/H starter / generator with overhauled P/N MG94A-1, S/N 425AB in accordance with HBC 390 M/M chapter 24-30-01.</li> </ul> <p>Performed post maintenance systems check of aforementioned repair(s). No defects noted at this time.</p> <p>THE ARTICLE IDENTIFIED ABOVE WAS REPAIRED AND INSPECTED IN ACCORDANCE WITH CURRENT FEDERAL AVIATION REGULATIONS AND CURRENT MANUFACTURERS MANUALS AND WAS APPROVED FOR RETURN TO SERVICE. PERTINENT DETAILS OF THE REPAIR ARE ON FILE AT THIS REPAIR STATION UNDER THE REFERENCED WORK ORDER.</p> <p style="text-align: right;">[REDACTED] SIGNATURE</p>						
10	2	10	204.4	Complied with AD 2010-17-15 by verification of previous compliance HB MSB 24-3963 R/H Generator S/N 425 AB and L/H Generator S/N 461 AB are not listed on AAI bulletin 2009-0414.	[REDACTED]	6/19/09
				[REDACTED] ATP [REDACTED]		10/2/10
- end of entry -						



MAINTENANCE/INSPECTION ENTRIES

Aircraft Model 390 Serial Number RB 226

Reg #



Atlanta, Georgia 30336

Fax: [Redacted]  
Page 1 of 1

DATE	
Y	M

SERVICES AIRFRAME LOG ENTRY

MODEL	AF S/N	AF REG#	WORK ORDER #	AFTT	HOBBS	DATE
390	RB-226	N26DK	11-04-13266	222.9	222.9	4-1-2011

1. **MSB 76-3907 Inspection of Engine Control Cables** IAW Bulletin Instructions. Repaired L/H Forward cable IAW Bulletin Instructions. All cables leak check good.
2. **RSB 53-4032 Installation of CVR/Aft Cover Assy** IAW Bulletin Instructions.
3. **RSB 73-4036 ECU Software Upgrade.** Complied with IAW S/B and Williams S/B FJ44-73-041 REV 1. Left ECU P/N 71792 S/N LH20603 Right ECU P/N 71792 S/N LH2A0608.
4. **12 Month Portable Fire Bottle Inspection/Weight Check.** Complied with IAW 390 MM CH 26. Fire Bottle P/N C352 S/N X-374295. No Defects Noted.
5. **12 Month Standby Power Energy Level Test.** Complied with IAW 390 CMM CH 24. No Defects Noted.
6. **12 Month ELT Inspection/Functional Test.** Complied with IAW 390 MM CH 25. ELT P/N C406-2 S/N 170-01840. **Battery Expiration Date Jan/2013.** Hex ID# 2DC744F9F2FFBFF.
7. Adjusted Lav Oxygen Mask Box IAW 390 MM CH 35.
8. Replaced the Aft Electrical Box Cover Tabs P/N HNSP53-1-1 and Grommets P/N HNSG53-1 IAW 390 MM CH 25.
9. Shimmed emergency exit door and adjusted as required IAW 390 MM Chapter 52. Ops check good.
10. Resealed Nose Strut IAW 390 CMM CH 32, Replaced Bearing P/N 128-380040-1 and Floating Piston P/N 390-820102-0001. Serviced Strut IAW 390 MM CH 32.
11. Repaired L/H Forward window shade as required IAW 390 MM Chapter 25. Ops check good.
12. Updated Nav , E-Maps , and Jeppesen Databases IAW 390 Rockwell Collins Proline 21 Systems Manual Section 5.

I certify that with respect to the work performed this Airframe was repaired and/or inspected in accordance with current FAA regulations. Only those items specified in the work order have been inspected and found to be airworthy and approved for return to service. No other representations concerning airworthiness are expressed or implied. Details are on file under the work order number.

Hawker Beechcraft Services

Name: JEFF DAVIS  
Title: Inspector



Atlanta, Georgia 30336

Fax: [Redacted]

SERVICES

AIRFRAME LOG ENTRY

Page 1

MODEL	AF S/N	AF REG#	SALES ORDER#	AFTT	AFTC	AC HM	DATE
390	RB-226	N26DK	41424	260	260		10/30/11

A. TIME ITEMS COMPLIED WITH:


1. Complied with **3 Month/200hour Main Aircraft Battery Capacitance Test**, to Battery S/N 40332918, Battery inspected by Hawker Beechcraft Service, FTN#300035056, W/O 34530, Cert# CRS ERYR682D and Dated 10/27/11. Operation checked good, all IAW Concord CMM 24-00 and 390 MM 24-00.
2. Complied with **4 Year Standby Battery Replacement.** Removed standby battery P/N 100-0206-01, S/N 0706425 and installed repaired P/N 100-0206-01, S/N 1416. Unit installed repaired by Securaplane Technologies, FTN#4504054826, W/O# RMA-032096, Cert# SR0R383N, and Dated 10/12/11. Operation Checked Good, all IAW 24-00.
3. Complied with **12 Month Pneumatic Drain Line Inspection** IAW 390 MM 05-20.
4. Complied with **12 Month Leading Edge Drain Hole Inspection** IAW 390 MM 05-20.
5. Complied with **48 Month Engine Fire Bottle #1 Cartridge Replacement**, Installed P/N 13083-5, S/N/Batch# ESD10J385-001, Squib Dated 03-11, All IAW 390 MM 26-20.
6. Complied with **48 Month Engine Fire Bottle #2 Cartridge Replacement**, installed P/N 13083-5, S/N/Batch# ESD10J385-001, squib dated 03-11, all IAW 390 mm 26-20.



## MAINTENANCE/INSPECTION ENTRIES

Aircraft Model 390 Serial Number RB 226  
 Reg # N26DK Owner's Name DEKA R+D CORPORATION

DATE	TIME	ENTRIES MAY BE ON MULTIPLE	INSPECTOR'S	LICENSE NUMBER
				2
<b>B. MAINTENANCE ACTIONS PERFORMED:</b>				
<ol style="list-style-type: none"> <li>1. Removed Left Main Gear Actuator, P/N 2-8047, S/N 0525 and Installed Repaired Actuator P/N 2-8047-11, S/N 0043. Unit installed Repaired by GE Aviation Services, FTN# 476150, W/O# 4503338211, Cert# GK6R564N and Dated 10/29/10. Operation and leak checked good, All IAW 390 MM 32-20.</li> <li>2. Removed and Replaced Hydraulic Test Lamp light assembly with New light P/N MS25041-6-327, operation checked good, All IAW 390 MM 31-10.</li> <li>3. Uploaded new EGPWS Data Base Version 461, Operation Checked good. All, IAW Honeywell EGPWS Mark V and VII Install.</li> <li>4. Replaced Left Brake Bleeder Port P/N F6446, Operation &amp; Leak checked good, All IAW 390 MM 32-40.</li> <li>5. Replaced Left Landing Light P/N Q4681, Operation checked good, IAW 390 MM 33-40.</li> </ol>				
<p>I certify the above maintenance and/or inspection were performed in accordance with current FAA regulations. All inspections were performed IAW 91.409 (f), (3). Only those items specified in the sales order have been inspected, found to be airworthy and has been approved for return to service. No other representations concerning airworthiness are expressed or implied. Details are on file under the sales order number:</p>				
Hawker Beechcraft Services		<div style="background-color: black; width: 200px; height: 15px; margin: 0 auto;"></div> Name: David Detscher Title: Inspector		

 <b>PRO STAR AVIATION</b>	<h3 style="margin: 0;">AIRCRAFT MAINTENANCE LOG</h3>			Pro Star Aviation, LLC. Manchester Airport <div style="background-color: black; width: 100px; height: 15px; margin: 0 auto;"></div> Londonderry, NH 03053 Repair Station <div style="background-color: black; width: 100px; height: 15px; display: inline-block;"></div>		
<b>Date:</b> 3/6/2012	<b>W/O:</b> 12129	<b>TTAF:</b> 269.6	<b>Ldgs:</b> N/A	<b>Model:</b> 390	<b>S/N:</b> RB-226	<b>N26DK</b>
<b>Hobbs:</b> 269.6						
<b>DISCREPANCIES:</b>						
<ul style="list-style-type: none"> <li>- Installed new Tailcone radius filler P/N 390-440531-0001, static discharger retainer P/N 16335 and static discharger P/N 740001 as required IAW Hawker Beechcraft Model 390 AMM 23-60-01. Performed static discharger test IAW Hawker Beechcraft Model 390 AMM 23-60-01. Ops check good, no defects noted.</li> <li>- Reinstalled RH elevator inboard static discharger and base as required IAW Hawker Beechcraft Model 390 AMM 23-60-01. Performed static discharger test IAW Hawker Beechcraft Model 390 AMM 23-60-01. Ops check good, no defects noted.</li> </ul>						
The aircraft, airframe or appliance identified above was maintained and/or altered and inspected in accordance with current Regulations of the FAA and is approved for return to service. Pertinent details of work performed are retained in the above Pro Star Aviation, LLC. W.O# 12129.						
Signed <div style="background-color: black; width: 150px; height: 30px; display: inline-block; vertical-align: middle;"></div>					Edward Monaghan, INSPECTOR	
FOR PRO STAR AVIATION, LLC <div style="background-color: black; width: 100px; height: 15px; display: inline-block;"></div>					Date 3/6/2012	



**MAINTENANCE/INSPECTION ENTRIES**

Aircraft Model 390 Serial Number RB-226  
 Reg # N26DK Owner's Name DEKA R+D CORPORATION

DATE			TIME	ENTRIES MAY BE ON MULTIPLE LINES IF REQUIRED	INSPECTOR'S SIGNATURE	LICENSE NUMBER
Y	M	D	HOURS			

	<b>AIRCRAFT MAINTENANCE LOG</b>				Pro Star Aviation, LLC. Manchester Airport [REDACTED] Londonderry, NH 03053 Repair Station [REDACTED]	
	Date: 4/2/12	W/O: 35809	N26DK	Model: 390	S/N: RB-226	TTAF: 269.6
<ul style="list-style-type: none"> <li>Removed defective Emergency Locator Transmitter (ELT) P/N: 453-5000 S/N: 170-01840. Installed repaired ELT P/N: 453-5000 S/N: 04066 IAW HBC Premier Model 390 Aircraft Maintenance Manual Chapter 25-60-01. No defects noted.</li> </ul> ELT P/N: 453-5000 S/N: 04066 Hex Code: ADC64926655CBE1 Battery P/N: 452-0133 Battery EXP: May 2017						
The aircraft, airframe or appliance identified above was maintained and/or altered and inspected in accordance with current Regulations of the FAA and is approved for return to service. Pertinent details of work performed are retained in the above Pro Star Aviation, LLC work order number.						
Signed  FOR PRO STAR AVIATION, LLC [REDACTED]					Date April 2, 2012	

--	--	--	--	--	--	--

	<b>AIRCRAFT MAINTENANCE LOG</b>				Pro Star Aviation, LLC. Manchester Airport [REDACTED] Londonderry, NH 03053 Repair Station [REDACTED]	
	Date: 04/02/2012	W/O: 12147	TTAF: 269.6	Ldgs: 179	Model: 390	S/N: RB-226
Hobbs: 269.6						
<ul style="list-style-type: none"> <li>Complied with Annual Weight Check of Cockpit Portable Fire Extinguisher IAW Amerex Portable Fire Extinguisher Maintenance Instructions. No defects noted.</li> <li>Removed Main Aircraft Battery and performed Capacity Check IAW Concorde CMM 24-30-71, 5-0171. Battery passed capacity check. Reinstalled Battery in aircraft IAW Hawker Beechcraft Model 390 AMM 24-30-04-401. No defects noted. <b>Battery due Capacity Check 7/2/2012</b></li> </ul>						
The aircraft, airframe or appliance identified above was maintained and/or altered and inspected in accordance with current Regulations of the FAA and is approved for return to service. Pertinent details of work performed are retained in the above Pro Star Aviation, LLC. W.O.# 12147.						
Signed  FOR PRO STAR AVIATION, LLC [REDACTED]					Date 04/02/2012	

--	--	--	--	--	--	--

# MAINTENANCE/INSPECTION ENTRIES

Aircraft Model \_\_\_\_\_ Serial Number \_\_\_\_\_

Reg # \_\_\_\_\_ Owner's Name \_\_\_\_\_

D  
Y



Atlanta, Georgia 30336

Fax: \_\_\_\_\_

SE  
ER

## AIRFRAME LOG ENTRY

MODEL	AF S/N	AF REG#	SALES ORDER #	AFTT	AFTC	DATE
390	RB-226	N26DK	114493/115686	271.9	180	4-18-2012

- 48 Month / 1200 Hour Elevator & Attachment Structure Inspection IAW 390 MM Chapter 4-00-00-601. Installed new Elevator lower link P/N 390-526108-0005 and hardware P/N NAS43DD4-12 & NAS6203-12D IAW 390 MM Chapter 27-30-01.
- 48 Month / 1200 Hour Rudder & Attachment Structure Inspection IAW 390 MM Chapter 4-00-00-601.
- 48 Month / 1200 Hour Scissors Fitting (Upper and Lower Yoke) Inspection IAW 390 MM Chapter 4-00-00-601.
- 48 Month Cabin Oxygen Control Valve O-ring Replacement. Installed kit P/N 4460102-1 IAW Aerospace Systems & Components Inc. Overhaul Manual. Leak and ops check good.
- 24 Month CVR/ULB Inspection and Functional Test IAW Dukane DK120 ULB Technical Manual Section 4. Battery Expires 6-2013.
- AD 2011-14-08 B/E Aerospace Continuous Flow Oxygen Mask does not apply by P/N mask installed.
- Information only: Passenger O2 Mask DOM 10-2007.
- Installed new pilot's side circuit breaker panel P/N 390-382046-0015 IAW 390 MM Chapter 33-10-09-401.
- Installed a new ECU-3000 P/N 822-1200-998 S/N 4G66Y, removed S/N 36NIV IAW 390 Collins Proline 21 Systems Manual Section 5. System ops check good.
- Installed a overhauled FSU-5010/ File Server Unit Assy P/N 822-1543-101 S/N 3LL9J, removed S/N 263CN IAW 390 Collins Proline 21 Systems Manual Section 5. Unit overhauled by Rockwell Collins repair cert NZ2R049L under W.O. 2378626/001000/POOL Dated 3-22-2012. System ops check good.
- Installed a overhauled AFD-3010E Adaptive Flight Display P/N 822-1753-016 S/N 1411M, removed S/N 2NM7V IAW 390 Collins Proline 21 Systems Manual Section 5. Unit overhauled by Rockwell Collins repair cert NZ2R049L under W.O. 2329066/003000/POOL dated 10-24-2011. System ops check good.

I certify that with respect to the work performed this Airframe was repaired and/or inspected in accordance with current FAA regulations. Only those items specified in the sales order have been inspected, found to be airworthy and approved for return to service. No other representations concerning airworthiness are expressed or implied. Details are on file under the sales order number.

Hawker Beechcraft Services

JEFF DAVIS  
Inspector



**INSTRUMENT, STATIC, AND  
AVIONICS CHECKS**

Model: 390      A/C Serial Number: RB-226      Registration Number: N26DK

### Subject: Federal Aviation Regulations System Checks

I certify that the altimeter and static system test required by FAR Part 91.411 have been performed. Static System Test Date 10-26-2007.

ALTIMETERS:						
L/H S/N:	N/A	Date	N/A	Tested to	N/A	Feet
R/H S/N:	N/A	Date	N/A	Tested to	N/A	Feet
STDBY S/N:	175892	Date	09-18-07	Tested to	50,000	Feet
AIR DATA COMPUTER:						
L/H S/N:	2NJHP	Date	10-26-07	Tested to	55,000	Feet
R/H S/N:	2NJLP	Date	10-26-07	Tested to	55,000	Feet
Emergency Locator Transmitter Battery to be replaced on or before: 01-2013						

FAR 91.217 Testing of Attitude Recording Equipment complied with:

LH Altimeter S/N:	N/A
RH Altimeter S/N:	N/A
StdbY Altimeter S/N:	175892
L/H Air Data Computer S/N:	2NJHP
R/H Air Data Computer S/N:	2NJLP

I certify that ATC Transponder Test and Inspection required by FAR Part 91.413 has been performed.


S/N:	2LCJT	Date Tested:	09-30-07
S/N:	2LCTW	Date Tested:	09-30-07

Date: 03-13-2008

  
Robert Alliband  
For Hawker Beechcraft Corporation

This aircraft has been flown by Hawker Beechcraft Corporation (HBC) Production Flight Test and is compliant to the requirements stated in 14 CFR 91.171. The omni directional receivers were found to be accurate within:

±4 Degrees ICT Place

  
Production Flight Test

Date 03-12-2008



## INSTRUMENT, STATIC AND AVIONICS CHECKS RECORD OF COMPLIANCE

Aircraft Model 390 Serial Number RB226  
 Reg # N26DK Owner's Name DEKA R+D CORPORATION



MANCHESTER AIRPORT  
 LONDONDERRY, NH 03053



MANCHESTER AIRPORT  
 LONDONDERRY, NH 03053

**COPILOT ADC ALTIMETER CORRECTION CARD**

Altimeter: 822-1109-016		S/N: 2NJLP	
ALT	ERROR	ALT	ERROR
-1000	-1000	14000	13995
0	-4	16000	15994
500	494	18000	17996
1000	994	20000	19996
1500	1494	22000	21990
2000	1992	25000	24915
3000	2993	30000	29987
4000	3995	35000	34986
6000	5995	40000	39982
8000	7995	45000	44972
10000	9993	50000	49961
12000	11994	55000	-
Barometric Pressure: 29.90		Test Date: 7/7/11	
Aircraft Reg: N26DK		Date: 7/7/11	
Tested by: [REDACTED]		Form PS015-A	

**PILOT ADC ALTIMETER CORRECTION CARD**

Altimeter: 822-1109-016		S/N: 2NJHP	
ALT	ERROR	ALT	ERROR
-1000	-1000	14000	13996
0	-2	16000	15994
500	496	18000	17996
1000	995	20000	19996
1500	1495	22000	21990
2000	1994	25000	24995
3000	2995	30000	29987
4000	3996	35000	34985
6000	5997	40000	39980
8000	7996	45000	44968
10000	9994	50000	49956
12000	11995	55000	-
Barometric Pressure: 29.90		Test Date: 7/7/11	
Aircraft Reg: N26DK		Date: 7/7/11	
Tested by: [REDACTED]		Form PS015-A	



MANCHESTER AIRPORT

**STBY ALTIMETER CORRECTION CARD**

Altimeter: 16450-1141		S/N: 75892	
ALT	ERROR	ALT	ERROR
-1000	-1000	14000	14040
0	10	16000	16035
500	500	18000	18020
1000	1000	20000	20010
1500	1500	22000	22000
2000	2000	25000	25010
3000	3000	30000	30040
4000	3990	35000	35120
6000	6010	40000	40170
8000	8020	45000	45110
10000	10000	50000	49955
12000	12025	55000	-
Barometric Pressure: 29.90		Test Date: 7/7/11	
Aircraft Reg: N26DK		Date: 7/7/11	
Tested by: [REDACTED]		Form PS015-A	



**SERVICE BULLETIN/  
SERVICE INSTRUCTION  
COMPLIANCE LOG**

Search Criteria

7 Records Found.

<b>Pub Number</b>	<b>Title Description</b>	<b>Model/Variant</b> 390 Premier I (RB-Serials)	<b>Serial Number</b> RB-226
<b>AD Number</b>	<b>Compliance Class</b> Optional	<b>ATA Chapter</b>	<b>Publication Type</b>

It is the responsibility of the owner/operator to ensure that a Service Bulletin is applicable to his airplane before performing an inspection or modification. Warranty adjudication will not be administered based on search results. If necessary, contact Customer Support for technical assistance: 800-429-5372.

Pub No.	Rev No.	AD No.	Chapter	Date	Compliance	Title Description
SB 33-3949	-		33	10/1/2009	Optional	Lights - Installation of Light Emitting Diodes (LED) Beacon Light Assembly (Kit 390-3619-0001)
SB 52-3974	-		52	10/1/2009	Optional	Doors - Installation of New Main Landing Gear (MLG) Door Skid Assemblies
SB 52-3956	-		52	10/1/2009	Optional	Doors - Installation of Airflow Diverter Kit (390-1115-0001)
SB 07-3957	-		07	7/1/2009	Optional	Lifting and Shoring - Installation of Non-Removable Jack Pad Assemblies
SB 33-3943 <i>clw 3-2010@189.4</i>	-		33	7/1/2009	Optional	Lights - Installation of Redirected Landing/Taxi Lights Assemblies
SB 24-3941	-		24	4/1/2009	Optional	Electrical Power - Generator Ground Bracket Replacement (Kit 390-3635-0001)
SB 00-2001	6		00-00	5/1/2007	Optional	General - Hawker Beechcraft Publications – What Is Available and How to Obtain I

*3-5-2010*

HAWKER BEECHCRAFT SERVICES FTY  
FAA

Search Criteria

7 Records Found.

<b>Pub Number</b>	<b>Title Description</b>	<b>Model/Variant</b> 390 Premier I (RB-Serials)	<b>Serial Number</b> RB-226
<b>AD Number</b>	<b>Compliance Class</b> Mandatory	<b>ATA Chapter</b>	<b>Publication Type</b>

It is the responsibility of the owner/operator to ensure that a Service Bulletin is applicable to his airplane before performing an inspection or modification. Warranty adjudication will not be administered based on search results. If necessary, contact Customer Support for technical assistance: 800-429-5372.

Pub No.	Rev No.	AD No.	Chapter	Date	Compliance	Title Description
SB 76-3907			76	4/1/2010	Mandatory	Engine Controls - Inspection of Engine Control Cables
SB 24-3995			24	9/1/2009	Mandatory	Electrical Power - Inspection/Rework of Essential Bus Lightning Strike Protection Wiring
SB 54-3976			54	8/1/2009	Mandatory	Nacelles - Inspection/Replacement of Left Engine Pylon Beam Fasteners
SB 34-3972			34	6/1/2009	Mandatory	Navigation - Modification of #2 Air Data Computer Plumbing
SB 24-3963		2010-17-15	24	5/1/2009	Mandatory	Electrical Power - Announcement of AMETEK Advanced Industries, Inc. Mandatory Service Bulletin for the Inspection/Replacement of P/N 390-389001-0001 Starter Generators
SB 29-3897			29	8/1/2008	Mandatory	Hydraulic Power - Pump Pressure Output Hose Inspection/Replacement (RECURRING INSP)
SB 21-3899			21	5/1/2008	Mandatory	Environmental/Air Conditioning - Wiring Modification and Functional Verification of Cabin Altitude High and Cabin Barometric Pressure Switches

AD No. [REDACTED] 4-18-2012

HAWKER BEECHCRAFT SERVICES FTY  
FAA [REDACTED]

Search Criteria

8 Records Found.

<b>Pub Number</b>	<b>Title Description</b>	<b>Model/Variant</b> 390 Premier I (RB-Serials)	<b>Serial Number</b> RB-226
<b>AD Number</b>	<b>Compliance Class</b> Recommended	<b>ATA Chapter</b>	<b>Publication Type</b>

It is the responsibility of the owner/operator to ensure that a Service Bulletin is applicable to his airplane before performing an inspection or modification. Warranty adjudication will not be administered based on search results. If necessary, contact Customer Support for technical assistance: 800-429-5372.

Pub No.	Rev No.	AD No.	Chapter	Date	Compliance	Title Description
SB 53-4032 <i>C/W 4-1-2011 @ 222.9</i>	1		53	9/1/2010	Recommended	Fuselage - Installation of Cockpit Voice Recorder/Aft Equipment Cover Assembly
SB 73-4036 <i>C/W 4-1-2011 @ 222.9</i>	-		73	8/1/2010	Recommended	Engine Fuel and Control - Electronic Control Unit (ECU) Software Upgrade
SB 32-3991 <i>C/W 2-9-2010 @ 178.5</i>	1		32	1/1/2010	Recommended	Landing Gear - Rework of Nose Landing Gear Wheel Assembly
SB 24-3868 <i>C/W 6-19-2010 @ 159.3</i>	1		24	6/1/2009	Recommended	Electrical Power - Hydraulic Shutoff Valve Wiring Improvement
SB 28-3938 <i>N/A 3-5-2010 @ 189.4</i>	-		28	5/1/2009	Recommended	Fuel - Replacement of Single Point Refueling Receptacle Fuel Cap
SB 52-3918 <i>C/W 6-19-2009 @ 159.3</i>	-		52	3/1/2009	Recommended	Doors - Verification of Main Landing Gear (MLG) Outboard Door Rigging
SB 52-3864 <i>C/W 6-19-2009 @ 159.3</i>	-		52	1/1/2008	Recommended	Doors - KIT 390-4403-0001 Replacement of Aft Baggage/Maintenance Door Latches
SB 31-3878 <i>C/W 6-19-2009 @ 159.3</i>	-		31	1/1/2008	Recommended	Indicating/Recording Systems - Hydraulic Fluid Level Decal Installatio

*4-11-12*  
*9:00*  
*4-18-2012*

HAWKER BEECHCRAFT SERVICES FTY  
FAA

**AIRWORTHINESS  
DIRECTIVE LOG**

# Airworthiness Directive Compliance Record

AIRCRAFT RECORDS - DO NOT DESTROY

airframe

Company  
Manufacturer BEECH AIRCRAFT CORP.  
Model 390  
Tail # N26DK  
Serial # RB-226  
Current Time 271.9  
Total Time 271.9  
A/C Cert. Date 3-13-2008

---

**\*08-16-02**      **09/03/08**      **AFM, STALL WARNING ANGLE-OF-ATTACK PROBE HEATERS/**  
Method of Compliance N/A BY A/C S/N  
SB #                              Date 3-2010                              Next Due  
Signature                              Cert. # [REDACTED]

---

**08-21-04**      **10/20/08**      **CABIN BAROMETRIC SWITCH CONNECTIONS/**  
Method of Compliance C/W BY MSB COMPLIANCE  
SB # 21-3899 / 5-21-2008 @ 40.6      Date 3-2010                              Next Due  
Signature                              Cert. # [REDACTED]

---

**08-22-11**      **11/03/08**      **HYDRAULIC PUMP PRESSURE OUTPUT HOSE ASSEMBLIES/**  
Method of Compliance C/W BY MSB COMPLIANCE  
SB # 29-3897 8-21-2008 @ 95.9      Date 3-2010                              Next Due  
Signature                              Cert. # [REDACTED]

---

**08-23-13**      **12/22/08**      **ENGINE HYDRAULIC PUMP OUTPUT FITTINGS/**  
Method of Compliance N/A BY A/C S/N  
SB #                              Date 3-2010                              Next Due  
Signature                              Cert. # [REDACTED]

---

**10-10-10**      **06/21/10**      **ESSENTIAL BUS LIGHTNING STRIKE PROTECTION WIRING/**  
Method of Compliance C/W  
SB # 24-3995 / 3-5-2010 @ 189.4      Date 4-1-2011                              Next Due  
Signature                              Cert. # [REDACTED]

---

**10-17-15**      **09/29/10**      **STARTER-GENERATOR ARMATURE INSULATION/**  
Method of Compliance C/W  
SB # 24-3963 / 6-19-2009 @ 159.3      Date 4-1-2011                              Next Due  
Signature                              Cert. # [REDACTED]

HAWKER BEECHCRAFT SERVICES FTY  
FAA [REDACTED]

Prepared by

Date 4-18-2012

# Airworthiness Directive Compliance Record

AIRCRAFT RECORDS - DO NOT DESTROY

engine

Company  
Manufacturer WILLIAMS INTERNATIONAL  
Model FJ44-2A  
Location Left  
Serial # 105363  
TSMOH  
Total Time 271.9

---

**44-44-44**      **99/99/03**      **NO AD'S FOR THIS MODEL AT THIS TIME/**

Method of Compliance	Date	Next Due
SB #		Cert. #
Signature		

HAWKER BEECHCRAFT SERVICES FTY  
FAA [REDACTED]

Prepared by [REDACTED]

Date 4-18-2012

# Airworthiness Directive Compliance Record

AIRCRAFT RECORDS - DO NOT DESTROY

engine

Company  
Manufacturer WILLIAMS INTERNATIONAL  
Model FJ44-2A  
Location Left  
Serial # 105363  
TSMOH  
Total Time 271.9

---

**44-44-44** 99/99/03 NO AD'S FOR THIS MODEL AT THIS TIME/

Method of Compliance	Date	Next Due
SB #		Cert. #
Signature		

HAWKER BEECHCRAFT SERVICES FTY  
FAA [REDACTED]

Prepared by [REDACTED]

Date 4-18-2012



# Airworthiness Directive Compliance Record

**AIRCRAFT RECORDS - DO NOT DESTROY**

**appliances**

Company  
Tail # N26DK

<b>09-21-10 R1</b>	<b>02/04/10</b>	<b>AVOX SYSTEMS TYPE 3HT CYLINDERS</b>	
OXYGEN CYLINDER STRENGTH CHARACTERISTICS/ Method of Compliance N/A - AFFECTED EQUIPMENT NOT INSTALLED			
SB #	Date 4-17-12	Next Due	
Signature		Cert. #	
<b>09-21-10 R1</b>	<b>02/04/10</b>	<b>B/E AEROSPACE TYPE 3HT CYLINDERS</b>	
OXYGEN CYLINDER STRENGTH CHARACTERISTICS/ Method of Compliance N/A AFFECTED EQUIPMENT NOT INSTALLED			
SB #	Date 4-17-2012	Next Due	
Signature		Cert. #	
<b>10-01-03</b>	<b>01/20/10</b>	<b>FIRE FIGHTING ENTERPRISES LIMITED PORTABLE HALON 1211 FIRE EXTINGUISHERS</b>	
CONTAMINATED HALON 1211 (BCF) GAS/ Method of Compliance N/A AFFECTED EQUIPMENT NOT INSTALLED			
SB #	Date 4-17-2012	Next Due	
Signature		Cert. #	
<b>10-11-05</b>	<b>07/06/10</b>	<b>AVOX SYSTEMS TYPE 3HT CYLINDERS</b>	
OXYGEN CYLINDER HEAT TREATMENT/ Method of Compliance N/A AFFECTED EQUIPMENT NOT INSTALLED			
SB #	Date 4-17-2012	Next Due	
Signature		Cert. #	
<b>11-04-09</b>	<b>03/14/11</b>	<b>TRANSPORT CATEGORY AIRPLANES CHEMICAL OXYGEN GENERATORS</b>	
LAVATORY CHEMICAL OXYGEN GENERATOR DEACTIVATION/ Method of Compliance N/A AFFECTED EQUIPMENT NOT INSTALLED			
SB #	Date 4-17-2012	Next Due	
Signature		Cert. #	
<b>11-07-05</b>	<b>05/06/11</b>	<b>SICMA AERO SEAT 91XX, 93XX AND 95XX SERIES SEATS</b>	
SEAT BACKREST LINKS/ Method of Compliance N/A - AFFECTED EQUIPMENT NOT INSTALLED			
SB #	Date 4-17-2012	Next Due	
Signature		Cert. #	

HAWKER BEECHCRAFT SERVICES FTY  
FAA

Prepared by \_\_\_\_\_

Date 4-17-2012

# Airworthiness Directive Compliance Record

<b>11-11-04</b>	<b>06/17/11</b>	<b>L'HOTELLIER FIRE EXTINGUISHER P/N 863520-00</b>	
CONTAMINATED HALON 1211 GAS/ Method of Compliance N/A - AFFECTED EQUIPMENT NOT INSTALLED			
SB #	Date 4-17-2012	Next Due	
Signature		Cert. #	██████████
<b>11-12-01</b>	<b>08/01/11</b>	<b>KOITO INDUSTRIES, LTD. TSO-C39B, -C39C AND -C127A SEATS</b>	
FLAMMABILITY AND STRENGTH CRITERIA DETERMINATION/ Method of Compliance N/A AFFECTED EQUIPMENT NOT INSTALLED			
SB #	Date 4-17-2012	Next Due	
Signature		Cert. #	██████████
<b>11-14-08</b>	<b>08/19/11</b>	<b>B/E AEROSPACE 174 SERIES OXYGEN MASKS</b>	
IN-LINE FLOW INDICATORS/ Method of Compliance N/A BY DOM OF MASK			
SB #	Date 4-17-2012	Next Due	
Signature		Cert. #	██████████
<b>11-21-05</b>	<b>10/27/11</b>	<b>AVIOINTERIORS 12M()-()-()-()-() SEATS</b>	
PLACARD, SEAT BACKREST RECLINE ACTUATOR FITTINGS/ Method of Compliance N/A AFFECTED EQUIPMENT NOT INSTALLED			
SB #	Date 4-17-2012	Next Due	
Signature		Cert. #	██████████
<b>11-21-08</b>	<b>11/23/11</b>	<b>SICMA AERO SEAT 88XX, 89XX AND 96XX SERIES SEATS</b>	
SEAT BACKREST LINKS/ Method of Compliance N/A AFFECTED EQUIPMENT NOT INSTALLED			
SB #	Date 4-17-2012	Next Due	
Signature		Cert. #	██████████
<b>*11-23-06</b>	<b>11/21/11</b>	<b>SICMA AERO SEAT 94XX SERIES SEATS</b>	
PASSENGER SEAT CENTRAL AND LATERAL SPREADERS/ Method of Compliance N/A AFFECTED EQUIPMENT NOT INSTALLED			
SB #	Date 4-17-2012	Next Due	
Signature		Cert. #	██████████

HAWKER BEECHCRAFT SERVICES FTY  
FAA ██████████

Prepared by ██████████

Date 4-18-2012



**Model:** 390      **A/C Serial Number:** RB-226      **Registration Number:** N26DK

### **AIRWORTHINESS DIRECTIVE LOG**

This aircraft complies with all FAA Airworthiness Directives up through and including Bi-Weekly Issue 2008-05 at the time of issuance of the Certificate of Airworthiness.

Date: 03-13-2008

  
\_\_\_\_\_  
Robert Alliband  
For Hawker Beechcraft Corporation

**TIME LIFE**

Aircraft Model : 390  
Aircraft Serial: RB-226

Part Name	Position	Part Number	Serial	MFG Date	INS Date	CRT Date	DUE Date	Time Life
**** 11 Placards								
MARKER-SELF-LAMINOUS EXIT SIGN		CAN/AC/7-K 129-380003-1	SP20280 SP20100	08/01/07 07/01/07	—/—/— —/—/—	—/—/— —/—/—	—/—/— —/—/—	YES YES
**** Electrical Power								
STAND BY BATTERY MAIN BATTERY		390-384027-0001 RG-380E/44	706425 40120668	10/31/07 —/—/—	—/—/— 02/21/08	03/06/08 06/15/07	—/—/— —/—/—	YES YES
**** Equipment/Furnishings								
LIFE VEST	PILOT	P0201-105	C83601	07/01/07	03/01/08	—/—/—	—/—/—	YES
LIFE VEST	COPILOT	P0201-105	C83653	07/01/07	03/01/08	—/—/—	—/—/—	YES
LIFE VEST	#6	P0201-105	C83758	07/01/07	03/01/08	—/—/—	—/—/—	YES
LIFE VEST	#5	P0201-105	C83741	07/01/07	03/01/08	—/—/—	—/—/—	YES
LIFE VEST	#4	P0201-105	C83731	07/01/07	03/01/08	—/—/—	—/—/—	YES
LIFE VEST	#3	P0201-105	C83725	07/01/07	03/01/08	—/—/—	—/—/—	YES
LIFE VEST	#2	P0201-105	C83698	07/01/07	03/01/08	—/—/—	—/—/—	YES
LIFE VEST	#1	P0201-105	C83659	07/01/07	03/01/08	—/—/—	—/—/—	YES
406 MHZ ELT - NO COU		453-5000-999	170-01840	—/—/—	—/—/—	—/—/—	01/31/13	YES
**** Fire Protection								
86 CI FIRE EXTINGUIS	LEFT HAND	30400018-1	57733B1	07/24/07	—/—/—	07/24/07	—/—/—	YES
ENGINE SQUIB	RIGHT HAND	13083-5	RB-266 R/H	07/01/07	09/18/07	—/—/—	—/—/—	YES
ENGINE SQUIB	LEFT HAND	13083-5	RB-266 L/H	07/01/07	09/18/07	—/—/—	—/—/—	YES
PORTABLE FIRE EXT. C	COCKPIT	C352TS	X374295	01/01/07	—/—/—	12/31/07	—/—/—	YES
**** Flight Controls								
PITCH TRIM ACTUATOR		390-386004-0005	0270	11/01/07	11/19/07	—/—/—	—/—/—	YES
**** Indicating/Recording Systems								
COCKPIT VOICE RECORD		2100-1020-51	000511288	01/01/08	03/05/08	—/—/—	—/—/—	YES
UNDERWATER BEACON OP		266E030500	SC16952	—/—/—	—/—/—	—/—/—	06/30/13	YES
**** Navigation								
ALTIMETER (OPT.51)	3 Tube	390-382042-0001	175892	—/—/—	—/—/—	09/18/07	—/—/—	YES
PITOT STATIC TEST		PITOT STATIC	RB-226	—/—/—	—/—/—	10/26/07	—/—/—	YES
AIR DATA COMPUTER 30	RIGHT HAND	822-1109-016	2NJLP	—/—/—	—/—/—	10/26/07	—/—/—	YES
AIR DATA COMPUTER 30	LEFT HAND	822-1109-016	2NJHP	—/—/—	—/—/—	10/26/07	—/—/—	YES
TDR 94D	(OPT.49 #2	622-9210-005	2LCTW	—/—/—	—/—/—	09/30/07	—/—/—	YES
TDR 94D	(OPT.49 #1	622-9210-005	2LCJT	—/—/—	—/—/—	09/30/07	—/—/—	YES
**** Oxygen								
R/H OXYGEN CREW MASK	RIGHT HAND	390-382045-0001	21011	06/01/07	10/01/07	—/—/—	—/—/—	YES
L/H OXYGEN CREW MASK	LEFT HAND	390-382045-0001	21012	06/01/07	10/01/07	—/—/—	—/—/—	YES
OXYGEN CYLINDER		101-384207-13	6140-19644	05/01/07	—/—/—	05/31/07	—/—/—	YES

**SERIAL NUMBER LISTS**

Aircraft Model : 390  
Aircraft Serial: RB-226

Part Name	Position	Part Number	Part Model Serial	Vendor Name	ATA Code
**** Description Not Available					
HAND MICROPHONE REEL A	LEFT HAND	390-384056-0003	00130	MERITT AVIATION INC	
PEDESTAL ASSEMBLY		390-322085-6007	#104	Vendor Not Entered	
HAND MICROPHONE REEL A	RIGHT HAND	390-384056-0003	00063	MERITT AVIATION INC	
XM DATA ID	822-2031-	XM DATA ID	EDNBN04W	XM SATELLITE RADIO	
**** 11 Placards					
EXIT SIGN		129-380003-1	SP20100	SELF-POWERED LIGHTING INC	11-30
MARKER-SELF-LAMINOUS*R		CAN/AC/7-K	SP20280	SELF-POWERED LIGHTING INC	11-30
**** 21 Air Conditioning					
PRESSURE TRANSDUCER	RIGHT HAND	APTE320-1000-300A	6955-10-124	KULITE SEMICONDUCTOR PROD	21-00
MUFFIN FAN		011868	106382256	AMETEK ROTRON INC	21-00
PRESSURE TRANSDUCER	RIGHT HAND	APTE320-1000-300A	6955-10-120	KULITE SEMICONDUCTOR PROD	21-00
PRESSURE TRANSDUCER	LEFT HAND	APTE320-1000-300A	7365-13-189	KULITE SEMICONDUCTOR PROD	21-00
PRESSURE TRANSDUCER	LEFT HAND	APTE320-1000-300A	6955-10-122	KULITE SEMICONDUCTOR PROD	21-00
BLOWER, HEAT EXCHANGER		390-385034-0005	346	AMETEK ADVANCED INDUSTRIE	21-00
TEMPERATURE SENSOR	LEFT HAND	1300460-1	777	ENVIRO SYSTEMS INC	21-11
BLEED AIR CONTROL UNIT	LEFT HAND	35009-20	D4205	OMNI ASSOC INC	21-11
BLEED AIR CONTROL UNIT	RIGHT HAND	35009-20	D4209	OMNI ASSOC INC	21-11
HEAT EXCHANGER	RIGHT HAND	390-385033-0001	591	STEWART WARNER SOUTH WIND	21-11
TEMPERATURE SENSOR	RIGHT HAND	1300460-1	771	ENVIRO SYSTEMS INC	21-11
HEAT EXCHANGER	LEFT HAND	390-385033-0001	590	STEWART WARNER SOUTH WIND	21-11
SOLENOID VALVE 3-WAY P		5303-23	0558	AEROSPACE SYSTEMS & COMPO	21-20
FVC BI-LEVEL FLOW	RIGHT HAND	390-385035-0003	0579	DUKES INC	21-20
FVC BI-LEVEL FLOW	LEFT HAND	390-385035-0003	0571	DUKES INC	21-20
PRESSUIZATION CONTROL	3 Tube	390-385014-0003	0418	DUKES INC	21-30
PNEUMATIC PRESSURE REG		390-385001-0005	0375	AEROSPACE SYSTEMS & COMPO	21-30
PRIMARY OUTFLOW VALVE	RIGHT HAND	390-384024-0007	0653A	DUKES INC	21-30
PRESSURE REGULATOR &	LEFT HAND	390-385036-0009	0570	DUKES INC	21-30
SECONDARY OUTFLOW VALV	LEFT HAND	390-384025-0005	0599	DUKES INC	21-30
PRESSURE REGULATOR & S	RIGHT HAND	390-385036-0011	0561	DUKES INC	21-30

Aircraft Model : 390  
Aircraft Serial: RB-226

Part Name	Position	Part Number	Part Model	Serial	Vendor Name	ATA Code
AXIAL BLOWER	AFT	390-385034-0007		163	AMETEK ADVANCED INDUSTRIE	21-40
BAGGAGE HEAT BLOWER (	AFT	390-385005-0001		107255250	AMETEK ROTRON INC	21-40
HEAT CONTROLLER (BAGGA	UPPER	390-385005-0003		E07139014	AMETEK ROTRON INC	21-40
COMPRESSOR DRIVE MODUL		390-385026-0003		474	ENVIRO SYSTEMS INC	21-50
FLIGHT DECK EVAPORATOR		390-385020-0001		363	ENVIRO SYSTEMS INC	21-50
AIR CONDITIONER CONDEN		390-385043-0003		348	ENVIRO SYSTEMS INC	21-50
COCKPIT VENT BLOWER	FORWARD	390-385024-0005		553	AMETEK ADVANCED INDUSTRIE	21-50
AUTO LOAD SHED MODULE		1240100-3		390	ENVIRO SYSTEMS INC	21-50
SOLENOID VALVE	AFT	390-385027-0001		0408	DUKES INC	21-50
SOLENOID VALVE	FORWARD	390-385027-0001		0479	DUKES INC	21-50
ECS BOX BLOWER	AFT	390-385024-0005		571	AMETEK ADVANCED INDUSTRIE	21-50
CABIN TEMPERATURE SENS		1300580-1		381	ENVIRO SYSTEMS INC	21-60
CABIN COIL EVAPORATOR		390-385023-0001		108	ENVIRO SYSTEMS INC	21-60
TEMPERATURE SENSOR	#2	1300460-3		667	ENVIRO SYSTEMS INC	21-60
TEMPERATURE CONTROLLER	#2	390-385011-0009		673	ENVIRO SYSTEMS INC	21-60
TEMPERATURE CONTROLLER	#1	390-385011-0009		639	ENVIRO SYSTEMS INC	21-60
TEMPERATURE SENSOR	#1	1300460-3		702	ENVIRO SYSTEMS INC	21-60
TEMP. MODULE VALVE	LEFT HAND	390-385016-0001		672	ENVIRO SYSTEMS INC	21-60
TEMPERATURE SWITCH	LEFT HAND	1173T0777-01		0486	ITT INDUSTRIES INC	21-60
TEMPERATURE SWITCH	RIGHT HAND	1173T0777-01		0480	ITT INDUSTRIES INC	21-60
TEMP. MODULE VALVE	RIGHT HAND	390-385016-0001		675	ENVIRO SYSTEMS INC	21-60

## \*\*\*\* 22 Auto Flight

RUDDER SERVO	Rudder	822-1168-002		2RMLJ	ROCKWELL COLLINS INC	22-10
SERVO MOUNT	Rudder	622-5735-004		2LKCN	ROCKWELL COLLINS INC	22-10
ELEVATOR SERVO	Elevator	822-1168-001		2NTBP	ROCKWELL COLLINS INC	22-10
ELEVATOR SERVO MOUNT	Elevator	622-5735-004		2NVGK	ROCKWELL COLLINS INC	22-10
AUX. ROLL TRIM CONTROL		390-384061-0003		1293	LEE AIR INC	22-10
AILERON SERVO MOUNT	Aileron	622-5735-004		2LKMJ	ROCKWELL COLLINS INC	22-10
AILERON SERVO	Aileron	822-1168-002		2RMHG	ROCKWELL COLLINS INC	22-10

## \*\*\*\* Communications

VOLUME COMPENSATOR	LEFT HAND	390-388004-0001		330	HYDRO-AIRE	23-00
VOLUME COMPENSATOR	RIGHT HAND	390-388004-0001		314	HYDRO-AIRE	23-00



Aircraft Model : 390  
Aircraft Serial: RB-226

Part Name	Position	Part Number	Part Model	Serial	Vendor Name	ATA Code
VHF-4000 VHF COMM	(O) #2	822-1468-102		2RH8W	ROCKWELL COLLINS INC	23-10
VHF-4000 VHF COMM	(O) #1	822-1468-102		2MNXL	ROCKWELL COLLINS INC	23-10
VHF COMM ANTENNA	LOWER	S65-8280-42		323-1213	SENSOR SYSTEMS INC	23-10
VHF COMM ANTENNA	UPPER	S65-8280-42		232-1146	SENSOR SYSTEMS INC	23-10
DIGITAL AUDIO AMPLIFIE	#1	700-008		2815	NAT SEATTLE INC	23-30
DIGITAL AUDIO AMPLIFIE	#2	700-008		2813	NAT SEATTLE INC	23-30
PA AMP		MODEL 240-002		3781	NORTHERN AIRBORNE TECHNOL	23-50

## \*\*\*\* Electrical Power

STAND BY BATTERY		390-384027-0001		706425	SECURAPLANE TECHNOLOGIES	24-00
STATIC INVERTER (OPT.3		SS50		2386	KGS ELECTRONICS INC	24-00
STARTER GENERATOR	RIGHT HAND	390-389001-0001		576A	AMETEK ADVANCED INDUSTRIE	24-30
GROUND FAULT TRANS.	RIGHT HAND	76394-1		3633	LEE AIR INC	24-30
STARTER GENERATOR	LEFT HAND	390-389001-0001		569A	AMETEK ADVANCED INDUSTRIE	24-30
GENERATOR CONTROL UNIT	RIGHT HAND	390-384005-0009		643	AMETEK ADVANCED INDUSTRIE	24-30
GROUND FAULT TRANS.	LEFT HAND	76394-1		3657	LEE AIR INC	24-30
GENERATOR CONTROL UNIT	LEFT HAND	390-384005-0009		645	AMETEK ADVANCED INDUSTRIE	24-30
MAIN BATTERY		RG-380E/44		40120668	CONCORDE BATTERY CORP	24-31
AC/DC INVERTER	#2	AC100-389-2		O749	LUMINESCENT SYSTEMS INC	24-60
AC/DC INVERTER	#1	AC100-389-2		O632	LUMINESCENT SYSTEMS INC	24-60
AC/DC INVERTER	#3	AC100-389-2		O750	LUMINESCENT SYSTEMS INC	24-60
DC/AC INVERTER		AC1500-393		O238	LUMINESCENT SYSTEMS INC	24-60

## \*\*\*\* Equipment/Furnishings

LIFE VEST	PILOT	P0201-105		C83601	EASTERN AERO MARINE INC	25-10
SWITCH ASSEMBLY-LIFT D		390-384069-0001		137	EATON AEROSPACE LLC	25-10
LIFE VEST	COPILOT	P0201-105		C83653	EASTERN AERO MARINE INC	25-10
LIFE VEST	#1	P0201-105		C83659	EASTERN AERO MARINE INC	25-20
LIFE VEST	#2	P0201-105		C83698	EASTERN AERO MARINE INC	25-20
LIFE VEST	#6	P0201-105		C83758	EASTERN AERO MARINE INC	25-20
LIFE VEST	#5	P0201-105		C83741	EASTERN AERO MARINE INC	25-20
LIFE VEST	#3	P0201-105		C83725	EASTERN AERO MARINE INC	25-20
LIFE VEST	#4	P0201-105		C83731	EASTERN AERO MARINE INC	25-20
ELT CODE		ELT CODE		2DC744F9F2FFBFF	Vendor Not Entered	25-60

Aircraft Model : 390  
Aircraft Serial: RB-226

Part Name	Position	Part Number	Part Model Serial	Vendor Name	ATA Code
406 MHZ ELT - NO COUNT		453-5000-999	170-01840	ARTEX AIRCRAFT SUPPLIES I	25-60
ELT BLADE ANTENNA (OP		110-337	166064	ARTEX AIRCRAFT SUPPLIES I	25-60

## \*\*\*\* Fire Protection

FIRE DETECTION CONTROL		477-90005	O725-199	MEGGITT SAFETY SYSTEMS IN	26-10
PORTABLE FIRE EXT. COC	COCKPIT	C352TS	X374295	KANSAS FIRE EQUIPMENT CO	26-20
ENGINE SQUIB	RIGHT HAND	13083-5	RB-266 R/H	PACIFIC SCIENTIFIC COMPAN	26-20
ENGINE SQUIB	LEFT HAND	13083-5	RB-266 L/H	PACIFIC SCIENTIFIC COMPAN	26-20
86 CI FIRE EXTINGUISHE	LEFT HAND	30400018-1	57733B1	PACIFIC SCIENTIFIC COMPAN	26-20

## \*\*\*\* Flight Controls

POSITION SENSOR PILOT	LEFT HAND	390-381012-0001	K4490	MOOG INC	27-00
POSITION SENSOR CO/PIL	RIGHT HAND	390-381012-0001	J9430	MOOG INC	27-00
AILERON TRIM TAB ACTUA	RIGHT HAND	390-381009-0010	105	ELECTROMECH TECHNOLOGIES	27-10
CONTROL WHEEL	RIGHT HAND	390-382052-0010	O100	ESTERLINE MASON ELECTRIC	27-10
AILERON ASSY	RIGHT HAND	390-130001-0024	S7#7684516	Vendor Not Entered	27-10
CONTROL WHEEL	LEFT HAND	390-382052-0009	O098	ESTERLINE MASON ELECTRIC	27-10
AILERON ASSY	LEFT HAND	390-130001-0023	S7#7809103	Vendor Not Entered	27-10
AILERON TRIM TAB ACTUA	LEFT HAND	390-381009-0009	105	ELECTROMECH TECHNOLOGIES	27-10
RUDDER ASSY		390-630010-0007	O041	SHINMAYWA INDUSTRIES LTD	27-20
RUDDER TRIM TAB ACTUAT		390-386003-0003	O255	GOODRICH CORPORATION	27-20
VERTICAL STABILIZER		390-640010-6002	RB-227-S7#5689527	Vendor Not Entered	27-20
GEAR BOX ELEVATOR TAB		390-526251-0001	O8130701	PERFEKTA INC	27-30
ELEVATOR ASSY	LEFT HAND	390-610100-0013	RB-226-O070	SHINMAYWA INDUSTRIES LTD	27-30
ELEVATOR ASSY	RIGHT HAND	390-610100-0014	RB-226-O076	Vendor Not Entered	27-30
HORIZONTAL ASSY		390-620000-6001	RB-227-S7#5701377	Vendor Not Entered	27-40
HORIZ. LEADING EDGE AS	RIGHT HAND	390-620097-6004	197	COX & COMPANY INC	27-40
HORIZ. LEADING EDGE AS	LEFT HAND	390-620097-6003	250	COX & COMPANY INC	27-40
PITCH TRIM ACTUATOR		390-386004-0005	O270	GOODRICH CORPORATION	27-40
HORIZ. STAB. POTENTIOME	LEFT HAND	390-386043-0001	O592	AIRTECHNICS INC	27-40
HORIZ STAB. POTENTIOME	RIGHT HAND	390-386043-0001	O608	AIRTECHNICS INC	27-40
PITCH TRIM CONTROL UNI		390-384028-0011	3021	GOODRICH CORPORATION	27-40
FLAP ACTUATOR	RIGHT HAND	390-381402-0017	G0494	MPC PRODUCTS CORPORATION	27-50
FLAP ACTUATOR	RIGHT HAND	390-381402-0020	G0253	MPC PRODUCTS CORPORATION	27-50

Aircraft Model : 390  
Aircraft Serial: RB-226

Part Name	Position	Part Number	Part Model	Serial	Vendor Name	ATA Code
FLAP ACTUATOR	RIGHT HAND	390-381402-0018		G0530	MPC PRODUCTS CORPORATION	27-50
FLAP ACTUATOR	RIGHT HAND	390-381403-0011		H0530	MPC PRODUCTS CORPORATION	27-50
INBD FLAP ASSY	RIGHT HAND	390-160001-6016		S7#7754760	Vendor Not Entered	27-50
OUTBD FLAP ASSY	RIGHT HAND	390-160002-6020		S7#7630140	Vendor Not Entered	27-50
FLAP ACTUATOR	LEFT HAND	390-381403-0011		H0525	MPC PRODUCTS CORPORATION	27-50
FLAP ACTUATOR	LEFT HAND	390-381402-0017		G0493	MPC PRODUCTS CORPORATION	27-50
FLAP ACTUATOR	LEFT HAND	390-381402-0019		G0261	MPC PRODUCTS CORPORATION	27-50
FLAP ACTUATOR	LEFT HAND	390-381402-0018		G0529	MPC PRODUCTS CORPORATION	27-50
INBD FLAP ASSY	LEFT HAND	390-160001-6015		S7#7662812	Vendor Not Entered	27-50
OUTBD FLAP ASSY	LEFT HAND	390-160002-6019		S7#7650353	Vendor Not Entered	27-50
FLAP POTENTIOMETER		390-381404-0003		379	AIRTECHNICS INC	27-50
FLAP CONTROL UNIT		390-381401-0013		K0300	MPC PRODUCTS CORPORATION	27-50
RH PANEL ASSEMBLY - SP	RIGHT HAND	390-381037-0004		O123	SHINMAYWA INDUSTRIES LTD	27-60
PANEL ASSEMBLY-SPEED B	RIGHT HAND	390-381038-0002		O119	SHINMAYWA INDUSTRIES LTD	27-60
RH PANEL ASSEMBLY - SP	RIGHT HAND	390-381039-0002		O126	SHINMAYWA INDUSTRIES LTD	27-60
LH PANEL ASSEMBLY - SP	LEFT HAND	390-381039-0001		O126	SHINMAYWA INDUSTRIES LTD	27-60
PANEL ASSEMBLY-SPEED B	LEFT HAND	390-381038-0001		O119	SHINMAYWA INDUSTRIES LTD	27-60
LH PANEL ASSEMBLY - SP	LEFT HAND	390-381037-0003		O123	SHINMAYWA INDUSTRIES LTD	27-60
LIFT DUMP ACTUATOR	RIGHT HAND	390-381008-0001		O461	MOOG INC	27-60
BLOW DOWN ACTUATOR	RIGHT HAND	390-381010-0001		O453	MOOG INC	27-60
ROLL SPOILER ACTUATOR	LEFT HAND	390-381007-0003		O515	MOOG INC	27-60
ROLL SPOILER ACTUATOR	RIGHT HAND	390-381007-0003		O490	MOOG INC	27-60
UPLOCK RELEASE ACTUATO	RIGHT HAND	390-381201-0003		1862	GE AVIATION SYSTEMS LLC	27-60
LIFT DUMP ACTUATOR	LEFT HAND	390-381008-0001		O477	MOOG INC	27-60
UPLOCK RELEASE ACTUATO	LEFT HAND	390-381201-0003		1863	GE AVIATION SYSTEMS LLC	27-60
SPOILER POSIT. SENSOR	RIGHT HAND	390-381011-0005		O1203	MOOG INC	27-60
SPOILER POSIT. SENSOR	LEFT HAND	390-381011-0005		O1196	MOOG INC	27-60
BLOW DOWN ACTUATOR	LEFT HAND	390-381010-0001		O509	MOOG INC	27-60
SPOILER CONTROL MODULE		390-381006-0005		O241	MOOG INC	27-60
SPOILER CONTROL UNIT		390-384011-0019		O287	MOOG INC	27-60

## \*\*\*\* Fuel

FUEL PROBE	LEFT HAND	390-389009-0019		O703-0013	AERO-MACH LABS INC	28-10
FUEL PROBE	LEFT HAND	390-389009-0017		O730-005	AERO-MACH LABS INC	28-10
FUEL PROBE	LEFT HAND	390-389009-0025		O328-020	AERO-MACH LABS INC	28-10

Aircraft Model : 390  
Aircraft Serial: RB-226

Part Name	Position	Part Number	Part Model	Serial	Vendor Name	ATA Code
FUEL PROBE	LEFT HAND	390-389009-0021		0342-001	AERO-MACH LABS INC	28-10
FUEL PROBE	RIGHT HAND	390-389009-0021		0307-045	AERO-MACH LABS INC	28-10
LOW LEVEL SENSOR	LEFT HAND	390-389028-0005		710	ELECTROMECH TECHNOLOGIES	28-10
FUEL PROBE	RIGHT HAND	390-389009-0019		0727-008	AERO-MACH LABS INC	28-10
FUEL PROBE	RIGHT HAND	390-389009-0017		0730-010	AERO-MACH LABS INC	28-10
FUEL PROBE	RIGHT HAND	390-389009-0025		0326-012	AERO-MACH LABS INC	28-10
LOW LEVEL SENSOR	RIGHT HAND	390-389028-0005		711	ELECTROMECH TECHNOLOGIES	28-10
OTBD CHECK VALVE	LEFT HAND	101-389011-109		0464	SHAW AERO DEVICES INC	28-10
FLOAT VALVE	LEFT HAND	128-389031-5		510	COMMERCIAL AIRCRAFT PRODU	28-10
AFT FLOAT VALVE	LEFT HAND	118-381002-5		1056	COMMERCIAL AIRCRAFT PRODU	28-10
FWD FLOAT VALVE	LEFT HAND	118-381002-5		1036	COMMERCIAL AIRCRAFT PRODU	28-10
OTBD CHECK VALVE	RIGHT HAND	101-389011-109		0459	SHAW AERO DEVICES INC	28-10
FLOAT VALVE	RIGHT HAND	128-389031-5		611	COMMERCIAL AIRCRAFT PRODU	28-10
AFT FLOAT VALVE	RIGHT HAND	118-381002-5		1014	COMMERCIAL AIRCRAFT PRODU	28-10
FWD FLOAT VALVE	RIGHT HAND	118-381002-5		1081	COMMERCIAL AIRCRAFT PRODU	28-10
FUEL BOOST PUMP	RIGHT HAND	118-389006-7		8BC53	PARKER HANNIFIN CORPORATI	28-20
FLOW SWITCH		V10F2-17		339	PRECISION SENSORS DIVISIO	28-20
CROSS TRANSFER PUMP		390-389016-0005		279A	TRANSDIGM INC	28-20
FUEL SHUTOFF VALVE	LEFT HAND	118-389005-5		07-080918	CIRCOR AEROSPACE	28-20
FUEL PRESSURE SWITCH	RIGHT HAND	45AS48008-015		H035309	EATON AEROSPACE LLC	28-20
FUEL BOOST PUMP	LEFT HAND	118-389006-7		8BC54	PARKER HANNIFIN CORPORATI	28-20
FUEL FILTER	RIGHT HAND	45AS48014-005		P119	PUROFLOW INCORPORATED	28-20
JET PUMP TRANSFER	LEFT HAND	128-389033-7		0490	ALLEN AIRCRAFT PRODUCTS I	28-20
FUEL PRESSURE SWITCH	LEFT HAND	45AS48008-015		G059900	EATON AEROSPACE LLC	28-20
JET PUMP MAIN TANK	LEFT HAND	118-389007-3		0454	ALLEN AIRCRAFT PRODUCTS I	28-20
FUEL SHUTOFF VALVE	RIGHT HAND	118-389005-5		07-080917	CIRCOR AEROSPACE	28-20
FUEL FILTER	LEFT HAND	45AS48014-005		P479	PUROFLOW INCORPORATED	28-20
JET PUMP TRANSFER	RIGHT HAND	128-389033-7		0492	ALLEN AIRCRAFT PRODUCTS I	28-20
JET PUMP MAIN TANK	RIGHT HAND	118-389007-3		0414	ALLEN AIRCRAFT PRODUCTS I	28-20
FUEL QTY. INDICATOR	LEFT HAND	390-382032-0011		0714-106	AERO-MACH LABS INC	28-40
FUEL QTY. INDICATOR	RIGHT HAND	390-382032-0011		0716-119	AERO-MACH LABS INC	28-40

## \*\*\*\* Hydraulic Power

SHUT-OFF VALVE	RIGHT HAND	45AS65014-003		07-0712124	CIRCOR AEROSPACE	29-00
SHUT-OFF VALVE	LEFT HAND	45AS65014-003		07-0209123	CIRCOR AEROSPACE	29-00

Aircraft Model : 390  
Aircraft Serial: RB-226

Part Name	Position	Part Number	Part Model	Serial	Vendor Name	ATA Code
PULSATION DAMPENER	RIGHT HAND	9012160100-3		83533/AA01740	ESSEX PRECISION CONTROLS	29-10
HYDRAULIC PACKAGE		390-384403-0009		0274	GE AVIATION SYSTEMS LLC	29-10
HYDRAULIC PUMP	RIGHT HAND	390-389022-0003		K0495	PARKER HANNIFIN CORPORATI	29-10
HYDRAULIC PUMP	LEFT HAND	390-389022-0003		K0524	PARKER HANNIFIN CORPORATI	29-10
PULSATION DAMPENER	LEFT HAND	9012160100-3		835333/AA01837	ESSEX PRECISION CONTROLS	29-10

## \*\*\*\* Ice and Rain Protection

DE-ICING CONTROL UNIT		390-384013-0007		0323	COX & COMPANY INC	30-10
ENERGY STORAGE BANK	LEFT HAND	390-386000-0001		0502	COX & COMPANY INC	30-10
ENERGY STORAGE BANK	RIGHT HAND	390-386000-0001		0508	COX & COMPANY INC	30-10
EJECTOR PUMP	LEFT HAND	390-385041-0001		0491	DUKES INC	30-10
EJECTOR PUMP	RIGHT HAND	390-385041-0001		0488	DUKES INC	30-10
ANTI- ICE CROSSFEED VA		390-385013-0001		0227	DUKES INC	30-30
ICE DETECTOR	RIGHT HAND	0871KK3		0573	GOODRICH SENSOR SYSTEMS	30-80
ICE DETECTOR	LEFT HAND	0871KK3		0569	GOODRICH SENSOR SYSTEMS	30-80

## \*\*\*\* Indicating/Recording Systems

OXYGEN PRESS INDICATOR		390-382010-0007		07H367	AERO-MACH LABS INC	31-10
ANNUNCIATOR	3 Tube	390-382004-0013		0258	AIRTECHNICS INC	31-10
SWITCH MATRIX	3 Tube	851-38606-002		0299	AIRTECHNICS INC	31-10
HYDRAULIC PRESS.		390-382009-0007		07G98	AERO-MACH LABS INC	31-10
IMT3010 DISPLAY MOUNT	#3	822-1140-003		2NYWF	ROCKWELL COLLINS INC	31-10
IMT3010 DISPLAY MOUNT	#2	822-1140-003		2NYWC	ROCKWELL COLLINS INC	31-10
IMT3010 DISPLAY MOUNT	#1	822-1140-003		2CBWL	ROCKWELL COLLINS INC	31-10
ROLL TRIM INDICATOR		390-382036-0003		071108	AERO-MACH LABS INC	31-10
RUDDER TRIM INDICATOR		390-382035-0003		071232	AERO-MACH LABS INC	31-10
PITCH TRIM INDICATOR		390-382034-0005		05L376	AERO-MACH LABS INC	31-10
COPILOT AUDIO CONTROL	COPILOT	807-004		1102	NORTHERN AIRBORNE TECHNOL	31-10
PILOT AUDIO CONTROL PA	PILOT	806-004		1104	NORTHERN AIRBORNE TECHNOL	31-10
DIFFERENTIAL PRESSURE		390-382025-0001		508345	AEROSONIC CORPORATION	31-10
D/C VOLT METER		390-382031-0003		99H321	AERO-MACH LABS INC	31-10
D/C LOAD INDICATOR	LEFT HAND	390-382030-0003		07F119	AERO-MACH LABS INC	31-10
D/C LOAD INDICATOR	RIGHT HAND	390-382030-0003		07F126	AERO-MACH LABS INC	31-10
INCANDESCENT DIMMER	#1	DC7-394		0492	LUMINESCENT SYSTEMS INC	31-10

Aircraft Model : 390  
Aircraft Serial: RB-226

Part Name	Position	Part Number	Part Model	Serial	Vendor Name	ATA Code
OXYGEN PRESSURE GAUGE		99-384042-3		03223	BE AEROSPACE INC	31-10
FLAP INDICATOR		390-382037-0003		07D265	AERO-MACH LABS INC	31-10
INCANDESCENT DIMMER	#2	DC7-394		0487	LUMINESCENT SYSTEMS INC	31-10
OVERBOARD DISCHARGE IN		171-502		0265	AVOX SYSTEMS INC	31-10
COCKPIT VOICE RECORDER		2100-1020-51		000511288	L-3 COMMUNICATIONS CORP	31-30
UNDERWATER BEACON OPT.		266E030500		SC16952	Vendor Not Entered	31-30
IMPACT SWITCH		6895D2X2.5-2.5		6310	AERODYNE CONTROLS INC	31-30
AURAL TONE GENERATOR		630-007		1107	NORTHERN AIRBORNE TECHNOL	31-50

## \*\*\*\* Landing Gear

LANDING GEAR SELECTOR		390-381200-0007		0244	GE AVIATION SYSTEMS LLC	32-00
LANDING GEAR CONTROL		390-382011-0003		262	EATON AEROSPACE LLC	32-00
MAIN GEAR DOOR UPLOCK	RIGHT HAND	390-381204-0003		610	TRANSDIGM INC	32-10
MAIN LANDING GEAR ASSY	RIGHT HAND	390-810001-0010		00037	ELEB - EMBRAER LIEBHERR	32-10
MLG RESTRICTOR		390-388114-0001		0252	GE AVIATION SYSTEMS LLC	32-10
MLG RESTRICTOR		390-388113-0001		0259	GE AVIATION SYSTEMS LLC	32-10
MAIN GEAR UPLOCK CABLE	LEFT HAND	390-381203-0003		587	TRANSDIGM INC	32-10
MAIN GEAR UPLOCK CABLE	RIGHT HAND	390-381203-0003		604	TRANSDIGM INC	32-10
MLG DOOR ACTUATOR	RIGHT HAND	390-381202-0006		0446	GE AVIATION SYSTEMS LLC	32-10
MAIN GEAR DOOR UPLOCK	LEFT HAND	390-381204-0003		605	TRANSDIGM INC	32-10
MAIN LANDING GEAR ASSY	LEFT HAND	390-810001-0009		00037	ELEB - EMBRAER LIEBHERR	32-10
MLG DOOR ACTUATOR	LEFT HAND	390-381202-0005		0380	GE AVIATION SYSTEMS LLC	32-10
NLG DOWNLOCK ACTUATOR		390-384112-0001		0229	GE AVIATION SYSTEMS LLC	32-20
NLG ASSEMBLY		390-820001-0001		00076	ELEB - EMBRAER LIEBHERR	32-20
NLG ACTUATOR (RETRACT)		390-388200-0001		0210	GE AVIATION SYSTEMS LLC	32-30
MLG EMERG. CABLE		390-384317-0001		338	TRANSDIGM INC	32-30
MLG EXTEND VALVE		390-388112-0009		0308	GE AVIATION SYSTEMS LLC	32-30
MLG DOOR UPLOCK ACTUAT	LEFT HAND	390-381201-0005		1739	GE AVIATION SYSTEMS LLC	32-30
MLG RETRACT ACTUATOR	RIGHT HAND	390-388100-0010		0588	GE AVIATION SYSTEMS LLC	32-30
MLG UPLOCK RELEASE ACT	LEFT HAND	390-381201-0005		1809	GE AVIATION SYSTEMS LLC	32-30
VALVE PACKAGE CABLE AS		390-381205-0005		273	TRANSDIGM INC	32-30
MLG UPLOCK RELEASE ACT	RIGHT HAND	390-381201-0005		1737	GE AVIATION SYSTEMS LLC	32-30
MLG DOOR UPLOCK ACTUAT	RIGHT HAND	390-381201-0005		1683	GE AVIATION SYSTEMS LLC	32-30
MLG RETRACT ACTUATOR	LEFT HAND	390-388100-0009		0525	GE AVIATION SYSTEMS LLC	32-30
NLG UPLOCK RELEASE ACT	NOSE	390-381201-0005		1750	GE AVIATION SYSTEMS LLC	32-30

Aircraft Model : 390  
Aircraft Serial: RB-226

Part Name	Position	Part Number	Part Model	Serial	Vendor Name	ATA Code
NLG WHEEL & TIRE ASSY		390-820100-0001		0307	GOODRICH COMPANY	32-40
BRAKE ASSY - MLG	LEFT HAND	390-388103-0007		-0637	ELEB AEROSPACE	32-40
MLG WHEEL ASSEMBLY	LEFT HAND	390-811000-0001		0640	GOODRICH COMPANY	32-40
BRAKE CONTROL VALVE		390-384079-0001		163	HYDRO-AIRE	32-40
MASTER CYLINDER ASSEMB	RIGHT HAND	390-385800-0003		152	COMMERCIAL AIRCRAFT PRODU	32-40
MASTER CYLINDER ASSEMB	RIGHT HAND	390-385800-0003		156	COMMERCIAL AIRCRAFT PRODU	32-40
PULSE DAMPENER ASSEMBL		390-384080-0001		119	COMMERCIAL AIRCRAFT PRODU	32-40
ACCUMULATOR ASSEMBLY -		390-384083-0001		120	COMMERCIAL AIRCRAFT PRODU	32-40
PRESSURE REGULATING VA		390-384082-0001		0099	PNEUDRAULICS INC	32-40
PRESSURE GAUGE		90-900-1048		061211002-01-04	PERMA-CAL INDUSTRIES INC	32-40
MLG WHEEL ASSEMBLY	RIGHT HAND	390-811000-0001		0636	GOODRICH COMPANY	32-40
EMERGENCY HYDRAULIC AC		390-384106-0003		0264	SENIOR OPERATIONS INC	32-40
BRAKE ASSY - MLG	RIGHT HAND	390-388103-0007		-0689	ELEB AEROSPACE	32-40
MASTER CYLINDER ASSEMB	LEFT HAND	390-385800-0003		148	COMMERCIAL AIRCRAFT PRODU	32-40
MASTER CYLINDER ASSEMB	LEFT HAND	390-385800-0003		147	COMMERCIAL AIRCRAFT PRODU	32-40
PARKING BRAKE VALVE		390-384114-0005		0310	CANYON ENGINEERING PRODUC	32-40
ANTI-SKID CONTROL UNIT		390-384078-0001		386	HYDRO-AIRE	32-40
NLG STEERING DAMPENER		45100-41		00110	ELEB - EMBRAER LIEBHERR	32-50

## \*\*\*\* Lights

LIGHTING SWITCH CONTR		76771-1		1213	LEE AIR INC	33-00
LANDING LIGHT	LEFT HAND	390-384003-0003		167	DE VORE AVIATION CORP AME	33-40
POWER SUPPLY STROBE		390-384014-0001		837	DE VORE AVIATION CORP AME	33-40
LANDING LIGHT	RIGHT HAND	390-384003-0003		169	DE VORE AVIATION CORP AME	33-40
STROBE LIGHT	AFT	390-384022-0001		215	DE VORE AVIATION CORP AME	33-40

## \*\*\*\* Navigation

COAXIAL SWITCH	LOWER	402-167		16307	AIRTECHNICS INC	34-00
STANDBY MAGNETIC COMP		133-380035-1		AX9091006	SIRS NAVIGATION LTD	34-00
COAXIAL SWITCH (OPT. UPPER		402-167		16154	AIRTECHNICS INC	34-00
ADAPTIVE FLIGHT DISPLA #2		822-1084-016		2NM7J	ROCKWELL COLLINS INC	34-10
AHRS AHC 3000 #2		822-1110-002	AHC 3000	2MVPL	ROCKWELL COLLINS INC	34-10
CDU-3000 W/FLIGHT ID	LEFT HAND	822-0884-420		2CPHL	ROCKWELL COLLINS INC	34-10
ECU-3000 EXTERNAL COMP	LEFT HAND	822-1200-002	ECU-3000	2N1CN	ROCKWELL COLLINS INC	34-10

Aircraft Model : 390  
Aircraft Serial: RB-226

Part Name	Position	Part Number	Part Model	Serial	Vendor Name	ATA Code
CDU-3000 W/FLIGHT ID	RIGHT HAND	822-0884-420		2CPLF	ROCKWELL COLLINS INC	34-10
AIR DATA COMPUTER 3000	LEFT HAND	822-1109-016	ADC 3000	2NJHP	ROCKWELL COLLINS INC	34-10
ECU-3000 EXTERNAL COMP	RIGHT HAND	822-1200-002	ECU-3000	2N1CT	ROCKWELL COLLINS INC	34-10
AIR DATA COMPUTER 3000	RIGHT HAND	822-1109-016	ADC 3000	2NJLP	ROCKWELL COLLINS INC	34-10
AHRS AHC 3000	#1	822-1110-002	AHC 3000	2MVPD	ROCKWELL COLLINS INC	34-10
DOPPLER RADAR (OPT.15)		622-8440-004		2MYRG	ROCKWELL COLLINS INC	34-10
ADAPTIVE FLIGHT DISPLA	#1	822-1084-016	AFD-3010	2NM4K	ROCKWELL COLLINS INC	34-10
ALTIMETER (OPT.51)	3 Tube	390-382042-0001		175892	AEROSONIC CORPORATION	34-10
AIR SPEED INDICATOR	3 Tube	390-382039-0005		287702	AEROSONIC CORPORATION	34-10
WEATHER RADAR ANTENNA		822-1050-004	RTA-800	2M4JC	ROCKWELL COLLINS INC	34-10
ALT 4000		822-0615-206		2L7JK	ROCKWELL COLLINS INC	34-10
PITOT STATIC PROBE	RIGHT HAND	390-382059-0002		246504	GOODRICH SENSOR SYSTEMS	34-11
OAT PROBE		122-384003-1		A72624	GOODRICH SENSOR SYSTEMS	34-11
PITOT VALVE	LEFT HAND	122-380046-1		0576	DUKES INC	34-11
PITOT VALVE	RIGHT HAND	122-380046-1		0581	DUKES INC	34-11
PITOT_STATIC TEST		PITOT STATIC		RB-226	Vendor Not Entered	34-11
PITOT_STATIC PROBE	LEFT HAND	390-382059-0001		247609	GOODRICH SENSOR SYSTEMS	34-11
NAV ANTENNA	RIGHT HAND	22-37-103		4066	TRIVEC-AVANT CORPORATION	34-12
GPS/SATELLITE/WEATHER		CI 401-420		113100	COMANT INDUSTRIES INC	34-12
NAV ANTENNA	LEFT HAND	22-37-103		4075	TRIVEC-AVANT CORPORATION	34-12
PHASING COUPLER		80-37-101		5596	TRIVEC-AVANT CORPORATION	34-12
FLUX DETECTOR	LOWER	822-1193-001		38063	ROCKWELL COLLINS INC	34-20
FLUX DETECTOR	UPPER	822-1193-001		38066	ROCKWELL COLLINS INC	34-20
AOA TRANSMITTER	RIGHT HAND	SLZ8060-5		AB0523	AVIONICS SPECIALTIES INC	34-20
ATTITUDE INDICATOR	3 Tube	390-382065-0001		3061	L-3 COMMUNICATIONS	34-20
AOA TRANSMITTER	LEFT HAND	SLZ8060-5		AB0557	AVIONICS SPECIALTIES INC	34-20
COUPLER	#1	DMH24-1		15406	EDO CORPORATION	34-30
COUPLER	#2	DMH21-1		34553	EDO CORPORATION	34-30
COUPLER	#3	DMH21-1		34595	EDO CORPORATION	34-30
MARKER BEACON ANTENNA		DM N27-3		16457	EDO CORPORATION	34-30
GLIDESLOPE ANTENNA		100-384128		6692	EDO CORPORATION	34-30
TCAS ANTENNA (OPT 8)	LOWER	622-8973-001		2J54H	ROCKWELL COLLINS INC	34-40
TCAS COAX KIT		999ML-500-102		E44697	ELECTRONIC CABLE SPECIALI	34-40
ECU-3000 EXTERNAL COMP		822-1200-998		2V1GT	ROCKWELL COLLINS INC	34-40
TDR 94D (OPT.49)	#2	622-9210-005	TDR-94D	2LCTW	ROCKWELL COLLINS INC	34-40
FSU-5010 FILE SERVER U		822-1543-101		2G3CN	ROCKWELL COLLINS INC	34-40



Aircraft Model : 390  
Aircraft Serial: RB-226

Part Name	Position	Part Number	Part Model	Serial	Vendor Name	ATA Code
CCP-3000 - CURSUR CONT		822-1746-012		2V06X	ROCKWELL COLLINS INC	34-40
TCAS TRANSMITTER		822-1294-002	TTR 4000	158991	ROCKWELL COLLINS INC	34-40
ALT RADIO	XM FORWARD	DM PN19-2-1		4043	EDO CORPORATION	34-40
ALT RADIO RECEIVER	AFT	DM PN19-2-1		4041	EDO CORPORATION	34-40
NAV-4000 VOR/ILS/MKR/A	#1	822-1465-101		2RGJG	ROCKWELL COLLINS INC	34-40
OPT61 TRANSCEIVER DME	#1	822-1466-001		2MPWG	ROCKWELL COLLINS INC	34-40
TDR 94D (OPT.49)	#1	622-9210-005	TDR-94D	2LCJT	ROCKWELL COLLINS INC	34-40
RCVR,VOR/LOC/GS/MB ASS	#1	822-1579-101		2V7DP	ROCKWELL COLLINS INC	34-40
DME ANTENNA (STD)	#1	DM N150-10-2		22956	EDO CORPORATION	34-40
TRANSPONDER ANTENNA	LOWER	DM N150-10-2		22942	EDO CORPORATION	34-40
TRANSPONDER ANTENNA	UPPER	DM N150-10-2		21683	EDO CORPORATION	34-40
TCAS ANTENNA (OPT 8)	UPPER	622-8973-001		2N7CB	ROCKWELL COLLINS INC	34-40
MOUNT, EQUIPMENT - MMT		822-1811-003		2T1GN	ROCKWELL COLLINS INC	34-40
MAINTENANCE DIAGNOSTI		822-1987-005		2RW9W	ROCKWELL COLLINS INC	34-40
GPS ANTENNA (OPT 3)	#1	CI 401-220		200314	COMANT INDUSTRIES INC	34-50
GLOBAL POSITIONING SYS	#1	822-1377-001		2LNKF	ROCKWELL COLLINS INC	34-50
SINGLE ADF ANTENNA		622-7383-001		2LGNX	ROCKWELL COLLINS INC	34-50
MMT-3010 MOUNT	AFT	822-1290-003		2P15C	ROCKWELL COLLINS INC	34-60
DATA CONCENTRATOR UNIT	LEFT HAND	822-1132-002	DCU-3000	2RKFM	ROCKWELL COLLINS INC	34-60
IEC-3001		822-1167-001		2P52V	ROCKWELL COLLINS INC	34-60
DATA CONCENTRATOR UNIT	RIGHT HAND	822-1132-002	DCU-3000	2RKHP	ROCKWELL COLLINS INC	34-60
ICC 3000 IAPS CARD		822-1129-001		2P4KJ	ROCKWELL COLLINS INC	34-60
CTL-23D COMM/NAV CONTR	3 Tube	822-2177-001		2MMPP	ROCKWELL COLLINS INC	34-60
AFD-3010		822-1753-016		2NM4T	ROCKWELL COLLINS INC	34-60
ENHANCED GRND PROX WAR		965-0976-040-210-*		26547	HONEYWELL INTERNATIONAL I	34-60
XM WEATHER RECEIVER -		822-2031-002		2RROW	ROCKWELL COLLINS INC	34-60
DISPLAY CONTROL PANEL	#2	822-1828-012		28YFJ	ROCKWELL COLLINS INC	34-60
OPT. CONTROL MODULE (E	#2	822-1484-201		2P4VT	ROCKWELL COLLINS INC	34-60
FLIGHT GUIDANCE COMP.	#2	822-1108-317	FGC-3000	2RVOC	ROCKWELL COLLINS INC	34-60
CONFIGUR. STRAPPING UN	#2	822-1363-002		2P55C	ROCKWELL COLLINS INC	34-60
PWR 3000	#2	822-1137-001		2P53Y	ROCKWELL COLLINS INC	34-60
FLIGHT MANAGEMENT COMP	#1	822-0883-703		2RTIN	ROCKWELL COLLINS INC	34-60
MMT-3010 MOUNT	FORWARD	822-1290-003	MMT-3010	2KP4C	ROCKWELL COLLINS INC	34-60
IOC-3100	#2	822-1361-002		2RVFP	ROCKWELL COLLINS INC	34-60
FLIGHT GUIDANCE COMP.	#1	822-1108-317	FGC-3000	2RV5R	ROCKWELL COLLINS INC	34-60
DISPLAY CONTROL PANEL	#1	822-1828-012		2D1LG	ROCKWELL COLLINS INC	34-60

Aircraft Model : 390  
Aircraft Serial: RB-226

Part Name	Position	Part Number	Part Model	Serial	Vendor Name	ATA Code
IOC-3100	#1	822-1361-002		2RTXN	ROCKWELL COLLINS INC	34-60
PWR 3000	#1	822-1137-001		2P54C	ROCKWELL COLLINS INC	34-60
OPT. CONTROL MODULE (	#1	822-1484-201		2P4VR	ROCKWELL COLLINS INC	34-60
CONFIGUR. STRAPPING UN	#1	822-1363-002		2P54X	ROCKWELL COLLINS INC	34-60

## \*\*\*\* Oxygen

OXYGEN PRESSURE TRANSD		122-382008-7		7418-11-268	KULITE SEMICONDUCTOR PROD	35-00
OXYGEN CYLINDER	7	101-384207-13		6140-19644	BE AEROSPACE INC	35-00
OXYGEN SHUTOFF VALVE		101-384032-7		4420B	AEROSPACE SYSTEMS & COMPO	35-00
BOX-OXYGEN MASK CREW S	LEFT HAND	390-382044-0001		OO225	BE AEROSPACE INC	35-10
BOX-OXYGEN MASK CREW S	RIGHT HAND	390-382044-0002		OO260	BE AEROSPACE INC	35-10
R/H OXYGEN CREW MASK	RIGHT HAND	390-382045-0001		21011	BE AEROSPACE INC	35-10
L/H OXYGEN CREW MASK	LEFT HAND	390-382045-0001		21012	BE AEROSPACE INC	35-10

## \*\*\*\* Pneumatic

THREE WAY VALVE		390-385017-0005		O252	DUKES INC	36-00
-----------------	--	-----------------	--	------	-----------	-------

## \*\*\*\* Elect./Electronic Panels

FLIGHT GUIDANCE PANEL	3 Tube	822-1107-112		2NEMW	ROCKWELL COLLINS INC	39-10
-----------------------	--------	--------------	--	-------	----------------------	-------

## \*\*\*\* Doors

CABIN DOOR ASSY		390-430020-6007		RB-226-S7#7762500	Vendor Not Entered	52-10
ESCAPE HATCH		390-430003-6005		RB-226-S7#5676868	Vendor Not Entered	52-20
FWD BAGGAGE DOOR KEY	LEFT HAND	390-384051-0001		T4619-RB-226	ADAMS RITE AEROSPACE INC	52-30
CABIN DOOR KEY		390-384050-0001		T4619-RB-226	ADAMS RITE AEROSPACE INC	52-30
AFT BAGGAGE DOOR KEY	LEFT HAND	390-384008-0001		T4619-RB-226	ADAMS RITE AEROSPACE INC	52-30
FWD AVIONICS DOOR KEY	RIGHT HAND	390-384051-0001		-T4619-RB-226	ADAMS RITE AEROSPACE INC	52-30
AFT AVIONICS DOOR KEY	RIGHT HAND	390-384008-0001		-T4619-RB-226	ADAMS RITE AEROSPACE INC	52-30

## \*\*\*\* Fuselage

AFT FUSELAGE ASSEMBLY		390-444011-6017		RB-226-S7#7632968	Vendor Not Entered	53-00
-----------------------	--	-----------------	--	-------------------	--------------------	-------

Aircraft Model : 390  
Aircraft Serial: RB-226

Part Name	Position	Part Number	Part Model	Serial	Vendor Name	ATA Code
AFT CANTED BULKHEAD AS		390-440089-6009	RB-226	S7#7695395	Vendor Not Entered	53-00
FWD CANTED BULKHEAD AS		390-440095-0007	RB-226	S7#7704899	Vendor Not Entered	53-00
PYLON ASSEMBLY		390-440252-0001	RB-226	WO#58605	PRODUCT MANUFACTURING CO	53-00
NOSE STRUCTURE ASSY		390-410006-0003	RB-226	S7#7712145	Vendor Not Entered	53-10
RADOME		390-415001-0005		C174181	NORDAM GROUP INC	53-10
EMPENNAGE ASSY		390-600100-6001	RB-226	S7#5702851	Vendor Not Entered	53-10
FWD FUSELAGE ASSY		390-400011-6027	RB-226	S7#7667118	Vendor Not Entered	53-10
AFT PRESSURE BULKHEAD		390-440031-6007	RB-226	S7#5701378	Vendor Not Entered	53-20
COCKPIT FLOOR STRUCTUR		390-420009-0003	RB-226	WO#38784	PRODUCT MANUFACTURING CO	53-20
CABIN FLOOR STRUCTURE	LEFT HAND	390-430361-0001	RB-226	WO#51039	DECRANE AIRCRAFT SEATING	53-20
CABIN FLOOR STRUCTURE	RIGHT HAND	390-430362-0003	RB-226	WO#57381	DECRANE AIRCRAFT SEATING	53-20
TAILCONE ASSEMBLY		390-440215-6017	RB-226	S7#7771447	Vendor Not Entered	53-30

## \*\*\*\* Windows

WINDSHIELD	LEFT HAND	390-384000-0001		O7270H1728	PPG AEROSPACE	56-10
WINDSHIELD	RIGHT HAND	390-384000-0002		O7247H8170	PPG AEROSPACE	56-10
COCKPIT SIDE WINDOW	LEFT HAND	390-384001-0003		O7270H1727	PPG AEROSPACE	56-10
COCKPIT SIDE WINDOW	RIGHT HAND	390-384001-0004		O7122H4553	PPG AEROSPACE	56-10

## \*\*\*\* Wings

SKELETON WING ASSY	LEFT HAND	390-110003-0001	RB-226		Vendor Not Entered	57-10
SKELETON WING ASSY	RIGHT HAND	390-110003-0002	RB-226		Vendor Not Entered	57-10
WING TIP ASSEMBLY	RIGHT HAND	390-384004-0006		261	DE VORE AVIATION CORP AME	57-20
WING TIP ASSEMBLY	LEFT HAND	390-384004-0005		248	DE VORE AVIATION CORP AME	57-20
WING ASSEMBLY		390-100001-6015	RB-226	S7#5731835	Vendor Not Entered	57-20
PANEL ASSY WING	RIGHT HAND	390-110001-0002	RB-226		Vendor Not Entered	57-30
PANEL ASSY WING	LEFT HAND	390-110001-0001	RB-226		Vendor Not Entered	57-30
LOWER SKIN	RIGHT HAND	390-110390-0006		OO272	GKN AEROSPACE PRECISION	57-30
UPPER SKIN	RIGHT HAND	390-110010-0014		OO244	GKN AEROSPACE PRECISION	57-30
UPPER SKIN	LEFT HAND	390-110010-0013		OO213	GKN AEROSPACE PRECISION	57-30
LOWER SKIN	LEFT HAND	390-110390-0005		OO280	GKN AEROSPACE PRECISION	57-30

## \*\*\*\* Powerplant

Aircraft Model : 390  
Aircraft Serial: RB-226

Part Name	Position	Part Number	Part Model	Serial	Vendor Name	ATA Code
ENGINE ASSY	LEFT HAND	390-910054-0001		S7#7801144-105363	WILLIAMS INTERNATIONAL CO	71-00
ENGINE	RIGHT HAND	FJ44-2A		105364	WILLIAMS INTERNATIONAL CO	71-00
ENGINE ASSY	RIGHT HAND	390-910055-0001		S7#7801145-105364	WILLIAMS INTERNATIONAL CO	71-00
ENGINE	LEFT HAND	FJ44-2A		105363	WILLIAMS INTERNATIONAL CO	71-00
FWD ISOLATOR LOWER	LEFT HAND	390-389000-0007		-0968	BARRY CONTROLS AEROSPACE	71-20
AFT ISOLATOR	LEFT HAND	390-389021-0003		0329	BARRY CONTROLS AEROSPACE	71-20
FWD ISOLATOR LOWER	RIGHT HAND	390-389000-0007		0994	BARRY CONTROLS AEROSPACE	71-20
FWD ISOLATOR UPPER	LEFT HAND	390-389000-0007		0957	BARRY CONTROLS AEROSPACE	71-20
AFT ISOLATOR	RIGHT HAND	390-389021-0003		0330	BARRY CONTROLS AEROSPACE	71-20
FWD ISOLATOR UPPER	RIGHT HAND	390-389000-0007		0997	BARRY CONTROLS AEROSPACE	71-20

## \*\*\*\* Engine

INLET ASSEMBLY	RIGHT HAND	390-910281-0010		7760738	Vendor Not Entered	72-20
INLET ASSEMBLY	LEFT HAND	390-910281-0009		7760735	Vendor Not Entered	72-20

## \*\*\*\* Engine Fuel and Control

FUEL FLOW TRANSMITTER	RIGHT HAND	1/2-1-81-302		601744	SENIOR AEROSPACE KETEMA	73-20
FUEL FLOW TRANSMITTER	LEFT HAND	1/2-1-81-302		601563	SENIOR AEROSPACE KETEMA	73-20
OIL PRESSUE TRANSDUCER	LEFT HAND	101-389023-7		7512-8-951	KULITE SEMICONDUCTOR PROD	73-30

## \*\*\*\* Air

ANTI ICE VALVE	LEFT HAND	5188-00-1		0554	DUKES INC	75-10
ANTI ICE VALVE	RIGHT HAND	5188-00-1		0549	DUKES INC	75-10

## \*\*\*\* Exhaust

EXHAUST NOZZLE ASSEMBL	RIGHT HAND	390-910017-0004		7737758	Vendor Not Entered	78-10
EXHAUST NOZZLE ASSEMBL	LEFT HAND	390-910017-0003		7737755	Vendor Not Entered	78-10

## \*\*\*\* Oil

OIL TEMP BULB	LEFT HAND	MS28034-3		140628	NORWICH AERO PRODUCTS INC	79-30
OIL PRESSUE TRANSDUCER	RIGHT HAND	101-389023-7		7512-8-964	KULITE SEMICONDUCTOR PROD	79-30

Aircraft Model : 390  
Aircraft Serial: RB-226

Part Name	Position	Part Number	Part Model	Serial	Vendor Name	ATA Code
OIL PRESSURE SWITCH	LEFT HAND	680S53		627	VALUE ENGINEERED PRODUCTS	79-30
OIL PRESSURE SWITCH	RIGHT HAND	680S53		634	VALUE ENGINEERED PRODUCTS	79-30
OIL TEMP BULB	RIGHT HAND	MS28034-3		140604	NORWICH AERO PRODUCTS INC	79-30

\*\*\*\* Starting

SOFT START MODULE		1260470-7		168	ENVIRO SYSTEMS INC	80-00
-------------------	--	-----------	--	-----	--------------------	-------