


NEW!



HHLF high pressure self priming centrifugal pumps meet USCG specifications for auxiliary fire control. Excellent for use where higher pressures are needed.

Features include:

- Mounting
 - P.E.M. (heavy duty pedestal or engine)
 - CC Motor 184TC frame size
- Stainless steel drive sleeve
- Seal
 - Self adjusting
 - Corrosion resistant
 - Standard stainless steel, viton, carbon and ceramic type-21 mechanical seal
 - optional severe service seal
- Volute and impeller are removable and easily replaced
- Larger volute and impeller can be used in same housing for higher flows
- Replaceable suction check valve with stainless steel weights
- Utilizes existing small Flomax 1.5" & 2" NPT suction and discharge flanges and gaskets

PUMP SPECIFICATIONS

Suction & Discharge	1.5" x 2" NPT Pipe Sizes Cast Iron Class 30 or Bronze
Housing	Cast Iron Class 30 or Bronze
Volute	Cast Iron Class 30 or Bronze, Replaceable
Impeller	Cast Iron Class 30 or Bronze
Adaptor	Cast Iron Class 30 or Bronze P.E.M. or CC Motor
Drive Sleeve	Stainless Steel 300 Series
Seal	Standard John Crane Type-21 Carbon, Ceramic, Stainless Steel and Viton with Other Options Available
Fasteners	Stainless Steel 300 Series

**HHLF
HIGH HEAD
SELF PRIMING
CENTRIFUGAL**

**1 1/2" x 1 1/2"
2" x 2"**

PUMPAKS

- ENGINE DRIVE
- "C" FACE ELECTRIC MOTOR DRIVE
- PEDESTAL DRIVE

**FLOWS TO 150 GPM
PRESSURES TO 190 TDH**

**CAST IRON
BRONZE**



MP PUMPS, INC.
TECUMSEH PRODUCTS COMPANY

34800 BENNETT DRIVE • FRASER, MI 48026-1686
(810) 293-8240 • FAX (810) 293-8469
(800) 563-8006


HHLF

Features & Options

- 1 1/2" X 1 1/2" OR 2" X 2" HIGH HEAD SELF PRIMING CENTRIFUGAL PUMPS
- PUMPAK
- "C" FACE ELECTRIC MOTOR DRIVE 5HP, 7.5HP
- PEDESTAL DRIVE
- FLOWS TO 140 GPM
- PRESSURES TO 190 TDH
- CAST IRON OR BRONZE CONSTRUCTION
- DRIVE SLEEVE—304 STAINLESS STEEL
- FASTENERS—STAINLESS STEEL
- SEALS—STANDARD CARBON, CERAMIC, STAINLESS STEEL AND VITON WITH OTHER OPTIONS AVAILABLE (CONSULT FACTORY)

*Geopac
Depco Pumps
727, 446, 1656
FLA*

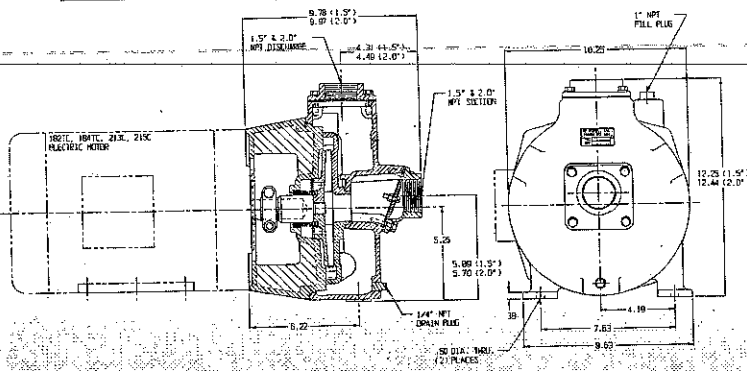
*800 445
1656
EXT
242*



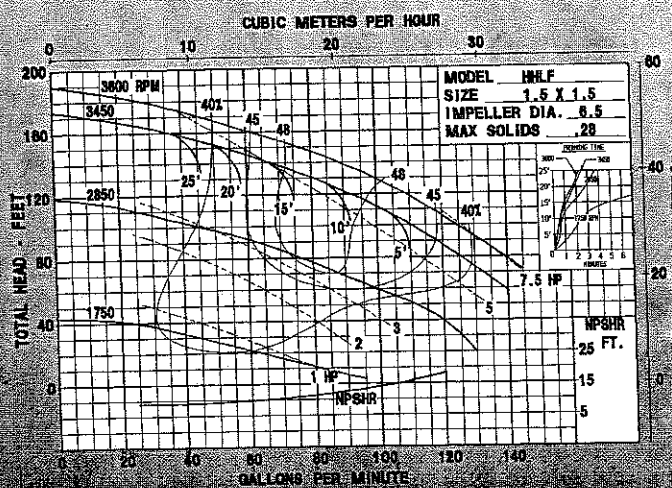
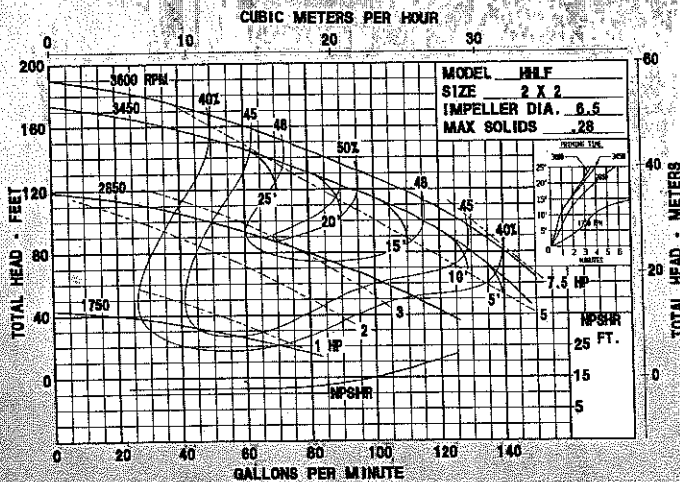
SELF PRIMING CENTRIFUGAL PUMPS

HOME

DIMENSIONS




Pump Performance Curves



MP PUMPS, INC.
TECUMSEH PRODUCTS COMPANY
(800) 563-8006

HIGH HEAD CENTRIFUGAL PUMP FEATURES

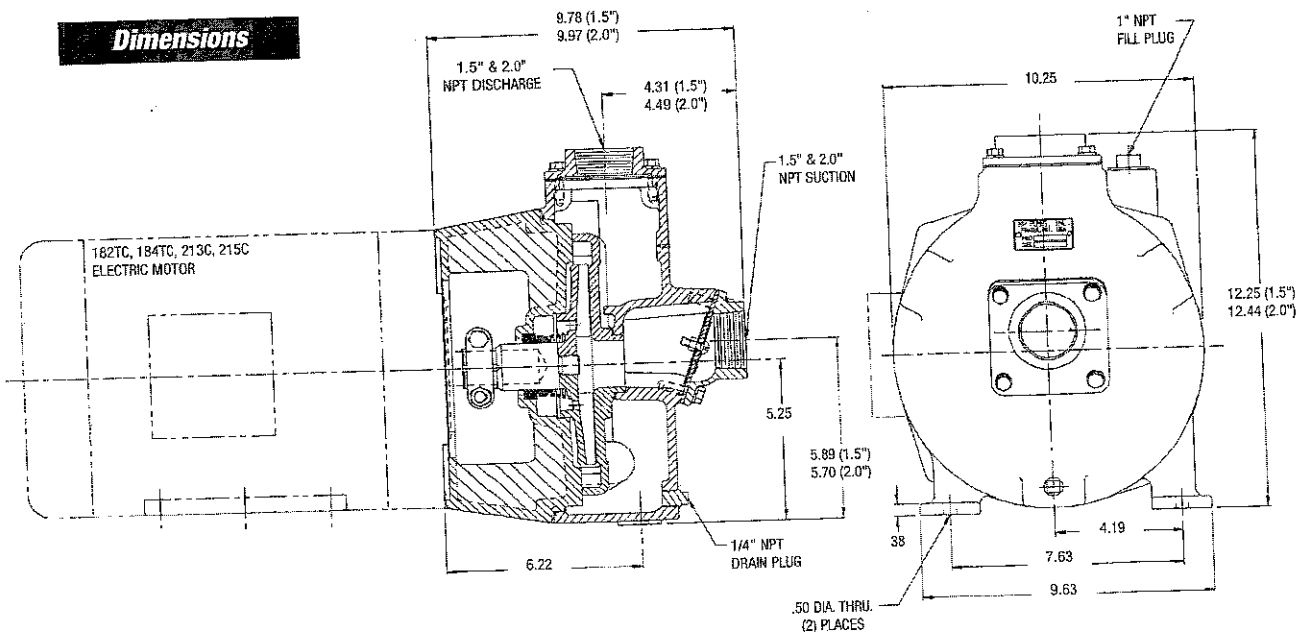
- 1 1/2 x 1 1/2
2 X 2 HIGH HEAD PUMPAK
- "C" FACE ELECTRIC MOTOR DRIVE 5-7.5 HP
- PEDESTAL DRIVE
- FLOWS - TO 140 GPM
- PRESSURES - TO 190 TDH
- CAST IRON OR BRONZE CONSTRUCTION
- DRIVE SLEEVE - 304 STAINLESS STEEL
- FASTENERS - STAINLESS STEEL
- SEALS - STANDARD CARBON, CERAMIC, STAINLESS STEEL AND VITON WITH OTHER OPTIONS AVAILABLE (CONSULT FACTORY)
- ABS TYPE APPROVED FOR MANY SHIPBOARD SERVICES



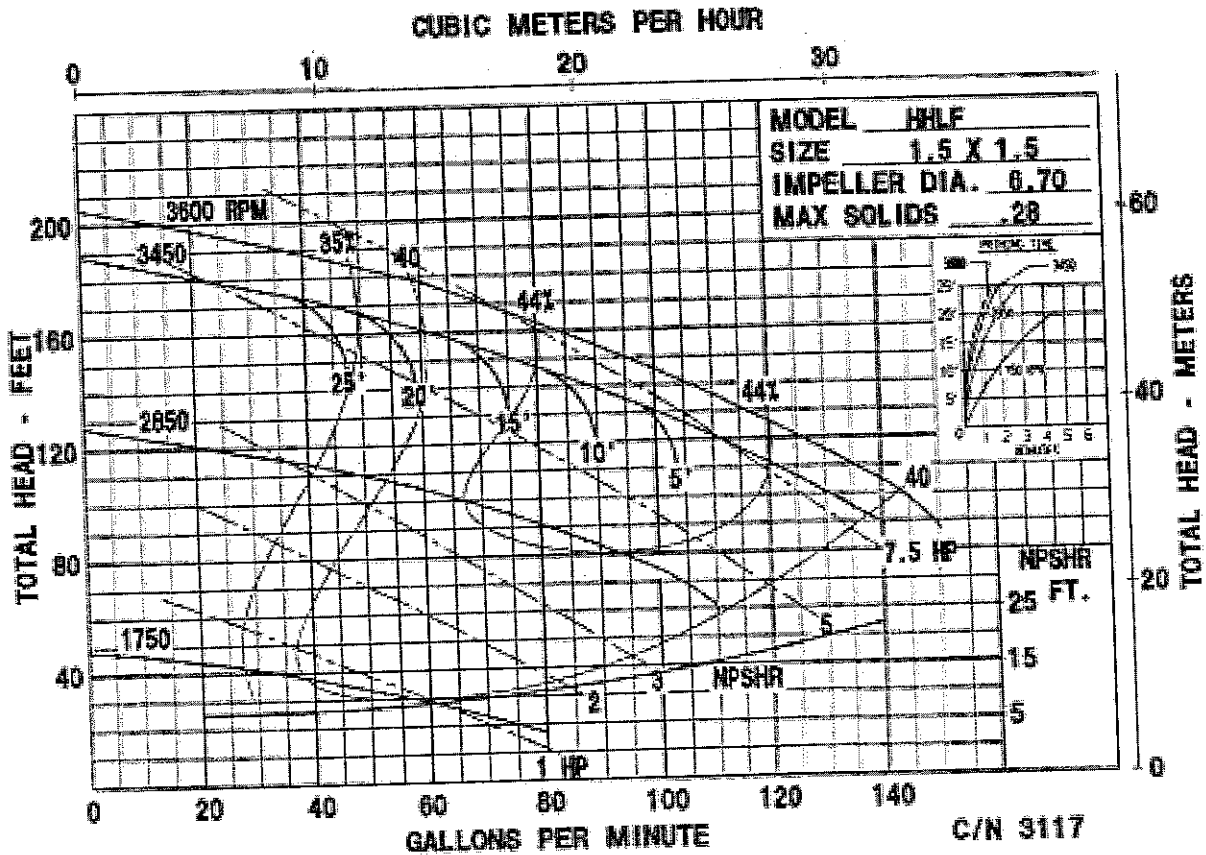
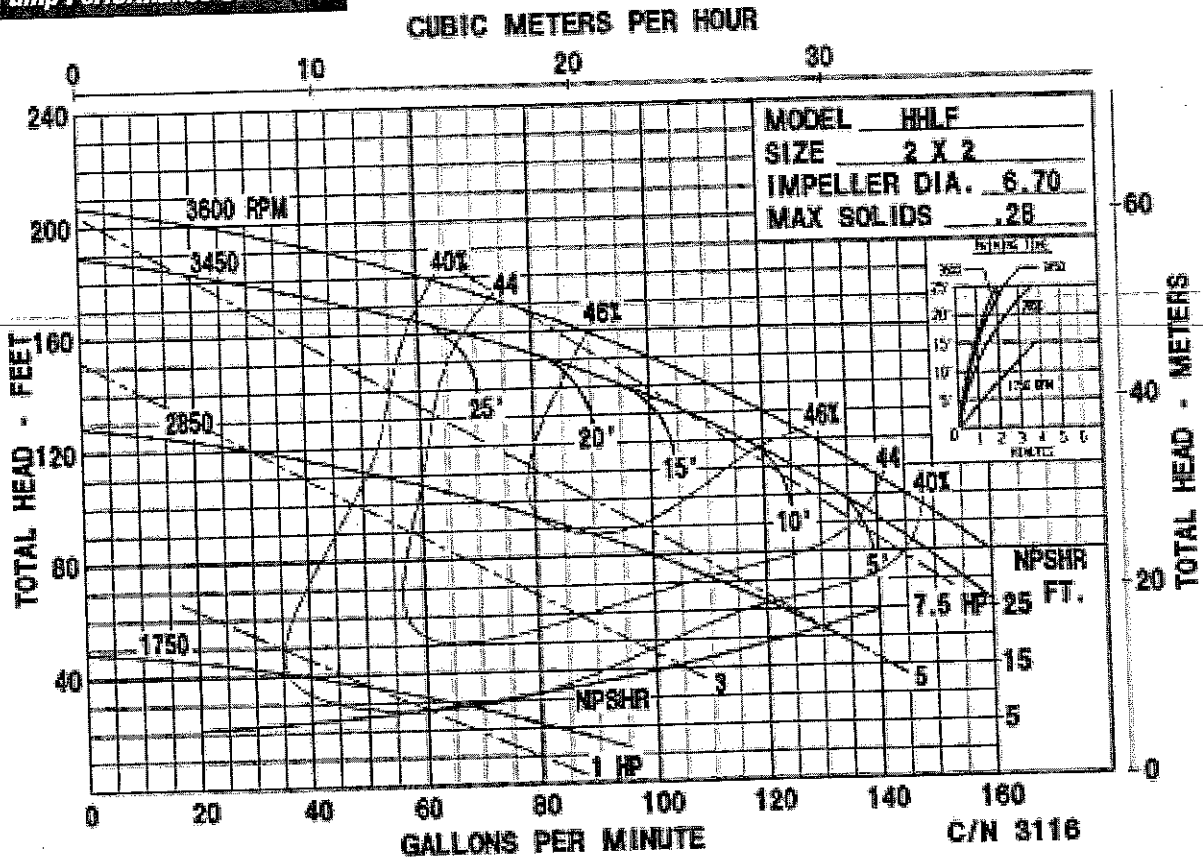
HHLF

MODEL	Suction	Discharge
HHLF	1 1/2"-2" NPT	1 1/2"-2" NPT

Dimensions



Pump Performance Curves



Other Performance Curves Available Upon Request