

BARBERI CLASS VESSELS

CRASH STOP FROM HALF SPEED	420 FT.
BOAT DEAD IN WATER	35 SEC
AHEAD REACH	240 FT.

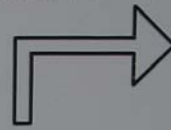
FULL SPEED

90° LEFT TURN



TIME	29 SEC
ADVANCE	155 FT.

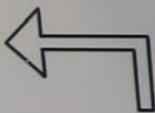
90° RIGHT TURN



TIME	29 SEC
ADVANCE	155 FT.

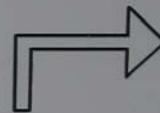
HALF SPEED

90° LEFT TURN



TIME	36 SEC
ADVANCE	155 FT.

90° RIGHT TURN



TIME	35 SEC
ADVANCE	155 FT.

The response of the Vessel may be different from that listed above if any of the following conditions upon which the maneuvering information is based are varied.

WARNING

1. Calm weather wind 10 knots or less sea.
2. No current.
3. Water depth twice the vessels draft or greater.
4. Clean hull
5. Intermediate drafts or unusual trim.