

# .05 BAC Safety Briefing Facts

## Why does the NTSB support .05 BAC laws?

- ✓ Decades of research show that .05 BAC laws can save lives on the roads. (Albalade 2008; Thomas et al., 2022)
- ✓ A .05 BAC law has a broad deterrent effect because it helps prevent drinking drivers from getting behind the wheel in the first place. (Byrne et al., 2016)
- ✓ Alcohol, both alone and in combination with other drugs, continues to be the drug with the most detrimental impact on traffic safety. (NTSB 2022)

<h3>Who supports a .05 BAC limit?</h3>	<p>NTSB National Safety Council Advocates for Auto and Highway Safety Mothers Against Drunk Driving National Academies of Science, Engineering, and Medicine The World Health Organization AB InBev</p>
--	---

## Impairment effects by BAC (NHTSA)

.02 BAC	<ul style="list-style-type: none"> <li>• Decline in visual functions</li> <li>• Decline in ability to perform two tasks at same time</li> </ul>
.05 BAC	<ul style="list-style-type: none"> <li>• Reduced coordination</li> <li>• Reduced ability to track moving objects</li> <li>• Difficulty steering</li> <li>• Reduced response to emergency driving situations</li> </ul>
.08 BAC	<ul style="list-style-type: none"> <li>• Reduced ability to concentrate</li> <li>• Short-term memory loss</li> <li>• Difficulty controlling speed</li> <li>• Reduced information-processing capability</li> <li>• Impaired perception</li> </ul>

Enacting .05 BAC laws in all states would result in an estimated 11% decline in fatal alcohol-related crashes and save at least 1,700 lives annually in the US. (Fell and Scherer 2017)

For drivers with BACs of .05–.079 g/dL, the risk of being in a single-vehicle fatal crash was at least 7 times higher than for drivers with no alcohol in their system. (Fell and Voas 2014)

## Effects of the 2018 Utah .05 BAC law (Thomas et al., 2022)

- ✓ A 19.8% reduction in the fatal crash rate between 2016 and 2019
- ✓ More than 1 in 5 drinkers changed behaviors, such as planning alternative transportation when drinking away from home
- ✓ No decrease in alcohol sales, alcohol consumption, or tourism revenue
- ✓ No marked increase in DUI arrests

## .05 BAC LAW AT-A-GLANCE

A majority of Americans support .05 BAC laws. (AAA FTS 2022)

### What .05 BAC law DOES:

•••••  
Saves lives

•••••  
Deters people at ALL BACs from driving

•••••  
Separates drinking from driving

### What .05 BAC law DOES NOT do:

•••••  
There is no evidence that it reduces drinking.

In fact, per capita alcohol consumption in several countries with a .05 BAC law is the same or higher than in the US, but deaths are lower.

•••••  
It does not necessarily increase arrests.

People make the right choice not to get behind the wheel when they have been drinking (primary prevention).

SCAN THE CODES TO:

WATCH OUR .05 BAC VIRTUAL ROUNDTABLES

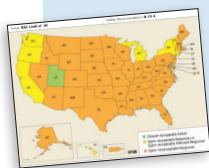
PART 1: Past, Present and Future



PART 2: Legislative Primer



READ OUR REPORT ON States' Progress on Implementing Alcohol-Impaired Driving Recommendations






## What was the impact on safety of moving from .10 to .08?

A comprehensive 2017 independent research study shows that from 1982 to 2014, in 50 states and DC, **lowering the per se iBAC limit from .10 to .08 resulted in a 10.4% reduction in alcohol-related fatalities, with no change in alcohol consumption.** This means that lowering the BAC to .08 in the US has **saved 1,736 lives annually.** A total of 24,868 lives were saved between 1983 and 2014 due to lowering the BAC to .08. (Fell and Scherer 2017)

## What is the international experience with .05?

Approximately 100 countries have some type of .05 or lower BAC laws and, **while their average alcohol consumption is the same or higher than the US, their proportion of alcohol-related deaths are lower.**

Metrics	 US .08 BAC	 Sweden .02 BAC	 Netherlands .05 BAC
Alcohol-related crash deaths <sup>1</sup>	31%	19%	19%
Average alcohol consumption (liters pure alcohol per capita) <sup>2</sup>	9.2	9.2	9.9

<sup>1</sup> Global Status Report on Road Safety 2015

<sup>2</sup> World Health Statistics 2015







Twenty years of international studies have shown that when a country lowers BAC limits from .08 to .05, **alcohol-related fatal and injury crashes decrease between 5% and 10%.** (Mann et al., 2001; Fell & Voas 2006)

### Sources

- AAA Foundation for Traffic Safety. 2022. *2021 Traffic Safety Culture Index*. Accessed March 15, 2023. <https://aaaafoundation.org/wp-content/uploads/2022/11/2021-TSCI-Full-Report.pdf>
- Albalade, Daniel. 2008. "Lowering Blood Alcohol Content Levels to Save Lives: The European Experience." *Journal of Policy Analysis and Management* 27(1): 20–39. Accessed March 15, 2023. <https://www.jstor.org/stable/pdf/30162824.pdf>
- Byrne, Patrick A., Tracey Ma, Robert E. Mann, and Yoassry Elzohairy. 2016. "Evaluation of the General Deterrence Capacity of Recently Implemented (2009–2010) Low and Zero BAC Requirements for Drivers in Ontario." *Accident Analysis and Prevention* 88 (March): 56–67. Accessed March 15, 2023. <https://pubmed.ncbi.nlm.nih.gov/26720925/>
- Fell, James C., and Michael Scherer. 2017. "Estimation of the Potential Effectiveness of Lowering the Blood Alcohol Concentration (BAC) Limit for Driving from 0.08 to 0.05 Grams per Deciliter in the United States." *Alcohol: Clinical and Experimental Research* 41 (December): 2128–2139. Accessed March 15, 2023. <https://www.ncbi.nlm.nih.gov/pmc/articles/PMC5790204/>
- Fell, James C., and Robert B. Voas. 2014. "The Effectiveness of a 0.05 Blood Alcohol Concentration (BAC) Limit for Driving in the United States." *Addiction* 109 (June): 869–874. Accessed March 15, 2023. <https://www.ncbi.nlm.nih.gov/pmc/articles/PMC4448946/>
- Mann, Robert E., Scott Macdonald, Gina Stoduto, Susan Bondy, Brian Jonah, and Abdul Shaikh. 2001. "The Effects of Introducing or Lowering Legal Per Se Blood Alcohol Limits for Driving: an International Review." *Accident Analysis and Prevention* 33 (September): 569–583. <https://pubmed.ncbi.nlm.nih.gov/11491238/>
- National Academies of Sciences, Engineering, and Medicine. 2018. *Getting to Zero Alcohol-Impaired Driving Fatalities*. Accessed March 15, 2023. [www.nationalacademies.org/endedwideaths](http://www.nationalacademies.org/endedwideaths)
- NTSB. 2013. *Reaching Zero: Actions to Eliminate Alcohol-Impaired Driving*. Accessed March 15, 2023. <https://www.nts.gov/safety/safety-studies/Documents/SR1301.pdf>
- NTSB. 2022. *Alcohol, Other Drug, and Multiple Drug Use Among Drivers*. Accessed March 15, 2023. <https://www.nts.gov/safety/safety-studies/Documents/SRR2202.pdf>
- Thomas, Dennis F., Richard Blomberg, Jenna R. Darrah, Lindsey A. Graham, Tyler Southcott, Rachel Dennert, et al. 2022. *Evaluation of Utah's .05 BAC Per Se Law*. National Highway Traffic Safety Administration. Accessed March 15, 2023. <https://rosap.ntl.bts.gov/view/dot/60428>
- World Health Organization. 2015. *Global Status Report on Road Safety 2015*. Accessed March 15, 2023. <https://www.afro.who.int/publications/global-status-report-road-safety-2015>
- World Health Organization. 2015. *World Health Statistics 2015*. Accessed March 15, 2023. <https://www.who.int/docs/default-source/gho-documents/world-health-statistic-reports/world-health-statistics-2015.pdf>



The NTSB is an independent federal agency charged by Congress with investigating every civil aviation accident in the United States and significant events in other modes of transportation—railroad, transit, highway, marine, pipeline, and commercial space. We determine the probable cause of the accidents we investigate and issue safety recommendations aimed at preventing future accidents. For more information, visit [www.nts.gov](http://www.nts.gov).

-  [www.twitter.com/nts.gov](http://www.twitter.com/nts.gov)
-  [www.instagram.com/nts.gov](http://www.instagram.com/nts.gov)
-  [www.facebook.com/nts.gov](http://www.facebook.com/nts.gov)
-  [www.youtube.com/user/nts.gov](http://www.youtube.com/user/nts.gov)
-  [www.flickr.com/nts.gov](http://www.flickr.com/nts.gov)
-  [www.linkedin.com/company/nts.gov](http://www.linkedin.com/company/nts.gov)